

Pinnacle

Electrical Supplies

Schneider
Electric

CONTACTUM

THORN
LIGHTING PEOPLE



Everything You Need



Turbine Rd
CH41 9BA
0151 647 2386

sales@pinnacle-mail.co.uk
pinnacleelectricalsupplies.co.uk

Prenton Way
CH43 3DU
0151 609 0750

Pinnacle

Electrical Supplies



"They've got everything!"



PINNACLE ELECTRICAL SUPPLIES

We are members of the Fegime buying group, with over 160 branches nationwide we benefit from the immense purchasing power Fegime provides, thus enabling a competitive price offering to our customers.

QUALITY PRODUCTS:

All of the products in our profile are of the highest quality, chosen from well-known reliable sources, the majority of which are UK and European market leading brands.

DELIVERY

Our fleet of delivery vehicles provide a frequent and reliable service to your chosen destination, we also offer a call and collect service, meaning that your products will be ready for collection at your convenience.

Visit our website for more information about us, or simply call a member of our support team

Turbine Rd
CH41 9BA
0151 647 2386

sales@pinnacle-mail.co.uk
pinnacleelectricalsupplies.co.uk

Prenton Way
CH43 3DU
0151 609 0750

CONTENTS

5

Cable & Cable Accessories

34

Cable Management

69

Wiring Accessories

122

Data & Networking

128

Switchgear, Distribution & Control

165

Industrial Control

167

Industrial Plugs & Sockets

174

Site Lighting

176

Energy Control

184

Heating & Ventilation

218

Fire & Security

240

Test Instruments

244

Tools & PPE

252

Technical & Index



FEGIME

Together we generate value

Comprising national electrical buying groups across Europe, Fegime is a network of small to medium sized Electrical Wholesaling companies working together to bring value to their clients.

Working towards common goals with shared challenges, Fegime gives its members the ability to retain core company values whilst purchasing as a conglomerate.

This means that when dealing with a Fegime wholesaler you will enjoy the personal service and attention that characterises a family owned business whilst benefiting from the professionalism, support and competitive pricing typical of a much larger 'national' organisation.

Fegime UK now has 30 Electrical Wholesaling member companies, comprising over 100 branches and with a geographical spread encompassing locations all over the UK such as Glasgow, Liverpool, Nottingham, Portsmouth, Bristol, Cardiff and London.



Teamwork

Working together is the corner stone of Fegime thinking; combining purchasing power and sharing knowledge and expertise.



Communication

With a multi national network Fegime provides the conduit through which information flows at all levels of the supply chain.



Vision

Seeking new market segments and opportunities, Fegime enables its wholesalers to reach new clients and maintain margin.



Strategy

An increasingly challenging industry demands strategies which create competitive barriers and promote client retention.



Success

Fegime does not aim to be the biggest but the best. A goal which drives members to consistently out perform the market average.



Fegime

Fegime is more than just a buying group, building relationships between members, suppliers and clients.

Cable

General Wiring

6181Y

- Often known as "Meter Tails" mainly used to connect the Installation to the Electricity providers meter.
- BS6004.
- Voltage rating 300/500V.

Part No.	Available Sizes mm
6181Y	1.0, 1.5, 2.5, 4.0, 6.0, 10.0, 16.0, 25.0 & 35.0

6242Y

- Mainly found in domestic installations as predominantly used for the wiring of houses or where surface mounted cable is required. Offers little protection from damage if not protected.
- BS6004.
- Voltage rating 300/500V.

Part No.	Available Sizes mm
6242Y	1.0, 1.5, 2.5, 4.0, 6.0, 10.0 & 16.0

6241Y

- Not commonly used but can be suitable when an additional double sheathed conductor is required in addition to 6243Y.
- BS6004.
- Voltage rating 300/500V.

Part No.	Available Sizes mm
6241Y	1.0 & 1.5

6243Y

- Similar to 6242Y but used for Two Way Switching where the extra conductor is required.
- Grey sheath.
- BS6004.
- Voltage rating 300/500V.

Part No.	Available Sizes mm
6243Y	1.0 & 1.5

6242B

- See 6242Y for applications but 6242B offers better performance with regards to giving off lower levels of smoke and corrosive gases where a fire may occur.
- BS7211.

Part No.	Available Sizes mm
6242B	1.0, 1.5, 2.5, 4.0, 6.0, 10.0 & 16.0

6491B

- See 6491X cables for application but 6491B offers better performance with regards to giving off lower levels of smoke and corrosive gases where a fire may occur.
- BS7211.

Part No.	Available Sizes mm
6491B	1.5, 2.5, 4.0, 6.0, 10.0, 16.0, 25.0, 35.0, 50.0, 70.0 & 95.0

6491X

- Single Insulated Cables that are normally installed in either plastic or metal conduit or trunking to offer protection for multiple circuits.
- BS6004.

Part No.	Available Sizes mm
6491X	1.5, 2.5, 4.0, 6.0, 10.0, 16.0, 25.0, 35.0, 50.0, 70.0 & 95.0

Tri-Rated Cables

Single Core Stranded Copper Tri-Rated Cable

- Available in many colours and used very widely by panel builders where the 105degree PVC insulation gives more protection to ambient heat and the numerous colour choices aid identification.

Part No.	Available Sizes mm
TRI0.75	0.75
TRI1.0	1.0
TRI1.5	1.5
TRI2.5	2.5
TRI4.5	4.5
TRI6.0	6.0
TRI25	25.0
TRI35	35.0
TRI50	50.0
TRI70	70.0

SWA Cables

694_X & 694_B Steel Wire Armoured Cable

- SWA, stands for Steel Wired Armour as this is the method used to protect the cable from accidental damage, Commonly used when buried in the ground or for surface mounted where more protection is required above 6242Y for example.

Part No. Standard	Part No. Low Smoke	Available Sizes mm	Cores
6942X	6942B	1.5, 2.5, 4.0, 6.0, 10.0 & 16.0	2
6943X	6943B	1.5, 2.5, 4.0, 6.0, 10.0 & 16.0	3
6944X	6944B	1.5, 2.5, 4.0, 6.0, 10.0 & 16.0	4
6945X	6945B	1.5, 2.5, 4.0, 6.0, 10.0 & 16.0	5

Fire Resistant Cables

Multicore Fire Resistant Cables

- A high specification range of cables used to offer protection from fire. Fire Alarm cables are used for the wiring of actual fire alarm systems as well in some cases Emergency Lighting. The cable undergoes rigorous tests to ensure it does not deteriorate and fail within strict time and condition tests to enable occupants to evacuate the building.

Size mm	Cores	Available Sheath Colour
1.5	2+E	Red, White & Black
2.5	2+E	Red, White & Black
1.5	3+E	Red, White & Black
2.5	3+E	Red, White & Black
1.5	4+E	Red, White & Black
2.5	4+E	Red, White & Black

Cable

ELAND
CABLES

Flexible Wiring Cables

218_Y
PVC Flexible Cord

- A 300/300-volt PVC insulated and sheathed flexible cable for light duty applications in domestic and office environments connecting appliances.
- BS EN 50525-2-11 H03VV-F.
- Nominal voltage 300/300V.
- Operating Temp 5°C to 70°C.



Part No.	Available Sizes mm	Cores
2182Y	0.50 & 0.75	2
2183Y	0.50 & 0.75	3
2184Y	0.50 & 0.75	4

2192Y
PVC Flat Cord


- A 300/300-volt PVC insulated and sheathed flat/oval flexible cable for light duty applications in domestic and commercial environments as a power lead.
- BS EN 50525-2-11 H03VWH2-F.
- Nominal voltage 300/300V.
- Operating Temp 5°C to 70°C.



Part No.	Available Sizes mm	Cores
2192Y	0.50 & 0.75	2

318_B
LSOH Cord

- A 300/500-volt low smoke zero halogen (LSOH) insulated and sheathed flexible cord, for use in indoor installations of public buildings, where safety in the event of fire is a consideration.
- BS EN 50525-3-11 H05Z1Z1-F
- Nominal voltage 300/500V.
- Operating Temp 5°C to 70°C.



Part No.	Available Sizes mm	Cores
3183B	0.75, 1.00, 1.50 & 2.50	3
3184B	1.00 & 1.50	4

318_Y
PVC Cord

- A 300/500-volt PVC insulated and sheathed flexible cord for domestic use in kitchens, with portable appliances and commercial environments for connecting office equipment.
- BS EN 50525-2-11 H05VV-F.
- Nominal voltage 300/500V.
- Operating Temp 5°C to 70°C.



Part No.	Available Sizes mm	Cores
3182Y	0.75, 1.00, 1.50 & 2.50	2
3183Y	0.75, 1.00, 1.50 & 2.50	3
3184Y	0.75, 1.00, 1.50 & 2.50	4
3185Y	0.75, 1.00, 1.50 & 2.50	5

3192Y
Parallel Flat PVC
Insulated / PVC
Sheathed Flexible Cable

- A Flexible Flat designed cable that is normally found in domestic use connecting such products as reading lights, anglepoise and table lamps.



Part No.	Available Sizes mm	Cores
3192Y	0.50 & 0.75	2

318_TRS
Rubber Cord

- A 300/500-volt light duty elastomeric power cord for electrical appliances, both domestic and commercial.
- BS EN 50525-2-21 H05RR-F.
- Nominal voltage 300/500V.
- Operating Temp -25°C to 60°C.



Part No.	Available Sizes mm	Cores
3182TRS	0.75, 1.00, 1.50, 2.50	2
3183TRS	0.75, 1.00, 1.50, 2.50	3
3184TRS	0.75, 1.00, 1.50, 2.50	4
3185TRS	0.75, 1.00, 1.50, 2.50	5

318_TQ
Heat Resistant
Rubber Cord


- A 300/500-volt elastomeric power cord suitable for fixed or portable appliances, requiring elevated operating temperatures.
- BS EN 50525-2-21 H05BN4-F
- Nominal voltage 300/500V.
- Operating Temp -20°C to 90°C.



Part No.	Available Sizes mm	Cores
3182TQ	0.75, 1.00, 1.50, 2.50	2
3183TQ	0.75, 1.00, 1.50, 2.50	3
3184TQ	0.75, 1.00, 1.50, 2.50	4

Arctic Grade 318_AG
PVC Low Temperature Cord

- A 300/500-volt PVC insulated and sheathed flexible cord, with compound properties enabling flexibility at very low temperatures, used as temporary supply for outdoor applications.
- BS 6004.
- Nominal voltage 300/500V.
- Operating Temp -25°C to 60°C.



Part No.	Available Sizes mm	Cores
3183 AG	0.75, 1.00, 1.50, 2.50, 4.00 & 6.00	3
3184 AG	1.50 & 2.50	4

309_Y
PVC Heat Resistant Cord

- A 300/500-volt PVC insulated and sheathed flexible cord for use in domestic and commercial environments requiring heat properties.
- BS EN 50525-2-11 H05V2V2-F
- Nominal voltage 300/500V.
- Operating Temp 0°C to 90°C.



Part No.	Available Sizes mm	Cores
3092Y	0.75, 1.00, 1.50, 2.50	2
3093Y	0.75, 1.00, 1.50, 2.50	3
3094Y	0.75, 1.00, 1.50, 2.50	4
3095Y	0.75, 1.00, 1.50, 2.50	5

Cable

Multicore Control Cables

SY Flexible Cables

- A range of specialist cables offering good resistance in hostile environments. Multi Strand Steel Wire Braid gives protection to the cable whilst retaining great flexibility. Often used for machinery in areas such as Bakeries and Delicatessents.



YY Cables

- A multi core cable that is often used for control circuits.



Part No.	Available Sizes mm	Core
SY1.0 3C	1.00	3
SY1.5 3C	1.50	3
SY2.5 3C	2.50	3
SY4.0 3C	4.00	3
SY6.0 3C	6.00	3
SY1.0 4C	1.00	4
SY1.5 4C	1.50	4
SY2.5 4C	2.50	4
SY4.0 4C	4.00	4
SY6.0 4C	6.00	4

Part No.	Available Sizes mm	Core
SY1.0 5C	1.00	5
SY1.5 5C	1.50	5
SY2.5 5C	2.50	5
SY4.0 5C	4.00	5
SY1.5 7C	1.50	7
SY2.5 7C	2.50	7
SY1.5 12C	1.50	12
SY2.5 12C	2.50	12
SY1.5 25C	1.50	25
SY2.5 25C	2.50	25

Part No.	Available Sizes mm	Core
YY0.5 3C	0.50	3
YY0.75 3C	0.75	3
YY1.0 3C	1.00	3
YY1.5 3C	1.50	3
YY2.5 3C	2.50	3
YY0.5 4C	0.50	4
YY0.75 4C	0.75	4
YY1.0 4C	1.00	4
YY1.5 4C	1.50	4
YY2.5 4C	2.50	4

Part No.	Available Sizes mm	Core
YY0.5 7C	0.50	7
YY0.75 7C	0.75	7
YY1.0 7C	1.00	7
YY1.5 7C	1.50	7
YY2.5 7C	2.50	7

Larger sizes & cores available.

Larger sizes & cores available.

Miscellaneous Cables

RG59 Co-Axial Cable

- Used for the wiring from TV Aerials to TV's and Radios and for extra TV Points within a dwelling.



Part No.	Description
RG59B	Brown 1.0mm Co-Axial Cable
RG59W	White 1.0mm Co-Axial Cable

Satellite Co-Axial Cable

- A cable used for the connection of Satellite TV Equipment offering good screening to help with picture quality, a digital satellite version is also available.



Part No.	Description
SAT100W	White Satellite Cable
SAT100BL	Black Satellite Cable
SAT100BR	Brown Satellite Cable

CT100 Satellite Co-Axial Cable

- A similar coaxial cable but CT100 has the capacity to receive "Digital" TV Signals.



Part No.	Description
CT100	Digital Satellite / Co-Axial Cable

Alarm Cable

- A multi core cable used for such equipment as Burglar Alarm systems.



Part No.	Description
ALARM4C	4 Core Alarm Cable
ALARM6C	6 Core Alarm Cable
ALARM8C	8 Core Alarm Cable
ALARM12C	12 Core Alarm Cable

Telephone Cable

- A cable that is determined by the number of pairs available, used to wire extra telephone points etc.



Part No.	Description
TEL2PR	2 Pair Telephone Cable 4.5mm
TEL3PR	3 Pair Telephone Cable 4.5mm
TEL4PR	4 Pair Telephone Cable 4.8mm
TEL6PR	6 Pair Telephone Cable 6.8mm
TEL10PR	10 Pair Telephone Cable 8.3mm

Data Cable

- A range of cables capable of transmitting data signals to PC's and Computers a Low Smoke option is available to complement the other wiring where specified or needed.



Part No.	Description
CAT5E	Cat 5E Network Cable
CAT6E	Cat 6E Network Cable
CAT5ELSF	LSF Cat 5E Network Cable
CAT6ELSF	LSF Cat 6E Network Cable

Festoon Lighting Cable

- Often used to provide temporary lighting with multiple points available along its length.



Part No.	Description
6192P	Festoon Lighting Cable

Speaker Wire

- A very small cable used to transmit the output from HiFi equipment to speakers around a dwelling.



Part No.	Description
SPEAKER WI	Speaker Wire

Bell Wire

- A very small cable used for the installation of Door Bells.



Part No.	Description
BELL	PVC Insulated Bell Wire


Fire Resistant Cable



Prysmian's FP cable and accessory range has been developed and manufactured in the UK to the highest possible product and quality standards. FP is at the forefront of new designs and materials that provide reliable, durable and easy to install cables and accessories for every application.



Standard Fire Resistant Cable



The classic choice offering the most cost-effective balance of features for surface clipped fire alarm and emergency lighting installations. Complies with BS5839-1 and BS5266-1 for 'standard' fire resistance.

Unique damage resistant Insudite™ insulation prevents damage to cores during termination and avoids expensive rework.

The original, highly durable, dressable and easy to install alternative to MICC, with unmatched combination of rigidity and ease of bending.


FP200 Gold® is designed for safety circuits associated with fire detection, fire alarm and evacuation such as conventional or addressable fire alarm systems, emergency lighting and critical communication and essential circuits used in a wide range of public access buildings and industrial complexes.

Part No.	Size mm ²	Cores	Clips	Glands
FP200G2C1	1.0	2	AP7	GL2520
FP200G2C1.5	1.5	2	AP7	GL2520
FP200G2C2.5	2.5	2	AP9	GL2520
FP200G2C4	4.0	2	AP11	GL2520
FP200G3C1	1.0	3	AP7	GL2520
FP200G3C1.5	1.5	3	AP8	GL2520
FP200G3C2.5	2.5	3	AP10	GL2520
FP200G3C4	4.0	3	AP12	GL2520
FP200G4C1	1.0	4	AP8	GL2520
FP200G4C1.5	1.5	4	AP9	GL2520
FP200G4C2.5	2.5	4	AP11	GL2520
FP200G4C4	4.0	4	AP13	254

Available in both Red and White.



Enhanced Fire Resistant Cable



FP PLUS™ is the latest addition to Prysmian's market leading FP range of fire resistant cables. This cable was introduced specifically to comply with the new enhanced requirements for such cables introduced by BS5839-1 "Fire detection and alarm systems for buildings - Part 1: Code of practice for system design, installation, commissioning and maintenance".

FP PLUS™ is a highly durable and dressable, easy to terminate and install fire resistant cable, using an enhanced variant of the unique Insudite™ damage resistant insulation system. It brings to the market for the first time an enhanced fire alarm cable with the unmatched combination of rigidity and ease of bending associated with FP200 Gold® cable.

Part No.	Size mm ²	Cores	P Clips	Glands
FP PLUS2C1.5	1.5	2	AP9	GL2520
FP PLUS2C2.5	2.5	2	AP11	GL2520

FP2520

Flame retardant nylon gland for FP200 Gold and FP PLUS. IP68 for indoor or outdoor use with one size for most cables.



Firefix Clips



Prysmian Firefix is a fire resistant, stainless steel clip developed for FP200 Gold, and FP PLUS. Firefix is quick and easy to install using the Spit Pulsa 800E gas nailing tool and meets the requirements of British Standards for fire alarm, emergency lighting, life safety and firefighting systems. Choose Firefix for fast and safe installation.

- Fire resistant.
- Complies with BS5839 series, BS5266-1 and BS8519.
- Approved for use in London Underground.
- Epoxy coated stainless steel.
- Fix into block, steel, brick, concrete and composite deck.
- Use the Spit Pulsa 800E for 10 seconds installation.
- Single or double clip for one or two cables.

Part No.	Cable Dia (mm)		Installed Dim (mm)		
	Min	Max	H	W	L
Single Clips					
FPNF01	7.7	8.2	13.6	13.8	15.3
FPNF03	8.2	9.2	13.6	13.8	15.3
Double Clips					
FPNF02	7.7	8.5	15	21.6	25.4
FPNF04	8.5	9.0	15	21.6	25.4

Available in both Red and White.

Includes: clips, ITW nails, gas cartridge & pin guide adaptors. Nail size: 17mm.

FP100® Single Core Fire Resistant Cable



FP100® is an excellent choice for upgrading existing screwed steel conduit based lighting and fire alarm systems. Choose FP100 where added mechanical protection or adaptability of a screwed steel conduit system is required; it provides installation solutions when FP200 Gold, FP PLUS & FP600 are unsuitable.

Part No.	Size mm ²
FP1001.5	1.5
FP1002.5	2.5
FP1004	4.0
FP1006	6.0
FP10010	10
FP10016	16
FP10025	25
FP10035	35



Is The Ultimate Fire Resistant Armoured Cable



The toughest cable to power essential emergency services in Large and Complex or high rise buildings. Easy to install and terminate in comparison to heavy duty mineral cable and needs only standard brass glands.

FP600S meets the requirements of BS 8519 in all Categories, 1,2 and 3. This makes it suitable for evacuation systems that power and control smoke, air and sprinkler systems. In addition it's suitable for power and control to fire-fighting systems in the Largest, most Complex buildings providing assistance to emergency services managing the fire and attending to those unable to escape.

2 Core Part No.	3 Core Part No.	4 Core Part No.	Size mm ²
FP600S2C04	FP600S3C04	FP600S4C04	4.0
FP600S2C06	FP600S3C06	FP600S4C06	6.0
FP600S2C10	FP600S3C10	FP600S4C10	10.0
FP600S2C16	FP600S3C16	FP600S4C16	16.0
FP600S2C25	FP600S3C25	FP600S4C25	25.0

Fire Cable



VENTCROFT
NoBurn®
Platinum

STANDARD
Fire Performance Cable



Manufactured in
United Kingdom
Ventcroft, the Worlds Leading
Fire Cable Manufacturer!

VENTCROFT
NoBurn®
Plus

ENHANCED
Fire Performance Cable

THE FASTEST FIRE CABLE TO PREPARE FOR TERMINATION
SAVE YOURSELF TIME AND COST!

With **VENTCROFT**
Eze-Prep®
INSULATION

No Special Tools Required
All in One Easy Strip Sheath!



No Separate Foil, Fibre Wraps, Mica Tapes
or Plastic Separators to Remove.

**With NoBurn's Eze-Prep insulation - no need to
remove the insulation to terminate!**



- Simply pull back ● Connect, let go & fix ● No bare copper
- No accidental short circuits - Fast, Safe & Secure!

Ask for a Sample or Demonstration

STANDARD Fire Performance Cable

Fire Cables to suit all BS 7629, BS 5839 & BS 8519 Control Cable Categories
for current UK Fire Alarm, Public Address & Emergency Lighting Systems.

ENHANCED Fire Performance Cable



Visit www.ventcroft.co.uk

Approved & Certified



Licence No: 152/001



LPCB Ref. No: 652x5/01



Not Equivalent - Better!

NoBurn Platinum - Standard 60

Red Sheath Part No.	White Sheath Part No.	Size	Cores	Reel Size
VFP-210ERH	VFP-210EWH	1.0mm	2 Core & CPC	100m
VFP-215ERH	VFP-215EWH	1.5mm	2 Core & CPC	100m
VFP-315ERH	VFP-315EWH	1.5mm	3 Core & CPC	100m
VFP-415ERH	VFP-415EWH	1.5mm	4 Core & CPC	100m
VFP-225ERH	VFP-225EWH	2.5mm	2 Core & CPC	100m
VFP-325ERH	VFP-325EWH	2.5mm	3 Core & CPC	100m
VFP-425ERH	VFP-425EWH	2.5mm	4 Core & CPC	100m
VFP-S240ERH	VFP-S240EWH	4.0mm	2 Core & CPC	100m
Black Sheath VFP-215EBKH		1.5mm	2 Core & CPC	100m

NoBurn Plus - Enhanced 120

Red Sheath Part No.	White Sheath Part No.	Size	Cores	Reel Size
VNP-210ERH	VNP-210EWH	1.0mm	2 Core & CPC	100m
VNP-215ERH	VNP-215EWH	1.5mm	2 Core & CPC	100m
VNP-315ERH	VNP-315EWH	1.5mm	3 Core & CPC	100m
VNP-415ERH	VNP-415EWH	1.5mm	4 Core & CPC	100m
VNP-225ERH	VNP-225EWH	2.5mm	2 Core & CPC	100m
VNP-325ERH	VNP-325EWH	2.5mm	3 Core & CPC	100m
VNP-425ERH	VNP-425EWH	2.5mm	4 Core & CPC	100m
VNP-S240ERH	VNP-S240EWH	4.0mm	2 Core & CPC	100m

NEW! 90°C MAXIMUM TEMPERATURE AT THE CORE

Maximum operating temperatures

Fixed and protected installation:	90°C
Mobile installation:	60°C
In short-circuit:	200°C

Cable marking

TITANEX – 90°C – n(G) or (X) x s – NEXANS
CE USE <HAR> H07RN-F – Factory number

- n = Number of cores
 G = with green/yellow core
 X = without green/yellow core
 s = cross section in mm²



Minimum bending radius


- Dynamic use:** 6 to 8 x cable outer diameter
Static use: 3 x cable outer diameter (for Ø < 12 mm)
 or 4 x (for Ø > 12 mm)

Conductor material

- Bare copper
 Lead free

Outer sheath

- Special cross-linked elastomer
 Colour: Black



Insulation

- Special cross-linked elastomer

Marking

- Visible and long-lasting



NEW! PACKAGING

- Improved labelling for easy identification of the product
- Key features and specifications highlighted
- Scan QR code to get full technical specifications

 NEW! 90°C maximum temperature at the core Fixed and protected installation	 1kV Fixed and protected installation	 Flexible Class 5	 Robustness AG3	 Easy to strip	 Long-lasting marking	 NEW! Cross section identification at first sight	 Water Resistant Intermittent
 Chemical Resistant	 Oil Resistant	 Ultraviolet Rays Resistant	 Flame Retardant IEC 60332-1	 2016 CPR Conforms to Eca Euroclass	 RoHS Lead free	 SINCE 1953 Class leader since 1953	 Made in France

TITANEX®: MADE TO SURVIVE.

The **TITANEX®** flexible rubber cable range offers exceptional performances and is designed to release you from all your constraints. Robust yet flexible, **TITANEX®** is easy to use and withstands the toughest of conditions, such as hard-wearing situations, extreme temperatures and most chemicals.

For more than 50 years the **TITANEX®** cable range properties have been recognized as the best choice for all mobile and fixed installations in industrial environments such as construction sites, cranes, machines tools, factories, generators etc.

TITANEX® is also suitable for public environments and temporary events such as festivals or sports competitions, where the cable is often laid directly on the ground with no protection.



Visit www.nexans-titanex.com/uk to explore the properties of **TITANEX®** and see the cable go through some really tough tests.



INDUSTRIAL FLEXIBLE CABLES



PLATFORM PVC H07VVH6-F

BS EN 50214 HD 359 S2 IEC 60227 PART 6
 Ranges from 4c to 24c, 1.5mm to 70.0mm



Nominal Voltage	300/500V 0.75 and 1.00mm cross-section 450/750V 1.5mm and above
Test Voltage	3000V
Operating Temperature Static	-35°C to +70°C
Operating Temperature Flexing	-20°C to +60°C
Bending Radius	10x Cable Thickness

PVC OVERHEAD PENDANT CABLE

Ranges from 5c to 30c, 1.5mm



Nominal Voltage	300/500V
Test Voltage	2000V
Operating Temperature	-25°C to +60°C
Bending Radius	10x OD

LSOH EQUIPMENT WIRE


BS EN 50525-3-41
 2491B/6701B



Nominal Voltage	300/500V 0.5-1.0mm 450/750V 1.5mm-240mm
Test Voltage	2000V
Operating Temperature	-25°C to +90°C
Bending Radius	6x OD

SY PVC STEEL BRAIDED MULTICORE CABLE

Gen to VDE 0250 BS EN 50525
 Ranges from 2c to 34c, 0.5mm to 95.0mm



Nominal Voltage	300/500V
Test Voltage	4000V
Operating Temperature Static	-40°C to +80°C
Operating Temperature Flexing	-5°C to +70°C
Bending Radius	10x OD

SINGLE CORE AND MULTICORE H07RNF

BS EN 50525-2-21
 Ranges from 1c to 19c, 1.0mm to 630.0mm



Nominal Voltage	450/750V 1kV
Test Voltage	3000V
Operating Temperature Static	-40°C to +85°C
Operating Temperature Flexing	-25°C to +85°C
Bending Radius	OD < 25mm 6x OD > 25mm 8x

TRI-RATED EQUIPMENT WIRE

BS 6231 type CK UL subject 758 CSA C22.2
 Single Core, 0.5mm to 500.0mm



Nominal Voltage	600/1000V
Test Voltage	2000V
Operating Temperature Static	-30°C to +105°C
Bending Radius	6x OD

Fixings

Screws

Brass Recessed Slotted Woodscrews



Part No.	Size Inch
BRSW6075	6 x 0.75
BRSW6100	6 x 1.00
BRSW8075	8 x 0.75
BRSW8100	8 x 1.00
BRSW8125	8 x 1.25
BRSW8150	8 x 1.50

Black Japanned Round Head Woodscrews



Part No.	Size Inch
BJRH6100	6 x 1.00
BJRH6125	6 x 1.25
BJRH6150	6 x 1.50
BJRH8100	8 x 1.00
BJRH8125	8 x 1.25
BJRH8150	8 x 1.50
BJRH8200	8 x 2.00
BJRH10100	10 x 1.00
BJRH10150	10 x 1.50
BJRH10200	10 x 2.00

Roofing Nuts & Bolts



Part No.	Description
RNB612	M6 x 12
RNB616	M6 x 16
RNB620	M6 x 20
RNB625	M6 x 25
RNB640	M6 x 40
RNB650	M6 x 50

Plastic Wall Plugs

Part No.	Colour	Length mm	Size mm
PWPYEL	Yellow	5.0	4 - 10
PWPRED	Red	5.5	6 - 10
PEPBRN	Brown	7.0	10 - 14

3.5mm Raised Machine Screws



Part No.	Size mm
MS3525	M3.5 x 25mm
MS3535	M3.5 x 35mm
MS3540	M3.5 x 40mm
MS3550	M3.5 x 50mm
MS3575	M3.5 x 75mm

BZP Countersunk Recessed Woodscrews



Part No.	Size inch
BZPCS8100	8 x 1.00
BZPCS8075	8 x 0.75
BZPCS8100	8 x 1.00
BZPCS8125	8 x 1.25
BZPCS8150	8 x 1.50
BZPCS8175	8 x 1.75
BZPCS8200	8 x 2.00
BZPCS8250	8 x 2.50
BZPCS8300	8 x 3.00
BZPCS10100	10 x 1.00
BZPCS10125	10 x 1.25
BZPCS10150	10 x 1.50
BZPCS10175	10 x 1.75
BZPCS10200	10 x 2.00
BZPCS10250	10 x 2.50
BZPCS10300	10 x 3.00
BZPCS12150	12 x 1.50

Hammer Screw Fixings



Part No.	Size mm
HS530	5 x 30
HS635	6 x 35
HS650	6 x 50
HS860	8 x 60
HS880	8 x 80
HS8100	8 x 100

Anchor Fixings

Shield Anchors




Part No.	Size mm
SA650	M6 x 50
SA855	M8 x 55
SA1065	M10 x 65

Shield Anchors - with Projection Bolts



Part No.	Size mm
SAPB665	M6 x 65
SAPB685	M6 x 85
SAPB870	M8 x 70
SAPB8105	M8 x 105
SAPB1085	M10 x 85
SAPB10130	M10 x 130

Masonry Nails



Part No.	Gauge	Size mm
MN3025	Medium	3.0 x 25
MN3030	Medium	3.0 x 30
MN3040	Medium	3.0 x 40
MN3050	Medium	3.0 x 50
MN3060	Medium	3.0 x 60

Light and Heavy gauge also available.

Stud Bolts



- Complete with Nut & Washer.

Part No.	Description
SB8110	M8 x 110mm
SB10130	M10 x 130mm
SB12160	M12 x 160mm
SB16190	M16 x 190mm

Capping Nails

- Complete with Nut & Washer.

Part No.	Description
CAPNAIL	2.5mm Diameter x 25mm Long

Shield Anchors - with Loose Bolts



Part No.	Size mm
SALB650	M6 x 50
SALB690	M6 x 90
SALB860	M8 x 60
SALB890	M8 x 90
SALB1080	M10 x 80
SALB10100	M10 x 100

Sleeve Anchors



Part No.	Size mm
SA865	8 x 65
SA1050	10 x 50
SA1080	10 x 80
SA1260	12 x 60
SA12100	12 x 100

Self Drill Plasterboard Fixing



Part No.	Size mm	Finish
PBFPLASTIC	12	Plastic
PBFMETAL	12	Metal


Spring Toggle Cavity Fixings



Part No.	Size mm
ST350	M3 x 50
ST550	M5 x 50
ST575	M5 x 75

Earthing Products

Threaded Copper Earth Rods



Lightweight Inspection Pit

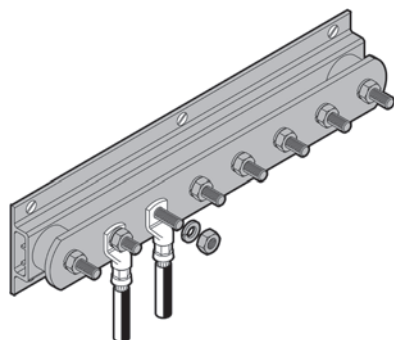


Part No.	Nominal Diameter	Length (mm)
RB105	Ø 1/2	1200
RB110	Ø 1/2	1500
RB115	Ø 1/2	1800
RB125	Ø 1/2	2400
RB205-FU	Ø 5/8	1200
RB210	Ø 5/8	1500
RB215	Ø 5/8	1800
RB220-FU	Ø 5/8	2100
RB225	Ø 5/8	2400
RB235	Ø 5/8	3000
RB305	Ø 3/4	1200
RB310	Ø 3/4	1500
RB315	Ø 3/4	1800
RB320-FU	Ø 3/4	2100
RB325	Ø 3/4	2400
RB335	Ø 3/4	3000

Part No.	Description
PT205	Lightweight Inspection Pit With Grey Polymer Lid
PT309-FU	Lightweight Inspection Pit With Black (Unbranded) Polymer Lid
PT110	Lightweight Inspection Pit With Concrete Lid
PT004	5 Hole Earth Bar
Accessories for Polymer Lid	
AK005	6 mm Allen Key
Accessories for Concrete Lid	
JH100	M8 x 100 mm Long Mild Steel 'J' Bolt Lifting Hook
AS100	M8 x 60 Stainless Steel Allen Caphead Screw (2 Per Lid)

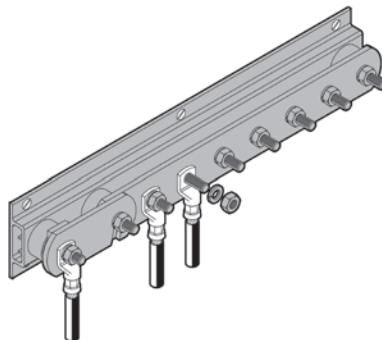
Earth Bars

Earth Bars



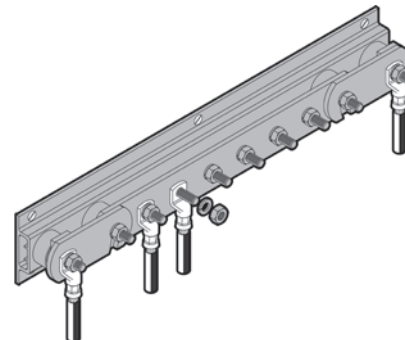
Part No.	Description	Length (mm)
Copper Earth Bar		
LK245-6	6 Way	400
LK245-8	8 Way	500
LK245-10	10 Way	650
LK245-12	12 Way	750
LK245-14	14 Way	850
LK245-16	16 Way	950
LK245-18	18 Way	1050
Tinned Copper Earth Bar		
LK245-6 -T	6 Way	400
LK245-8 -T	8 Way	500
LK245-10 -T	10 Way	650
LK245-12 -T	12 Way	750
LK245-14 -T	14 Way	850
LK245-16 -T	16 Way	950
LK245-18 -T	18 Way	1050

Earth Bar with Single Disconnecting Link



Part No.	Description	Length (mm)
Copper Earth Bar		
LK243-6	6 Way	475
LK243-8	8 Way	575
LK243-10	10 Way	725
LK243-12	12 Way	825
LK243-14	14 Way	925
LK243-16	16 Way	1025
LK243-18	18 Way	1125
Tinned Copper Earth Bar		
LK243-6 -T	6 Way	475
LK243-8 -T	8 Way	575
LK243-10 -T	10 Way	725
LK243-12 -T	12 Way	825
LK243-14 -T	14 Way	925
LK243-16 -T	16 Way	1025
LK243-18 -T	18 Way	1125

Earth Bar with Twin Disconnecting Link



Part No.	Description	Length (mm)
Copper Earth Bar		
LK207-6	6 Way	550
LK207-8	8 Way	650
LK207-10	10 Way	800
LK207-12	12 Way	900
LK207-14	14 Way	1000
LK207-16	16 Way	1100
LK207-18	18 Way	1200
Tinned Copper Earth Bar		
LK207-6 -T	6 Way	550
LK207-8 -T	8 Way	650
LK207-10 -T	10 Way	800
LK207-12 -T	12 Way	900
LK207-14 -T	14 Way	1000
LK207-16 -T	16 Way	1100
LK207-18 -T	18 Way	1200

2 Part Potting Compounds

LUCAS

Techno Gel Gum

NEW!! Low Cost Potting Compound

This versatile low cost potting compound is suitable for all applications to make connections fully protected from water and dust. Fully submersible to very high depths, completely non toxic and has no shelf life even after the bottles have been opened.

- Simple 1:1 ratio.
- Non toxic and no shelf life.
- Re-enterable.
- Gives protection greater than IP68 according to IEC529.
- Dielectric strength >21Kv/mm.
- Working temperature -60°C to +200°C.
- Overload Temperature for a short period up to 250°C.
- Cross linking time 10 minutes at 25°C.

Part No.	Description	Size
Techno Gel Gum 500	c/w Mixing Jug + Spatula	500ml
Techno Gel Gum	c/w Mixing Jug + Spatula	1 litre


Re-Enterable

Just Shake Well Before Using


Magic Power Gel

Re-Enterable and Reusable

Two part re-enterable and reusable potting compound. Cross linked product can also be used as a general purpose putty. This means there is also no waste as any excess can be saved and stored for later. It has no shelf life.


No Waste, Save and Use as a Putty


- 1:1 ratio.
- Non toxic, no shelf life and non oily.
- Re-enterable and reusable even after long periods of operation.
- Cross links at less than 15 minutes depending on temperature.
- Self amalgamating characteristics.
- Gives protection greater than IP68 according to IEC 529.
- Dielectric strength >23 Kv/mm.
- Volume resistivity >2.10¹⁵Ω cm.
- Working temperature: -60°C to +200°C.
- Overload temperature for short periods up to +200°C.
- Fungal and UV stabilized.

Approvals:

EN50393: CEI 20-33, fire retardant according to IUEC 322-1 CEI 20-33.

Magic Gel

Two part re-enterable gel potting compound used to protect electrical components from water and dust. Fully submersible to high depths, completely non-toxic and has no shelf life even after the bottles have been opened.

Part No.	Description	Size
Magic Fluid 90	Magic Gel Sachet	90ml
Magic Fluid 110	Magic Gel Sachet	110ml
Magic Fluid 170	Magic Gel Sachet	170ml
Magic Fluid 210	Magic Gel Sachet	210ml
Magic Fluid 420	Magic Gel Sachet	420ml
Magic Fluid 550	Magic Gel Sachet	550ml
Magic Gel 300	2 x 150ml Bottles	300ml
Magic Gel 1000	2 x 500ml Bottles, Jug + Spatula	1 ltr
Magic Gel 2000	2 x 1 Litre Bottles, Jug + Spatula	2 ltr
Magic Gel 10,000	2 x 5 Litre Bottles, Jug + Spatula	10 ltr



- 1:1 ratio.
- Non toxic, no shelf life and non oily.
- Re-enterable even after long periods of operation.
- Cross links at less than 10 minutes depending on temperature.
- Gives protection greater than IP68 according to IEC 529.
- Dielectric strength >23 Kv/mm.
- Volume resistivity >2.10¹⁵Ω cm.
- Working temperature: -60°C to +200°C.
- Overload temperature for short periods up to +200°C.
- Fungal and UV stabilized.

Approvals:

EN50393: CEI 20-33, fire retardant according to IUEC 322-1 CEI 20-33.

Single Part Compounds

LUCAS

Wonder Gel, Wonder Gel Invisible, Monogel and Wonder Fluid

Single component re-enterable gels in a tube. For protection of electrical components from water or dust. These products are already cross linked and do not harden. They are non-toxic, have no shelf life and fit any standard cartridge gun.

- Non toxic, no shelf life.
- Re-enterable and reusable even after long periods of operation.
- Self amalgamating characteristics.
- Gives protection greater than IP68 according to IEC 529.
- Dielectric strength $>23 \text{ Kv/mm}$.
- Volume resistivity $>2.10^{15} \Omega \text{ cm}$.
- Working temperature: -60°C to $+200^\circ\text{C}$.
- Overload temperature for short periods up to $+250^\circ\text{C}$.
- Fungal and UV stabilized.

Part No.	Description	Size
WONDER GEL	Cartridge of Green/Blue Gel	280ml
WONDER GEL INVISIBLE	Cartridge of Clear Gel	280ml
WONDER FLUID 280	Cartridge of Green/Blue Gel (Slightly More Fluid than Wonder Gel and No External Box Packaging)	280ml
MONOGEL	Cartridge Clear Gel (Budget Tube with no External Box Packaging)	300ml



Bravo and Mini Bravo Gel Connectors


Pre-filled gel boxes with integrated connectors and designed to fit inside enclosures to get complete protection from water or dust, even in low IP rated enclosures.

Mini Bravo

Extra flat pre-filled gel boxes with connectors designed to fit inside enclosures to get complete protection from water or dust, even in low IP rated enclosures.

- Re-enterable and reusable.
 - No shelf life and completely non-toxic.
 - Fully submersible.
 - Can be used underground.
 - Installation temperature -40°C to $+50^\circ\text{C}$.
- Approvals:**
IPX8 - officially tested by IMQ.

Part No.	Max Core Size	Dimensions	Pack Size
BRAVO 1-6	1 x 1-6mm ²	50 x 29 x 22mm	1
BRAVO 3-6	3 x 1-6mm ²	53 x 49 x 22mm	1
MINI BRAVO 1	1 x 1-4mm ²	41 x 28 x 19mm	3
MINI BRAVO 2	2 x 1-4mm ²	45 x 37 x 24mm	1
MINI BRAVO 3	3 x 1-4mm ²	53 x 39 x 24mm	1



Bravo 1-6

Bravo 3-6



Mini Bravo 1

Mini Bravo 2

Mini Bravo 3

Gel Covers

LUCAS

Raytech Gel Covers


Pre-filled IPX8 gel covers suitable for either strip connectors or new style Wago 221 connectors. Simply snap them shut and you will have complete protection from water. The small cover will accommodate up to 2 pole 10 amp strip connectors or 2 Wago 221-212 lever arm connectors. The larger 3 pole 15 amp strip connectors or 3 Wago 221-213 lever arm connectors. Available now in green or transparent.

- Non toxic, no shelf life and non oily.
- Re-enterable and reusable even after long periods of operation.
- Operating temperature +90°C.
- Can be used underground.

Approvals:

- CEI EN50393 with connectors complying with EN 61238-1 (with additional testing of pushing water through the cable cores).
- Class 2 in accordance with CEI 64-8.
- IPX8 - officially tested by IMQ.

Part No.	Dimensions	Max Cable	Colour	Pack Size
GEL COVER 4	61 x 35 x 28mm	2 core 4mm ²	Green	1
MAMMUT GEL COVER 4	61 x 35 x 28mm	2 core 4mm ²	Green	8
GEL COVER 6	63 x 41 x 28mm	3 core 6mm ²	Green	1
MAMMUT GEL COVER 6	63 x 41 x 28mm	3 core 6mm ²	Green	6
OHM	61 x 35 x 28mm	2 core 4mm ²	Clear	1
OHM-P11	61 x 35 x 28mm	2 core 4mm ²	Clear	11
BAR	63 x 41 x 28mm	3 core 6mm ²	Clear	1
BAR-P9	63 x 41 x 28mm	3 core 6mm ²	Clear	9



Gel Box Line

A range of very small pre-filled gel boxes designed to snap around the most commonly used type of connectors. They are suitable for both lever arm and strip connectors.

- Fully submersible.
- Re-enterable and reusable.
- Non-toxic and no shelf life.
- Operating temperature +90°C.


- Can be used underground.

Approvals:

- CEI EN50393 as applicable.
- IPX8 – officially tested by IMQ.



Part No.	Dimensions	Through Connect	Lever Arm	Pack Size
ISAAC4	30 x 27 x 23mm	2 core 2.5mm ²	3 Arms	4
ISAAC4-MP	30 x 27 x 23mm	2 core 2.5mm ²	3 Arms	50
PASCAL6	36 x 37 x 26mm	3 core 4mm ²	5 Arms	2
PASCAL6-MP	36 x 37 x 26mm	3 core 4mm ²	5 Arms	25
WATT	30 x 42 x 26mm	n/a	5 Arms	2
WATT-MP	30 x 42 x 26mm	n/a	5 Arms	25
JOULE	33 x 52 x 26mm	n/a	6 Arms	1
JOULE-MP	33 x 52 x 26mm	n/a	6 Arms	20
KELVIN	52 x 53 x 29mm	3 core 6mm ²	n/a	1
KELVIN-MP	52 x 53 x 29mm	3 core 6mm ²	n/a	20



Happy Line


Very small pre-filled gel boxes that allow 3 different ways of entry. Suitable for strip connectors and lever arm connectors.

- Fully submersible.
- Re-enterable and reusable.
- Non-toxic and no shelf life.
- Operating temperature +90°C.

- Can be used underground.

Approvals:

- CEI EN50393 as applicable.
- IPX8 – officially tested by IMQ.



Part No.	Dimensions	Through Connect	Lever Arm	Colour	Pack Size
HAPPY 0	41 x 28 x 19mm	2 core 2.5mm ²	3 Arms	Orange	4
HAPPY 0 BOX 12	41 x 28 x 19mm	2 core 2.5mm ²	3 Arms	Clear	12
HAPPY 1	45 x 37 x 24mm	3 core 2.5mm ²	5 Arms	Silver	2
HAPPY 1 BOX 10	45 x 37 x 24mm	3 core 2.5mm ²	5 Arms	Clear	10
HAPPY 2	53 x 39 x 24mm	3 core 4mm ²	6 Arms	Yellow	1
HAPPY 2 BOX 7	53 x 39 x 24mm	3 core 4mm ²	6 Arms	Clear	7

Cable Jointing

LUCAS

Ready Box IP68

The new Ready Box IP68 is an enclosure pre-filled with gel in either half that allows simple installation of cables that require protection from water or dust.

The enclosure comes complete with 4 integrated internally (M20) and externally threaded glands. This makes the enclosure truly unique an ideal even if you are using conduit glands can be screwed directly into the integrated glands.

It can also be buried and accommodate branch connections for SWA cables up to 6mm².


- Re-enterable and reusable.
- Halogen free and UV resistant.
- Just snap shut.
- Non-toxic and no shelf life.
- Halogen free and UV resistant.

Approvals:

- IP68 – officially test by IMQ.
- Glow wire test a +960°C according to EN 60695-2-11.
- Operating temperature +90°C.
- Gel operating temperature -60°C to + 200°C.

Part No.	Cable Range	Dimensions	Pack Size
READY BOX IP68	4-18mm	120 x 100 x 50mm	1

Ready, Safe, Quick & Innovative




Fred and Barney

New Inline Gel Connector IP68

The new inline gel connectors Fred and Barney come complete with integrated strain relief and strip connectors.

Part No.	Description	Dimension	Cable Range	Pack Size
BARNEY	c/w 2 Core 10 Amp	75 x 28 x 19mm	6-10mm	1
BARNEY-MP	c/w 2 Core 10 Amp	75 x 28 x 19mm	6-10mm	10
FRED	c/w 3 Core 10 Amp	80 x 36 x 23mm	8-13mm	1
FRED-MP	c/w 3 Core 10 Amp	80 x 36 x 23mm	8-13mm	10



- Re-enterable and reusable.
- No shelf life and completely non-toxic.
- Fully submersible.
- Can be used underground.
- Operating temperature + 90°C.

Approvals:

- IP68 - officially tested by IMQ.

King Joints - Straight

Pre-filled gel IPX8 cable joints for armoured and unarmoured cables complete with unique adjustable slide connector to make installation very quick and easy. For unarmoured cables simply discard the included earth continuity kit

Part No.	Range	Dimensions	Max O/D
KING JOINT L6 ARM	1.5-4mm ² 5 Core SWA/1.5-6mm ² 5 Core Flex	105 x 55 x 55mm	20.5mm
KING JOINT L10 ARM	2.5-10mm ² 5 Core SWA/FLEX	180 x 60 x 60mm	24mm
KING JOINT L25 ARM	4-25mm ² 5 Core SWA/FLEX	210 x 65 x 65mm	31mm



- Re-enterable and reusable.
- No shelf life and completely non-toxic.
- Suitable for permanent submersion in water or underground.
- Di-electric strength >23 Kv/mm.

Approvals:

- CEI EN50393 with connectors complying with EN 61238-1 (with additional testing of pushing water through the cable cores).
- Class 2 in accordance with CEI 64-8
- IPX8 – officially tested by IMQ.

Super Klik – NEW!

Prefilled gel cable joints suitable for unarmoured cables complete with connectors. Armoured versions also available.

Part No.	Description	Dimensions	Max O/D
SUPER CLIK 0	Up to 3 Core 6mm ² Flex or 3 Core 4mm ² and 2.5mm ² Branch	95 x 43 x 28mm	14mm
SUPER CLIK 1	Up to 5 Core 6mm ² Straight or 5 Core 5mm ² and 5 Core 2.5mm ² Branch	150 x 56 x 30mm	20.5mm
SUPER CLIK 2	Up to 5 Core 16mm ² Straight or 5 Core 10mm ² and 5 Core 6mm ² Branch	220 x 85 x 46mm	30mm
SUPER CLIK 3	Up to 4 Core 25mm ² and 4 Core 16mm ² for the Branch	220 x 85 x 46mm	30mm



- Re-enterable and reusable.
- Non-toxic and no shelf life.
- Suitable for permanent submersion in water or underground.

Approvals:

- CEI EN50393 (with additional testing of pushing water through the cable cores).
- IPX8 - officially tested by IMQ.

Cable Accessories

Cable Gland Packs



Part No.	Description	Pack Size
BW Indoor Cable Gland Pack		
MBW20SK	BW 2 Part Indoor 20mm S	2
MBW20K	BW 2 Part Indoor 20mm	2
MBW25K	BW 2 Part Indoor 25mm	2
MBW32K	BW 2 Part Indoor 32mm	2
CW Outdoor Cable Gland Pack		
MCW20SK	CW 4 Part Outdoor 20mm S	2
MCW20K	CW 4 Part Outdoor 20mm	2
MCW25K	CW 4 Part Outdoor 25mm	2
MCW32K	CW 4 Part Outdoor 32mm	2


BW / CW Gland packs supplied with: gland(s), shroud(s), locknut(s) & earth tag(s)

Sealants & Adhesives



Part No.	Description
IMT23024	Silicone Sealant White 300ml
IMT23025	Silicone Sealant Clear 300ml
IMT23026	Silicone Sealant Black 300ml
IMT23027	Firerated Sealant White 300ml
IMT23028	Decorators Chalk White 300ml
IMT23031	Gap Filling Adhesive 300ml
IMT23036	Pro One Sealant White 300ml
IMT23037	Pro One Sealant Clear 300ml
IMT23029	Expanding Foam Filler 750ml
IMT23030	Firerated Expanding Foam Filler 750ml
IMT23032	Dispensing Gun
IMT23033	Super Glue 50gsm
IMT23034	One Application Filler 500ml
IMT23035	Multi-purpose Hand Wipes 80

Connector Strips



Part No.	Description	Pack Size
3000254	Brass Insert 2.5A	10 Strips
3000270	Brass Insert 5A	10 Strips
3000288	Brass Insert 15A	10 Strips
3000296	Brass Insert 30A	10 Strips
3000938	Brass Insert 60A	5 Strips
3000410	Steel Insert 2.5A	10 Strips
3000420	Steel Insert 5A	10 Strips
3000430	Steel Insert 15A	10 Strips
3000440	Steel Insert 30A	10 Strips

Insulation Tape



- Manufactured from flame retardant self extinguishing PVC to BS EN 60454.
- Suitable for electrical insulation, binding, colour coding and general work.

Part No.	Size mm ²	Colour	Pack Size
2420110	19mm x 33m	Red	8 rolls
2420111	19mm x 33m	Yellow	8 rolls
2420112	19mm x 33m	Blue	8 rolls
2420113	19mm x 33m	Black	8 rolls
2420114	19mm x 33m	White	8 rolls
2420115	19mm x 33m	Green / Yellow	8 rolls
2420117	19mm x 33m	Green	8 rolls
2420116	19mm x 33m	Brown	8 rolls
2420118	19mm x 33m	Grey	8 rolls

Grommets



- Prevents cable chafing through trunking and electrical boxes.
- Available in standard and quick fit.

Part No. Open	Part No. Closed	Size mm ²	Pack Size
3280210	3280215	20	100
3280220	3280225	25	50

Cable Clips

- For use in wood, compressed board and mortar.
- Manufactured from polypropylene which combines strength and elasticity.
- Supplied with a zinc plated hardened steel nail.

Grey Flat Clips Twin & Earth 6242Y



Part No.	Size mm ²	Cable	Pack Size
70CGKF10	1.0	6242Y	100
70CGKF15	1.5	6242Y	100
70CGKF25	2.5	6242Y	100
70CGKF40	4.0	6242Y	100
70CGKF60	6.0	6242Y	100
70CGKF100	10.0	6242Y	100
70CGKF160	16.0	6242Y	100

Grey Flat Clips Plus Twin & Earth 6242Y



Part No.	Size mm ²	Cable	Pack Size
77CGPF1P	1.0 / 1.5	6242Y	100
77CGPF25P	2.5	6242Y	100
77CGPF4P	4.0 / 6.0	6242Y	100
77CGPF10P	10.0	6242Y	100

Grey Flat Clips Three Core & Earth 6243Y



Part No.	Size mm ²	Cable	Pack Size
70CG3CE	1.0 / 1.5	6243Y	100


Round Clips



Part No. White	Part No. Black	Size mm ²	Pack Size
70CWRC275	-	2.75	100
70CWRC35	70CBRC35	3.5	100
70CWRC4	70CBRC4	4	100
70CWRC5	70CBRC5	5	100
70CWRC6	70CBRC6	6	100
70CWRC7	70CBRC7	7	100
70CWRC8	70CBRC8	8	100
70CWRC9	70CBRC9	9	100
70CWRC10	70CBRC10	10	100
70CWRC11	70CBRC11	11	100
70CWRC12	70CBRC12	12	100
70CWRC14	70CBRC14	14	100
70CWRC16	70CBRC16	16	100

Cable Accessories

Chocbox



The revolutionary connector cover that is safe and simple to use. The solution for protecting and insulating electrical connections Chocbox is a connector cover (2-30 Amp), a junction box (fixed wiring) and a conduit box.

Part No.	Description
CHOCBOXTH	Thorsman Connector Box

Trade Tubs

Trade Tubs

An excellent range of screws, plugs and fixings in a durable, re-sealable tub.



Part No.	Description	Quantity
1776020	No.1 Brown Plugs + 2" x 10 Screws	400pc of each
1776015	No.2 Red Plugs + 1 1/2" x 8 Screws	500pc of each
1776111	No.11 Cavity Fixings + Screws	200pc of each
1776200	No.12 60mm x 4 Green Decking Screws	500pc

Trade Tubs - Cable Clips

An excellent range of clips in a durable, re-sealable tub.



Part No.	Description	Quantity
Tower Clips		
05TUB04	1/1.5mm ² + 2.5mm ² Grey KF Cable Clips	400pc of each
05TUB05	1/1.5mm ² + 2.5mm ² Grey Plus Cable Clips	400pc of each
Thorsman Clips		
1776112	No.9 1/1.5mm ² + 2.5mm ² Grey T&E Clips	400pc of each

Fixings

This page represents just a small selection of our fast moving products. Ask in branch if you cant find what you require here.

Plastic Wall Plugs



Part No.	Colour	L mm	Screw Size	Pack Size
1090600	Yellow	5.0	4 - 10	100
1090605	Red	5.5	6 - 10	100
1090610	Brown	7.0	10 - 14	100
1090615	Blue	-	-	100

Roofing Nuts and Bolts



Part No.	Size mm	Pack Size
3750050	M6 x 12	200
3750060	M6 x 16	200
3750070	M6 x 20	200
3750080	M6 x 25	200
3750090	M6 x 30	200
3750100	M6 x 40	100
3750110	M6 x 50	100

Cavity Fixings



Part No.	Size mm	Finish	Pack Size
1220010	12	Plastic	100
1220104	12	Metal	100

Twin Thread Woodscrews




Part No.	Size	Pack Size
3719349	8 x 1 1/2	100
3736278	8 x	100
3719363	8 x 3/4	100
3719387	8 x 1	100
3719400	8 x 1 1/4	100
3719417	8 x 1 1/2	100
3719424	8 x 1 3/4	100
3719431	8 x 2	100
3736353	8 x 2 1/4	100
3719455	8 x 2 1/2	100
3736377	8 x 3	100
3736391	10 x 3/4	100
3719509	10 x 1	100
3719516	10 x 1 1/4	100
3719523	10 x 1 1/2	100
3719530	10 x 1 3/4	100
3719547	10 x 2	100
3719554	10 x 2 1/4	100
3719561	10 x 2 1/2	100
3719585	10 x 3	100
3736476	10 x 3 1/2	100
3733483	10 x 4	100

Capping Nails



Part No.	Size mm	Pack Size
3790204	2.5 x 25	100
3790207	2.5 x 30	100
3790208	2.5 x 35	100

Raised Head Machine Screws



Part No.	Description	Size mm	Pack Size
3746130		M3.5 x 25	100
3746154		M3.5 x 35	100
3746161		M3.5 x 40	100
3746178	Electroplated Brass	M3.5 x 50	100
3746104		M3.5 x 50	100
3746192		M3.5 x 75	50
3747758	Extension Stud	M3.5 x 35	100

Brass Machine Screws



Part No.	Description	Size mm	Pack Size
3747113		M4 x 6	100
3747120		M4 x 8	100
3747137		M4 x 10	100
3747144		M4 x 12	100
3747151		M4 x 16	100
3747168		M4 x 20	100
3747175		M4 x 25	100
3747182		M4 x 30	100
3747199		M4 x 35	100
3747205		M4 x 40	100
3747212		M4 x 50	50
3747717	Brass Full Nut	M4	100
3747755	Brass Washer	M4	100

Cable Accessories

Armoured Cable Glands

Everything you need in one convenient kit, featuring the award winning EarthingNut™.

- No need for separate earth tag and locking nut.
- Fitted right first time - every time!
- Supplied with terminations to earth cable.



View the demo



Cable Gland Packs

TAURAS™

BW Indoor Cable Gland Packs with Award Winning Earthing Nut™



Light duty for use with XLPE/PVC SWA Cables where no seal is required.

Part No.	Description
TPBW20S-PACK-EN	2 x BW Indoor 20mm S type
TPBW20-PACK-EN	2 x BW Indoor 20mm
TPBW25-PACK-EN	2 x BW Indoor 25mm
TPBW32-PACK-EN	2 x BW Indoor 32mm
TPBW40-PACK-EN	1 x BW Indoor 40mm
TPBW50-PACK-EN	1 x BW Indoor 50mm
TPBW63-PACK-EN	1 x BW Indoor 63mm

Gland packs supplied with: gland(s), shroud(s), locknut(s) & EarthingNut™(s)

E1FW Hazardous Area Gland Kits



The E1FW gland range is designed for both multi-armour captive cone, providing an armour clamp and earth bond for steel wire, Braid and Tape armoured cable, to anchor and earth the armour of armoured cable to provide an inner flameproof / increased safety seal and an outer waterproof (to IP68) seal.

Part No.	Size mm	Pack Qty
E1FW20SPACK	20 S Type	x 2
E1FW20PACK	20	x 2
E1FW25PACK	25	x 2
E1FW32PACK	32	x 2
E1FW40PACK	40	x 1

Gland packs supplied with: gland(s), shroud(s), locknut(s) & earth tag(s). Larger sizes available on request.

TAURAS™

CW Outdoor Cable Gland Packs with Award Winning Earthing Nut™



For use with PVC/XLPE cable where it is essential to produce an IP66 seal onto the outer sheath.

Part No.	Description
TPCW20S-PACK-EN	2 x BW Indoor 20mm S type
TPCW20-PACK-EN	2 x BW Indoor 20mm
TPCW25-PACK-EN	2 x BW Indoor 25mm
TPCW32-PACK-EN	2 x BW Indoor 32mm
TPCW40-PACK-EN	1 x BW Indoor 40mm
TPCW50-PACK-EN	1 x BW Indoor 50mm
TPCW63-PACK-EN	1 x BW Indoor 63mm

Gland packs supplied with: gland(s), shroud(s), locknut(s) & EarthingNut™(s)

GXD Gland Kits

For Braided Type Cable



Brass indoor and outdoor glands suitable for all types of flexible wire braided cable such as CY and SY. The gland provides an environmental seal on the cable's outer sheath and internal mechanical retention of wire braid for electrical continuity. Gland complete with steel locknuts and brass washers.

Part No.	Size mm	Pack Qty
GXD20SPACK	20 S Type	x 2
GXD20PACK	20	x 2
GXD25PACK	25	x 2
GXD32PACK	32	x 2
GXD40PACK	40	x 1

Gland packs supplied with: gland(s), shroud(s), locknut(s)



STORM Cable Glands

STORM™
A gland revolution is coming...




The STORM range from SWA promises nothing less than a revolution in terminating armoured and non-armoured, SY & CY braided cables.

Offering improved ingress protection (IP68) and faster fitting over conventional armoured cable glands, the low-cost STORM glands can be used from -20°C to 80°C.

Part No.	Description	Pack Qty
Standard Version		
STORM20S	STORM Cable Gland M20S	2
STORM20	STORM Cable Gland M20	2
STORM25	STORM Cable Gland M25	2
STORM32	STORM Cable Gland M32	2
Taurus Version c/w EarthingNut, Crimp Lugs & Allen Key		
TSTORM20S	STORM Cable Gland M20S	2
TSTORM20	STORM Cable Gland M20	2
TSTORM25	STORM Cable Gland M25	2
TSTORM32	STORM Cable Gland M32	2

Earthing Nuts™



EarthingNuts™ will change the way you terminate and earth metal cable glands forever!

- No extra drilling required - saving up to 60% on fitting time than conventional methods and does not compromise the enclosure IP rating.
- Improved safety during fitting and in service
- Fitted right first time every time.
- Replaces the traditional "banjo" earth-tag and lock-nut.
- Unique cutting teeth bite into the box wall so that the gland can be tightened with one tool from the outside.
- Teeth provide voltage equalising connection to EMI shielding.
- Enable a direct high integrity connection for protective earthing.

Part No.	Size mm	Pack Qty
BELN20-PK2	20	x 2
BELN20-PK10	20	x 10
BELN25-PK2	25	x 2
BELN25-PK10	25	x 10

Larger sizes available. Supplied with: grub screw(s), connecting bolt (& Allen key with 20mm & 25mm nuts).

Cable Accessories

Cable Cleats



A comprehensive range of single fixing cable cleats to provide a simple, but strong means of securing cables. Suitable for use with cables or pipes up to 50.8mm in overall diameter.


Part No.	Max Cable Dia. mm	Pack Qty
C5-100	12.7	100
C6-100	15.2	100
C7-100	17.8	100
CB-100	20.3	100
C9-100	22.8	100
C10-100	25.4	100
C11-50	27.7	50
C12-50	30.5	50
C14-50	35.5	50
C16-50	40.6	50

Larger sizes available.

If Pulling Cables is Your Business, you need...



- Quick, easy and hassle free.
- No more returning to the drum to sort tangles.
- 360° rotation or lock with a single bolt.
- Pull cables in any direction to any height.
- Folds away flat for easy storage and transport.



View the demo
or go to:

www.youtube.com/watch?v=dXXFjXWmmBE

Firefly Fire Resistant Metal Cable Cleats



Important new regulations in the 18th Edition of BS7671 require all cables to be supported so that they are prevented from premature collapse in the event of fire.

Firefly Fire Safety Clips and Cleats provide an all metal fire resistant range of cable fixings that will hold cables and cleats in place during a fire, thereby, increasing the safety of firefighters and people escaping a burning building.

- Designed to save lives.
- New BS7671 18th Edition Compliant.
- Firefly All Metal Cable Fixings - Strong and Impact Resistant.
- Sizes match existing No 5 to No 20 plastic cleats.
- Clips & cleats for all sizes in corrosion resistant finishes.
- Adjustable cleat range also available.
- Quick, simple & easy to install.

Part No.	Cable Diameter (mm)		Pack Qty
	Min	Max	
FFMC5	10.1	12.7	100
FFMC6	13.6	15.7	100
FFMC7	15.1	17.8	100
FFMC8	17.7	20.3	50
FFMC9	20.2	22.8	50
FFMC10	22.7	25.4	50
FFMC11	25.3	27.7	50
FFMC12	27.6	30.5	50
FFMC14	30.4	35.5	50
FFMC16	35.4	40.6	50
FFMC18	40.5	45.7	50
FFMC20	45.6	50.8	50

INSTALL • PROTECT • COMPLY



Resin Cable Joint Kits

Straight Resin Cable Joint Kits




Supplied with clear mould, resin pack, earth continuity, gloves and sealing tape.

Part No.	Description
SJK1516	Straight Joint with Earth Continuity Kit 7mm - 30mm* Cable Diameter
SJK1	Straight Joint with Earth Continuity Kit 7mm - 30mm Cable Diameter
SJK2	Straight Joint with Earth Continuity Kit 14mm - 37mm Cable Diameter
SJK3	Straight Joint with Earth Continuity Kit 20mm - 37mm Cable Diameter
SJK4	Straight Joint with Earth Continuity Kit 25mm - 42mm Cable Diameter
SJK5	Straight Joint with Earth Continuity Kit 33mm - 55mm Cable Diameter
SJK6	Straight Joint with Earth Continuity Kit 45mm - 74mm Cable Diameter
SJK7	Straight Joint with Earth Continuity Kit 50mm - 95mm Cable Diameter

* Will accommodate 1.5mm² 4 core up to 16mm² 4 core.
See selection guide.

"Y" Branch Resin Cable Joint



Supplied with clear mould, resin pack, earth continuity, gloves and sealing tape.

Part No.	Description
BJK1	Y Joint with Earth Continuity Kit 8mm - 17mm Cable Diameter
BJK2	Y Joint with Earth Continuity Kit 9mm - 22mm Cable Diameter
BJK3	Y Joint with Earth Continuity Kit 22mm - 39mm Cable Diameter

Larger sizes available. See selection guide.

All-Round Fixing Band



Part No.	Size	Finish
ARB12/BL	10m x 12mm	Black
ARB12/GA	10m x 12mm	Galvanised
ARB17/BL	10m x 17mm	Black
ARB17/GA	10m x 17mm	Galvanised

Other colour/finishes available: red, white, copper & stainless steel.

Cable Accessories

Pre-Insulated Terminals

Crimp Terminals



- Material: Copper.
- Insulation: Polyvinyl Chloride.
- UL approval E100455.
- CSA approval 093995 600 volts 75°C.
- RoHS compliant.

Many others sizes and products available - please call for details.

Part No.	Description	Cable mm ²	Stud mm	Colour
53RER	Ring	0.5 - 1.5	5.3	Red
53BER	Ring	1.5 - 2.5	5.3	Blue
65YER	Ring	2.5 - 6.0	6.5	Yellow
43RF	Fork	0.5 - 1.5	4.3	Red
53BF	Fork	1.5 - 2.5	5.3	Blue
53YF	Fork	2.5 - 6.0	5.3	Yellow
12RP	Pin	0.5 - 1.5	12.0	Red
12BP	Pin	1.5 - 2.5	12.0	Blue
14YP	Pin	2.5 - 6.0	13.5	Yellow
63RFP	Female Push On	0.5 - 1.5	6.3	Red
63BFP	Female Push On	1.5 - 2.5	6.3	Blue
63YFP	Female Push On	2.5 - 6.0	6.3	Yellow
63RMP	Male Push On	0.5 - 1.5	6.3	Red
63BMP	Male Push On	1.5 - 2.5	6.3	Blue
63YMP	Male Push On	2.5 - 6.0	6.3	Yellow
18RB	Blade	0.5 - 1.5	18.0	Red
18BB	Blade	1.5 - 2.5	18.0	Blue
18YB	Blade	2.5 - 6.0	18.0	Yellow
15BSL	Splice Connectors	0.5 - 1.5	-	Red
25BSL	Splice Connectors	1.5 - 2.5	-	Blue
6BSL	Splice Connectors	2.5 - 6.0	-	Yellow

Heatshrink Packs



SP packs contain the following colours; Black, Blue, Brown, Grey & Green/Yellow.

Part No.	Size	Length
SP6EU	6.4 - 3.2	250mm x 5 Cols x 3 Lgths
SP12EU	12.7 - 6.4	250mm x 5 Cols x 3 Lgths
SP19EU	19.0 - 9.5	250mm x 5 Cols x 2 Lgths
SP25EU	25.0 - 12.7	250mm x 5 Cols x 2 Lgths
SP38EU	38.0 - 19.0	250mm x 5 Cols x 2 Lgths

Copper Terminals/Splices

Copper Tube Terminals

Un-insulated heavy duty terminals suitable for power cables up to 1000 volts. Electro-tin plated to BS1872, 1984.

Part No.	Cable mm ²	Stud mm
10-6TQ	10	6
10-8TQ	10	8
16-6TQ	16	6
16-8TQ	16	8
16-10TQ	16	10
25-8TQ	25	8
25-10TQ	25	10
35-8TQ	35	8
35-10TQ	35	10
50-8TQ	50	8
50-10TQ	50	10
70-10TQ	70	10
70-12TQ	70	12

Many other sizes available - please call for details.

BS61238 fully compliant.



Copper Splices

Part No.	Cable mm ²
10BS	10
16BS	16
25BS	25
35BS	35
50BS	50
70BS	70

Many other sizes available - please call for details.

Tapes

PVC Insulating Tape



20m Length Part No.	33m Length Part No.	Colour
PVCT1920RED	PVCT1933RED	Red
PVCT1920YEL	PVCT1933YEL	Yellow
PVCT1920GRN	PVCT1933GRN	Green
PVCT1920BLU	PVCT1933BLU	Blue
PVCT1920BLK	PVCT1933BLK	Black
PVCT1920G/Y	PVCT1933G/Y	Green/Yellow
PVCT1920WHI	PVCT1933WHI	White
PVCT1920BRN	PVCT1933BRN	Brown

Smarty Pak Insulation Tape

Part No.	Colour	Length
PVCT1920-SP	Assorted	20m

Underground Cable Warning Tape



Part No.	Description	mm x Mtrs
U.M.T-EL	Electrical Cable Below	150 x 365
U.M.T-STL	Street Lighting Cable Below	150 x 365
U.M.T-TL	Telephone Cable Below	150 x 365

Nylon Cable Glands

Polyamide Cable Glands IP68

Supplied with washer and locknut. Temperature range: -30°C up to +150°C intermittent. VDE Approved.

Part No.	Thread Size mm	Thread Length mm	Cable Dia. mm
CG/LNM16	16	10	5.0 - 10.0
CG/LNM20S	20	10	6.0 - 12.0
CG/LNM20	20	10	10.0 - 14.0
CG/LNM20LT	20	15	10.0 - 14.0
CG/LNM25	25	10	13.0 - 18.0
CG/LNM32	32	18	18.0 - 25.0

Standard colours: Black, Dark Grey, Light Grey, White, Red and Blue.



Commercial Range IP55

Part No.	Thread Size mm	Thread Length mm	Cable Diameter mm
CG251	M20	-	7.0 - 10.0
CG252	M20	-	8.0 - 13.0

Standard colours: Black, White and Red.

Cable Accessories

Cable Ties

Nylon Cable Ties



- Suitable for a variety of applications, such as cable binding or harnessing.
- Manufactured from UL approved nylon 6/6.
- General operating temperature: -40°C to 85°C.
- Flammability rating: UL94V-2 (self extinguishing within 30 seconds).
- UV resistant for outdoor use (black ties only).
- Black ties are halogen free.

Part No. Natural	Part No. Black	Size mm
CT100-2.5N	CT100-2.5B	100 x 2.5
CT160-2.5N	CT160-2.5B	160 x 2.5
CT200-2.5N	CT200-2.5B	200 x 2.5
CT140-3.6N	CT140-3.6B	140 x 3.6
CT200-3.6N	CT200-3.6B	200 x 3.6
CT160-4.8N	CT160-4.8B	160 x 4.8
CT200-4.8N	CT200-4.8B	200 x 4.8
CT250-4.8N	CT250-4.8B	250 x 4.8
CT300-4.8N	CT300-4.8B	300 x 4.8
CT370-4.8N	CT370-4.8B	370 x 4.8
CT370-7.6N	CT370-7.6B	370 x 7.6

Larger sizes available.

Stainless Steel Roller-Ball Lock Tie



SSTCT1

Stainless steel (AISI 316) with a unique locking ball mechanism that allows the tie to quickly and easily be installed. Ideal for use in environmentally harsh conditions where subjected to various chemicals, acids, salts and high temperatures.

Part No. Plain	Part No. EPOXY Coated	Width mm	Length mm
SSTRB201-4.6	SSTRB201-4.6EC	4.6	201
SSTRB266-4.6	SSTRB266-4.6EC	4.6	266
SSTRB266-7.9	SSTRB266-7.9EC	7.9	266
SSTRB300-4.6	SSTRB300-4.6EC	4.6	300
SSTRB362-4.6	SSTRB362-4.6EC	4.6	362
SSTRB362-7.9	SSTRB362-7.9EC	7.9	362

Larger sizes available. Tool available for tensioning and cutting off tail: SSTCT1

INSTALL - PROTECT - COMPLY



Fire Safety Clip Range - Saving Lives!

These fully meet the requirements of the BS7671:2015 Wiring Regulations to secure all surface cables, preventing fire-fighters and people escaping burning buildings from becoming entangled.

The full range includes a variety of clips to secure cables both inside and outside trunking and conduits.

- Spring loaded design for easy addition and removal.
- Melt point over 1000°C.
- Zinc plated steel.
- More types available.



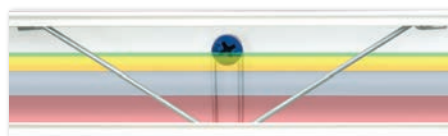
View the demo
or go to:
www.youtube.com/watch?v=V-f8diEFh-8



Industrial Product of the Year 2017



Warrington Certified



Internal Fixing



External Fixing



Kit Version also Available

Crimp Tools

Crimp Tools for Pre-Insulated Terminals



RPI-CH

Hand ratchet tool with cushion handles to crimp pre-insulated terminals 0.5mm² - 6.0mm². For precise crimping of both conductor and insulation in one easy action.



BCCT10300

Battery operated crimp tool complete with hexagonal profile dies 10 - 300mm². Supplied with interchangeable cable cutting blades for copper and aluminium cable up to 40mm diameter (up to 70mm² 4 core PVC SWA/PVC Cable). Supplied with all dies, cutting blade, 2x li-ion 18V batteries and charger, carry case and strap.

Large Hand Crimp Tools

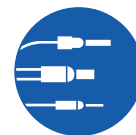


CT650H

Mechanical crimp tool with revolving hexagonal crimp dies 6mm² - 50mm². With insulated grip handles.

CT25150H

Mechanical crimp tool with revolving hexagonal crimp dies 25mm² - 150mm². With insulated grip handles.



Terminals

Pre-Insulated Terminals

All terminals are made from oxygen-free high conductivity copper. Our ring, fork, butt, pin and blade terminals are then electro-tin plated for excellent conductivity and resistance to corrosion. Push-on terminals are made from brass, while the insulated types benefit from an additional internal copper sleeve, ensuring insulation support and a good crimp joint. Maximum working temperature +75°C.

- Red Terminals 0.5-1.5mm
- Blue Terminals 1.5-2.5mm
- Yellow Terminals 4-6mm

Pre-insulated Ring Crimp Terminals



Part No. Red 0.5-1.5mm	Part No. Blue 1.5-2.5mm	Part No. Yellow 4-6mm	Stud Size mm	Pack Size
RR32	BR32	-	3.2	100
RR37	BR37	YR37	3.7	100
RR43	BR43	YR43	4.3	100
RR53	BR53	YR53	5.3	100
RR65	BR65	YR65	6.5	100
RR85	BR85	YR85	8.5	100
-	-	YR10	10	100
-	-	YR12	12	100

Pre-insulated Fork Crimp Terminals



Part No. Red 0.5-1.5mm	Part No. Blue 1.5-2.5mm	Part No. Yellow 4-6mm	Fork Width mm	Pack Size
RF32	BF32	-	3.2	100
RF37	BF37	YF37	3.7	100
RF43	BF43	YF43	4.3	100
RF53	BF53	YF53	5.3	100
RF65	BF65	YF65	6.5	100
-	-	YF85	8.5	100

Part-Insulated Female Push-on Crimp Terminals



Part No. Red 0.5-1.5mm	Part No. Blue 1.5-2.5mm	Part No. Yellow 4-6mm	Tab Width mm	Tab Thickness mm	Pack Size
RFP28	-	-	2.8	0.5	100
RFP28X	-	-	2.8	0.8	100
RFP48	BFP48	-	4.8	0.5	100
RFP48X	BFP48X	-	4.8	0.8	100
RFP63	BFP63	YFP63	6.3	0.8	100
-	-	YFP95	9.5	1.2	100

Fully Insulated Female Push-on Crimp Terminals



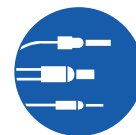
Part No. Red 0.5-1.5mm	Part No. Blue 1.5-2.5mm	Part No. Yellow 4-6mm	Tab Width mm	Tab Thickness mm	Pack Size
RFIP28	-	-	2.8	0.5	100
RFIP28X	-	-	2.8	0.8	100
RFIP48	BFIP48	-	4.8	0.5	100
RFIP48X	BFIP48X	-	4.8	0.8	100
RFIP63	BFIP63	YFIP63	6.3	0.8	100

Pre-insulated Through Crimp Terminals



Part No. Red 0.5-1.5mm	Part No. Blue 1.5-2.5mm	Part No. Yellow 4-6mm	Through Crimp Length mm	Pack Size
BSL15	BSL25	BSL6	26	100

Terminals & Ferrules


**Termination
Technology Ltd**
Quality and Service

Copper Tube Terminals

Ring Terminals



Manufactured from seamless copper tube to BS2871/C4106, bell mouth entry, inspection hole, internal barrel diameter suit cables as defined in BS6360, Comply to BS EN 61238-1-2003 & IEC 61238-2003.

Part No.	Conductor Size mm	Stud Size mm	Length mm	Width mm
T6-6	6	6	24.5	10
T6-8	6	8	27	12
T6-10	6	10	29	15
T10-6	10	6	26	11
T10-8	10	8	29.5	16
T10-10	10	10	39	16
T16-6	16	6	30	11.5
T16-8	16	8	30	14
T16-10	16	10	35.5	18
T25-8	25	8	32.5	13.8
T25-10	25	10	38	16
T25-12	25	12	38	18
T35-8	35	8	35	15.3
T35-10	35	10	40.5	15.3
T35-12	35	12	40.5	18
T50-10	50	10	42.5	17.4
T50-12	50	12	42.5	17.4
T50-14	50	14	42.5	20.3
T70-10	70	10	46	20.9
T70-12	70	12	46	20.9
T70-14	70	14	55	20.9
T95-10	95	10	49.5	24.3
T95-12	95	12	49.5	24.3
T120-12	120	12	55.5	27.3
T150-16	150	16	65	30.2

Bootlace Cord End Ferrules



- Insulated bootlaces manufactured from tin plated electrolytic copper designed to reinforce fine wire strands when terminating cables into connectors.
- Also suitable for tri rated cables in accordance with DIN46288 Part 4.
- Twin entry bootlace ferrules designed to accommodate two cables in the same sleeve.
- Uninsulated bootlace ferrules made from tin plated electrolytic copper, heat resistant to +125°.
- Designed for use with flexible cables.

German Bootlace Ferrule Cord Ends

Part No.	Cable Entry Size	Colour	Pack Size
0.50BLFK	0.50mm	Orange	100
0.75BLFK	0.75mm	White	100
1.0BLFK	1.0mm	Yellow	100
1.5BLFK	1.5mm	Red	100
2.5BLFK	2.5mm	Blue	100
4BLFK	4.0mm	Grey	100
6BLFK	6mm	Black	100
10BLFK	10mm	Ivory	100
16BLFK	16mm	Green	100

French Bootlace Ferrule Cord Ends

Part No.	Cable Entry Size	Colour	Pack Size
0.50BLFT	0.50mm	White	100
0.75BLFT	0.75mm	Blue	100
1.0BLFT	1.0mm	Red	100
1.5BLFT	1.5mm	Black	100
2.5BLFT	2.5mm	Grey	100
4BLFT	4.0mm	Orange	100
6BLFT	6.0mm	Green	100
10BLFT	10mm	Brown	100
16BLFT	16mm	Ivory	100

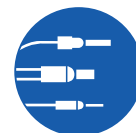
Heatshrink

Heatshrink Boxes

- Flexible polyolefin tubing shrink ratio 2:1.
- Various colours available.
- Also sold by the metre.

Part No.	Size Internal mm	Recovered Dimension mm	Box Quantity Mtrs
HSB3.2	3.2	1.6	15
HSB4.8	4.8	2.4	10
HSB6.4	6.4	3.2	10
HSB9.5	9.5	4.8	10
HSB12.7	12.7	6.4	8
HSB19	19.1	9.5	5
HSB25	25.4	12.7	3





Ties & Indicators

Stainless Steel Cable Ties

Bare Stainless Steel Cable Ties



- Bare stainless steel ties ball type lock 304 grade.

Part No.	Length mm	Width mm	Loop Tensile Strength Kg	Colour	Pack Size
TTSS150	150mm	4.6	45	Bare	100
TTSS200	200mm	4.6	45	Bare	100
TTSS300	300mm	4.6	45	Bare	100
TTSS360	360mm	4.6	45	Bare	100

Coated Stainless Steel Ties



- Tough acrylic coated stainless steel EVA ties 316 grade.

Part No.	Length in mm	Width mm	Loop Tensile Strength Kg	Colour	Pack Size
TTSS200EVA	200mm	4.6	45	Black	100
TTSS300EVA	300mm	4.6	45	Black	100
TTSS360EVA	360mm	4.6	45	Black	100

Safe Connector Cable Indicators



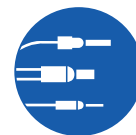
Helping protect lives, homes and businesses against fires. Simple to install no disconnection required. Hot cable indicators change colour from purple to pink at 55 deg and will stay pink if temperature exceeds 701 deg. Ideal for use as part of periodic inspection of electrical installations.

Part No.	Description	Quantity
HCU-70	Consumer Unit Pack	1

Bootlace Ferrule Cord End Crimper



Part No.	Crimping Size Minimum mm	Crimping Size Maximum mm
Hexagon		
BLT1	0.25	6
Square		
BLT2	0.25	10
BLT3	4	16



Cable Glands

Brass Gland Packs

BW Indoor Gland Packs

- 2 part BW brass gland to suit SWA cable to BS6121PT1 IP54 LSF packs available.



CXT Wire Braid Cable Glands


- CXT brass gland to suit wire braided cables to BS6121PT11.



Part No.	Thread Size mm	Minimum Cable OD mm	Maximum Cable OD mm
BW20SPK	20	11.8	15.8
BW20PK	20	13.8	19.5
BW25PK	25	18	23.8
BW32PK	32	19.8	27
BW40PK	40	26.4	33.5
BW50PK	50	31	37
BW63PK	63	32.4	40.1

Part No.	Thread Size mm	Minimum Cable OD mm	Maximum Cable OD mm
CXT20SPK	20	6.1	11.6
CXT20PK	20	6.5	13.9
CXT25PK	25	11.1	19.9
CXT32PK	32	17	26.15
CXT40PK	40	22	32.1
CXT50SPK	50	29.8	38.1

CW Outdoor Gland Packs



- CW brass gland to suit SWA cable to BS6121PT1 IP66 LSF packs available.

Part No.	Thread Size mm	Minimum Cable OD mm	Maximum Cable OD mm
CW20SPK	20	12.5	17
CW20PK	20	14.4	20.5
CW25PK	25	17.8	23.8
CW32PK	32	20.4	27
CW40PK	40	26.5	33
CW50PK	50	31	37
CW63PK	63	32.5	40.8

EMC Brass Dome Top Gland



- EMC nickel plated gland suitable for plant and control equipment IP68.

Part No.	Thread Size mm	Minimum Cable OD mm	Maximum Cable OD mm
M20EMC	20	6	12
M25EMC	25	10	14
M32EMC	32	13	18
M40EMC	40	18	25

Nylon Glands

Nylon Skintop Glands

- Nylon IP68 skintop compression glands.



Part No.	Thread size metric	Minimum cable OD mm	Maximum cable OD mm
NGM12	12	3.8	6.5
NGM16	16	4	8
NGM20S	20S	4	10
NGM20	20	6	12
NGM20L	20L	10	14
NGM25	25	13	18
NGM32	32	18	25
NGM40	40	22	32
NGM50	50	30	38
NGM63	63	34	44

Glands & Terminals

Cable Gland Packs



BW Indoor Brass Gland Kits

- Gland packs supplied with gland(s), shroud(s), locknut(s) & earth tag(s).

Part No.	Description
QBW20S	2x BW Indoor Gland Pack 20mm S Type
QBW20	2x BW Indoor Gland Pack 20mm
QBW25	2x BW Indoor Gland Pack 25mm
QBW32	2x BW Indoor Gland Pack 32mm
QBW40	1x BW Indoor Gland Pack 40mm

LSF BW Indoor Brass Gland Kits

- Gland packs supplied with gland(s), shroud(s), locknut(s) & earth tag(s).

Part No.	Description
QBW20S-LSF	2x BW Indoor Gland Pack 20mm S Type
QBW20-LSF	2x BW Indoor Gland Pack 20mm
QBW25-LSF	2x BW Indoor Gland Pack 25mm
QBW32-LSF	2x BW Indoor Gland Pack 32mm

CW Outdoor Brass Gland Kits

- Gland packs supplied with gland(s), shroud(s), locknut(s) & earth tag(s).

Part No.	Description
QCW20S	2x CW Outdoor Gland Pack 20mm S Type
QCW20	2x CW Outdoor Gland Pack 20mm
QCW25	2x CW Outdoor Gland Pack 25mm
QCW32	2x CW Outdoor Gland Pack 32mm
QCW40	1x CW Outdoor Gland Pack 40mm
QAE1W20S	2x CW Outdoor Gland Pack 20mm S Type
QAE1W20	2x CW Outdoor Gland Pack 20mm
QAE1W25	2x CW Outdoor Gland Pack 25mm
QAE1W32	2x CW Outdoor Gland Pack 32mm

LSF CW Outdoor Brass Gland Kits

- Gland packs supplied with gland(s), shroud(s), locknut(s) & earth tag(s).

Part No.	Description
QCW20S-LSF	2x CW Outdoor Gland Pack 20mm S Type
QCW20-LSF	2x CW Outdoor Gland Pack 20mm
QCW25-LSF	2x CW Outdoor Gland Pack 25mm
QCW32-LSF	2x CW Outdoor Gland Pack 32mm

Pre-Insulated Crimp Terminals



Part No.	Description	Colour	Size
QRBL14	Blade Terminal	Red	14mm
QRBL18	Blade Terminal	Red	18mm
QRF3	Fork Terminal	Red	3mm
QRF5	Fork Terminal	Red	5mm (Narrow)
QRF6	Fork Terminal	Red	6mm (Narrow)
QRFPO28F5	Fully Ins Female Push On	Red	2.8mm + 0.5mm Tab
QRFPO28F8	Fully Ins Female Push On	Red	2.8mm + 0.8mm Tab
QRP12	Pin Terminal	Red	12mm
QRPO28F5	Female Push On	Red	2.8mm + 0.5mm Tab
QRPO28F8	Female Push On	Red	2.8mm + 0.8mm Tab
QRPO28M5	Male Push On	Red	2.8mm + 0.5mm Tab
QRPO28M8	Male Push On	Red	2.8mm + 0.8mm Tab

Part No.	Description	Colour	Size
QRR4	Ring Terminal	Red	4mm Hole
QRR5	Ring Terminal	Red	5mm Hole
QRR6	Ring Terminal	Red	6mm Hole
QRR8	Ring Terminal	Red	8mm Hole
QBR10	Ring Terminal	Blue	10mm Hole
QBR37	Ring Terminal	Blue	3.7mm Hole
QBR4	Ring Terminal	Blue	4mm Hole
QYR12	Ring Terminal	Yellow	12mm Hole
QYR4	Ring Terminal	Yellow	4mm Hole
QYR5	Ring Terminal	Yellow	5mm Hole
QYR6	Ring Terminal	Yellow	6mm Hole
QYR8	Ring Terminal	Yellow	8mm Hole
QYB	Butt Splice	Yellow	
QBB	Butt Splice	Blue	
QRB	Butt Splice	Red	

Many other sizes available - please call for details.

IP68 Nylon 'Skintop' Glands



- Standard colours: Grey, Black, Red & White.

Part No.	Size mm	Pack Size
QCGM16	16	10
QCGM20	20	10
QCGM20L	20 (Long)	10
QCGM25	25	10
QCGM32	32	10

Copper Tube Terminals



Part No.	Cable mm ²	Stud mm
QCT10-5	10	5
QCT10-6	10	6
QCT10-8	10	8
QCT10-10	10	10
QCT10-12	10	12
QCT16-6	16	6
QCT16-8	16	8
QCT16-10	16	10
QCT16-12	16	12
QCT25-5	25	5
QCT25-6	25	6
QCT25-8	25	8
QCT25-10	25	10
QCT25-12	25	12
QCT35-6	35	6

Copper Butt Splices



Part No.	Size mm
QB1-5	1.5
QB2-5	2.5
QB4-6	4.6
QB10	10.0
QB16	16.0
QB25	25.0

Clips, Cleats & Ties

Cable Clips

Flat Double Cable Clips

Part No.	Colour	Description	Pack Size
QDC1	Grey		100
QDC2	Grey		100
QJ12B	Black	For Rg59 + 2C & Hycf Dual	100
QJ12W	White	For Rg59 + 2C & Hycf Dual	100



Round Cable Clips

Part No.	Colour	Size mm	Pack Size
QRC1	Clear	2 - 3	100
QRC3	White	3 - 5	100
QRC4	Black	5 - 7	100
QRC6	White	5 - 7	100
QRC7	Black	7 - 10	100
QRC8	Brown	7 - 10	100
QRC9	Red	7 - 10	100
QRC10	White	7 - 10	100
QRC11	Black	10 - 14	100
QRC12	White	10 - 14	100
QRC13	Black	14 - 20	50
QRC14	White	14 - 20	50
QRC15	Black	18 - 22	50
QRC16	White	18 - 22	50
QRC17	Black	22 - 26	50
QRC18	White	22 - 26	50

Flat Double Cable Clips

Part No.	Colour	Size mm	Twin & Earth Size	Pack Size
QFC1	Clear	2 x 4		100
QFC2	Clear	3 x 5		100
QFC3	Clear	4 x 6		100
QFC4	Grey	5 x 8	1-1.5mm ²	100
QFC5	Grey	6 x 10	2-2.5mm ²	100
QFC6	Grey	7 x 14	4-6mm ²	100
QFC7	Grey	9 x 8	10-16mm ²	100
QFWC1	White	11 x 22		100
QFWC4	White	5 x 8		100
QFWC5	White	6 x 10		100

Grommets



Part No.	Description	Size mm	Pack Size
Grommets			
QGROM20OPEN	Open	20	100
QGROM20CLOSED	Closed	20	100
QGROM25OPEN	Open	25	50
QGROM25CLOSED	Closed	25	50
Quick Fit Grommets			
QGROMQ20OPEN	Open	20	100
QGROMQ20CLOSED	Closed	20	100
QGROMQ25OPEN	Open	25	100
QGROMQ25CLOSED	Closed	25	100

PVC Insulation Tape

Part No.	Colour	Size
1933B	Black	19mm x 33m
1933BL	Blue	19mm x 33m
1933BR	Brown	19mm x 33m
1933GY	Grey	19mm x 33m
1933GR	Green	19mm x 33m
1933R	Red	19mm x 33m
1933W	White	19mm x 33m
1933Y	Yellow	19mm x 33m
1933YG	Yellow / Green	19mm x 33m



Cable Cleats



Part No.	Max Cable Dia mm	Pack Size
QC4	10.1	100
QC5	12.7	100
QC6	15.2	100
QC7	17.8	100
QC8	20.3	100
QC9	22.8	100

Cable Ties



Nylon Cable Ties

Natural Part No.	Black Part No.	Size mm
QT140MP	QTB140MP	140 x 2.3
QT180IP	QTB180IP	180 x 3.2
QT300SP	QTBZ300SP	300 x 4.5
QT370SP	QTB370SP	368 x 4.5
QT370LHP	QTB370LHP	368 x 7.2

We also offer cable ties in the following colours:
Red, Blue, Yellow & Green

Resealable Cable Ties

Natural Part No.	Black Part No.	Size mm
QT200RE	QTB200RE	200 x 4.8
QT300RE	QTB300RE	300 x 4.8
QT370RE	QTB370RE	370 x 4.8



Cable Tie Bases

Natural Part No.	Black Part No.	Type	Size
QTE	QTBE	Eyelet	4.3mm Hole
QTC	QTBC	Cradle	4.9mm Hole
QTB12	QTB12	2-Way Base	19mm
QTB22	QTB22	2-Way Base	25mm
QTM5	QTM5	Mount	5mm Hole
QTM11	QTM11	Mount	11mm Hole
QTM17	QTM17	Mount	17mm Hole




Stainless Steel Roller-Ball Lock Tie

Part No.	Type
QSST150S	150 x 4.6
QSST200S	200 x 4.6
QSST300S	300 x 4.6
QSST360S	360 x 4.6
QSST520S	520 x 4.6
QSST300LH	300 x 7.9
QSST360LH	360 x 7.9
QSST520LH	520 x 7.9
QSST840LH	840 x 7.9

Fixings & Accessories

UNICRIMP®

Earth Clamps



Part No.	Description	Pack Size
QEC14	EC 14 Earth Clamp - Dry	20
QEC15	EC 15 Earth Clamp - Wet	20

Connector Strips



Part No.	Rating	Pack Size
QTB5	5A	10
QTB15	15A	10
QTB30	30A	10

Earth Sleeving



Part No.	Description
QES2	100m x 2mm Earth Sleeving
QES3	100m x 3mm Earth Sleeving
QES4	100m x 4mm Earth Sleeving
QES2BL	Blue PVC Sleeving 100m x 2mm
QES2BR	Brown PVC Sleeving 100m x 2mm
QES3BL	Blue PVC Sleeving 100m x 3mm
QES3BR	Brown PVC Sleeving 100m x 3mm
QES4BL	Blue PVC Sleeving 100m x 4mm
QES4BR	Brown PVC Sleeving 100m x 4mm
QES5	Green/ Yellow PVC Earth Sleeving 100m x 5mm

Fixings

Twin Thread Woodscrews Countersunk Posi - BZP



Part No.	Size	Pack Size
QWS8-075	8 x 3/4	200
QWS8-1	8 x 1	200
QWS8-125	8 x 1 1/4	200
QWS8-15	8 x 1 1/2	200
QWS8-175	8 x 1 3/4	200
QWS8-20	8 x 2	200

Panhead Machine Screws



Part No.	Size	Pack Size
QMS4X12	4 x 12	100
QMS4X16	4 x 16	100
QMS4X20	4 x 20	100
QMS4X25	4 x 25	100
QMS4X30	4 x 30	100
QMS4X35	4 x 35	100
QMS4X40	4 x 40	100
QMS4X50	4 x 50	100

Raised Head Machine Screws



Part No.	Size	Pack Size
QRCSM35X25	M3.5 x 25mm	100
QRCSM35X35	M3.5 x 35mm	100
QRCSM35X40	M3.5 x 40mm	100
QRCSM35X50	M3.5 x 50mm	100
QRCSM35X75	M3.5 x 75mm	100

Tradesman Tubs

Part No.	Description
QTT2	Red Plugs and Screws 400 x 1 1/2 - 8 400 x Red Plugs
QTT3	Cavity Fixings and Screws 200 x Cavity Fixings
QTT4	Cable Clip 400 x 1.0mm, 400 x 2.5mm
QTT5	400 x Brown Plastic Wall Plugs & 400 x 10 x 2" Countersunk Screws

Brass Nuts & Washers



Part No.	Description	Size	Pack Size
QWS8-075	Full Nut	M4	100
QWS8-20	Washer	M4	100

Cavity Fixings



Part No.	Description	Pack Size
QCVFIX	Metal Self Drive Plasterboard Screw	100

Nylon Self Drive Fixings



Part No.	Description	Pack Size
CC-04197	Nylon Self Drive Plug & Screw	12

Toggle Fixings



Part No.	Description	Pack Size
CC-04189	Short Toggle Fixing & Screw	12
CC-04191	Medium Toggle Fixing & Screw	12



Miscellaneous

Connectors



Part No.	Description
QP2242Y	24A 450V 2 Port Push-in Connectors (PK100)
QP32420	24A 450V 3 Port Push-in Connectors (PK100)
QP4242T	24A 450V 4 Port Push-in Connectors (PK75)
QP5242B	24A 450V 5 Port Push-in Connectors (PK50)
QP6242P	24A 450V 6 Port Push-in Connectors (PK50)
QP8242B	24A 450V 8 Port Push-in Connectors (PK40)

Plastic Plugs / Plasterboard Plugs




Part No.	Description	Colour	Pack Size
CC-04169	Wall Plugs	Red	100
CC-04173	Wall Plugs	Brown	100
CC-70010	Wall Plugs	Red	500 (Tub)
CC-70011	Wall Plugs	Brown	500 (Tub)
CC-04187	Plasterboard Plugs	-	96
CC-70012	Plasterboard Plugs	-	500 (Tub)

Adhesives



Part No.	Description
SCONTHMA300W	Unicrimp - Silicone Adhesive Contractors GP - White 300ml
SCONTHMA300C	Unicrimp - Silicone Adhesives Contractors GP - Clear 300ml
SCONTDC300W	Unicrimp - Acrylic Decorators Caulk - White (C3) 300ml
EG310	Unicrimp - Solvent Based Bonding Adhesive - 300ml
SXFF500	Unicrimp - Hand Held Expanding Foam Can - 500ml
SXPF310W	Unicrimp - Instant Plaster Filler - Light Weight C3 Tube 310ml
SXMSGGA290W	Unicrimp - SX Mighty Strength Grip & Grab Adhesive - 290ml
GUNSG400	Unicrimp - Professional Caulking Gun
ZPBF1L	Unicrimp - ZWALUW Instant Plaster Filler - White 1 litre Tub



CONTACT YOUR LOCAL BRANCH FOR MORE DETAILS

UNICRIMP
 A Scolmore GROUP Company

Glands, Inserts & Gels

TKS 32



The TKS 32 took 2017 by storm, winning Domestic and Residential Product of the Year at the Electrical Industry Awards as well as Professional Electrician and Installer's Top Product 2017.

The TKS 32 is a membrane with 4 entries offering IP 66 protection and Cable Retention (according to EN 62444) for quick and easy installation. The TKS 32 is suitable for 16 or 25 mm tails and 10 or 16 mm earth.

Ideal for both internal and external applications, the TKS 32 is glow wire tested to 960 °C. The sleek low-profile design allows for a flush fitting helping to save on space, and with no additional locknut required you also save on time and money too.

Part No.	Depth mm	Length mm	Width mm
TKS 32	32	9.5	4 - 12

Inserts

- Protection class - IP66 / IP68.
- Temperature range -40°C - 100°C.
- Material - Thermoplastic elastomer.



Part No.	Width mm	No. of Cores	Gland
MFD 20/02/060	4 - 6	2	SPRINT 20
MFD 20/03/040	2.5 - 4	3	SPRINT 20
FFD 20/01/510*	5 - 10	1	SPRINT 20
FFD 20/01/713 **	7 - 13	1	SPRINT 20
RDE 20	4 - 8	1	SPRINT 20
GFD 20/01/060	4 - 6	1	SPRINT 20

Suitable for WISKA products ONLY.

* FFD 20/01/510 : Suitable for 1 - 1.5mm twin and earth
 ** FFD 20/01/713: Suitable for 2.5 twin and earth

A.C.E COMBI Kit

Junction Box with Earthing

The WISKA A.C.E. COMBI kit (Armoured Cable Earthing) is the perfect solution for quick and effective termination of SWA cables.

Offering an effortless solution, with no drilling of the enclosure, pre-threaded entries, ready mounted terminal block, and a brass earthing clamp.

It allows a simple, quick and secure connection of the cables without the need of further drilling for the earth tag, allowing you to maintain the full IP rating of the enclosure.


COMBI
 by WISKA

Part No.	Light Grey	Black	White	LxBxH mm
A.C.E COMBI Kit	308/5/EC/G	308/5/EC/B	308/5/EC/W	85 x 85 x 51

ONE GEL


- Silicone gel.
- No Expiry Date.
- Re-enterable.
- Voltage 0.6 kV - 1 kV.
- Temperature range -60°C - 200°C.
- Curing time - None.
- Clear.
- Protection from Rain, humidity, dust and animal intrusion.

Part No.	Description
ONE GEL	Pre-Mixed Ready For Use

Tail Kits



Plastic Tail Kits

- Protection class - IP68 (5 bar 30 min).
- Glow wire test - 750 °C.
- Temperature range -40°C - 100°C.
- Material - Screw Polyamide, Gasket EPDM.

Part No.	Gland	Width mm	Insert	Suitable for Tails/Earth	No. of Cores
Plastic Tails Kit, ESKV Cable Glands with: Multiple Insert, Locknut and Blind Plug					
TKE/P 32	ESKV 32	13 - 21	MFD	2 x 16mm / 1 x 16mm	3
TKE/P 40	ESKV 40	16 - 28	MFD	2 x 25mm / 1 x 16mm	3
Plastic Tails Kit, ESKV Cable Glands with: Multiple Insert, Locknut, Blind Plug and Reducer					
TKE/P 40/RD	ESKV 40	16 - 28	MFD	2 x 25mm / 1 x 16mm	3
Plastic Tails Kit, ESKV Cable Glands with: Flat Insert and Locknut					
TKE/P 20/FFD/1-1.5	ESKV 20	7.5 - 14	FFD	1 - 1.5 mm Flat Cable	1
TKE/P 20/FFD/2x1.5	ESKV 20	7.5 - 14	FFD	2 x 1.5 mm Flat Cable	2
TKE/P 20/FFD/2.5-4	ESKV 20	7.5 - 14	FFD	2.5 - 4 mm Flat Cable	1
TKE/P 25/FFD/6	ESKV 25	9 - 17	FFD	1 x 6 mm Flat Cable	1
TKE/P 25/FFD/02/2.5	ESKV 25	9 - 17	FFD	2 x 2.5 mm Flat Cable	2
TKE/P 32/FFD/10-16	ESKV 32	13 - 21	FFD	10 - 16 mm Flat Cable	1

Brass Tail Kits

- Protection class - IP68 (5 bar 30 min).
- Temperature range -40°C - 100°C.
- Material - Screw Brass nickel-plated, Clamping cage Polyamide, Gasket EPDM.

Part No.	Gland	Width mm	Insert	Suitable for Tails/Earth	No. of Cores
TKE/B 32	EMSKV 32	13 - 21	MFD	2 x 16mm / 1 x 16mm	3
TKE/B 40	EMSKV 40	16 - 28	MFD	2 x 16mm / 1 x 16mm	3

mpgel PLUS

- Silicone gel.
- No expiry date.
- Re-enterable.
- Mixing ratio 1:1.
- Voltage 0.6 kV - 1 kV.
- Temperature range -20°C - 90°C.
- Mixing time 12 mins (at 23 °C)
- Curing time 20 mins (at 23 °C).
- Clear blue colour.
- Protection from Rain, humidity, dust and animal intrusion.



Part No.	Description	Size
MPSG170W	2 Part Mix Sachet	170ml
MPSG240W	2 Part Mix Sachet	240ml
MP0030W	2 Part Mix Bottles	300ml
MPSG420W	2 Part Mix Sachet	420ml
MPSG600W	2 Part Mix Sachet	600ml
MP0100W	2 Part Mix Bottles	1 Ltr


Junction Boxes & Joints

SHELL BOX

mini junction box

The SHELLBOX can be directly installed into a WISKA COMBI Junction Box enabling IP68 protection for your connections. Perfect for outside lighting and security solutions.

- Protection class - IPX8.
- Temperature range -20°C - 90°C
- Colour blue.
- Non-toxic.
- No expiry date.
- Pre-filled/ready to use, re-enterable.



Part No.	Description	LxBxH mm
MJB 1	1 x MJB 1	26 x 33 x 23
MJB 2	1 x MJB 2	32 x 33 x 23
MJB 3	1 x MJB 3	46 x 33 x 23

Junction Boxes

COMBI
by WISKA


- Protection class - IP66/67.
- Glow wire test - 750 °C.
- Material - Polypropylene, Gasket.

Part No. Light Grey	Part No. Black	Part No. White	Cable Width	LxBxH mm
COMBI 108/5 400V 24A				
10060523	10061998	10060623	3 - 14	76 x 76 x 51
COMBI 308/5 400V 32A - 8x 20mm Threaded Entries				
10060401	10060580	10060611	3 - 12	85 x 85 x 51
COMBI 407/5 690V 32A - 7x 20mm Threaded Entries/1 x 25mm Knockout				
10105596	10105602	10105599	3 - 12	95 x 95 x 60
COMBI 607/5 690V 41A - 7x 25mm Threaded Entries				
10061778	10061779	10060534	3 - 17	110 x 110 x 66
COMBI 1010/5 690V 57A - 10 Knockouts (5x M25, 2x M20, 3x M20/M25)				
10060703	10062215	10062211	-	140 x 140 x 82
COMBI 1210/5 690V 57A - 10 Entries (M20 Threaded/Membrane & M25 Knockout)				
10101462	10101463	10101464	-	160 x 140 x 81

Junction Box with Gel

Combi IP68 Set complete with MPGel and Stop End

COMBI
by WISKA


Part No. Light Grey	Part No. Black	Part No. White	Cable Width	LxBxH mm
COMBI IP68 Set 308/5 400V 32A - 8 x 20mm Threaded Entries				
EC66634	EC66634B	-	-	160 x 140 x 81

WISKA 
make power smile

Insulated Joints

SHARK
GEL INSULATED JOINTS


Smart SHARK

- Material - Polyamide.
- Filling - Silicone gel.
- Temperature range -20°C - 90°C.
- Glow wire test - Self-extinguishing.
- Voltage - 0.6 kV - 1 kV.
- Blue.
- Terminal block included.

Part No.	Description	No. of Cores	Amp	LxBxH mm
SHARK 315W	Pre-filled Gel Insulation Joint	3	5	40 x 72 x 23
SHARK 325W	Pre-filled Gel Insulation Joint	3	6	47 x 86 x 27
SHARK 310W	Pre-filled Gel Insulation Joint	3	13	55 x 146 x 35
SHARK 316W	Pre-filled Gel Insulation Joint	3	30	69 x 180 x 40

SHARK Classic Series

- Material - Polyamide.
- Filling - Silicone gel.
- Temperature range -20°C - 90°C.
- Glow wire test - Self-extinguishing.
- Voltage - 0.6 kV - 1 kV.
- Blue.
- Terminal block, earth braid and spring coil included.
- Complies with EN50393 for underground joints.

Part No.	Description	No. of Cores	Amp	Width mm	LxBxH mm
SHARK 506W	Pre-filled Gel Insulation Joint	5	80	1.5 - 6	55 x 146 x 35
SHARK 525W	Pre-filled Gel Insulation Joint	3	135	2.5 - 16	69 x 180 x 40
		4		2.5 - 16	
		5		2.5 - 10	

SHARK
SIXEIGHT
series 68


SHARK SixEight

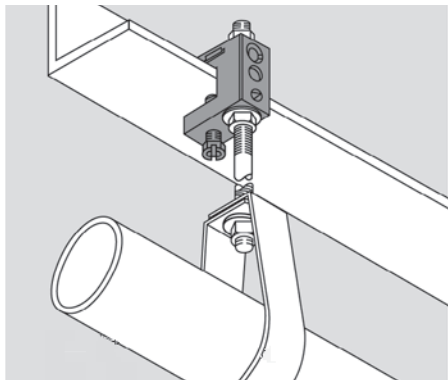
- Protection class - IP68 (up to 10 metres).
- Material - Polyamide.
- Filling - Silicone gel.
- Temperature range -20°C - 90°C.
- Glow wire test Self-extinguishing.
- Voltage - 0.6 kV - 1 kV.
- Blue.
- Terminal block, earth braid and spring coil included.

Part No.	Description	Connector Type	No. of Cores	Amp	Width mm	LxBxH mm
SHARK 6801 BW	Pre-filled Gel Insulation Joint	3 Pole Strip connector	3	32	2.5 - 6	190 x 60 x 48
SHARK 6801 DW	Pre-filled Gel Insulation Joint	5 x Crimp Connectors	5	41	2.5 - 6	190 x 60 x 48
SHARK 6802 AW	Pre-filled Gel Insulation Joint	5 Pole Terminal Block	5	80	2.5 - 10	235 x 68 x 48
SHARK 6803 AW	Pre-filled Gel Insulation Joint	5 Pole Terminal Block	5	135	10 - 25	310 x 85 x 60

Clips & Clamps

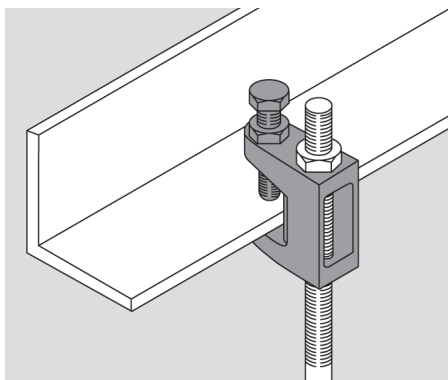
E-Klips™

Girder Clamps for Threaded Rod



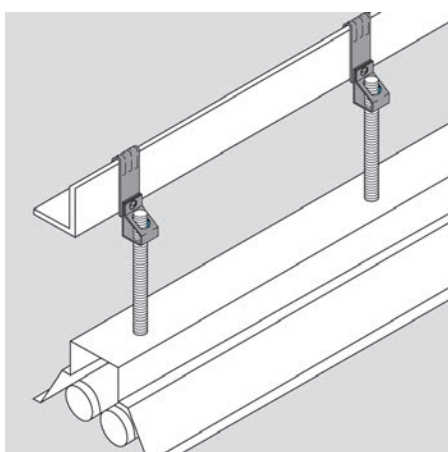
Part No.	Part No.	Quantity
FH65	7TCA084030R1720	25

Girder Clamps for Threaded Rod



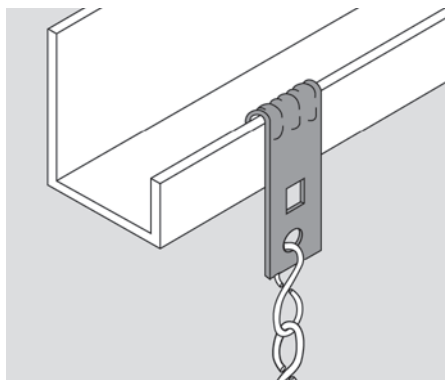
Part No.	Part No.	Quantity
FC-11	7TCA084220R0153	25

Purlin Clips for Threaded Rod



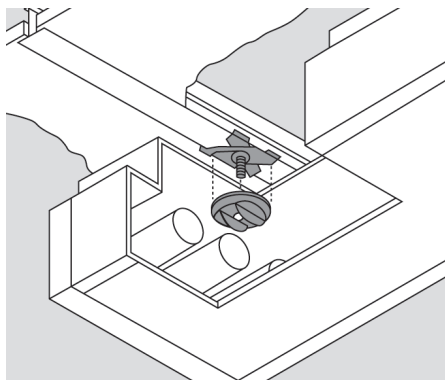
Part No.	Part No.	Quantity
AV155-AM6T	7TCA084030R0750	25
AV155-AM10T	7TCA084030R0742	25

Girder Clips for Chain or Wire



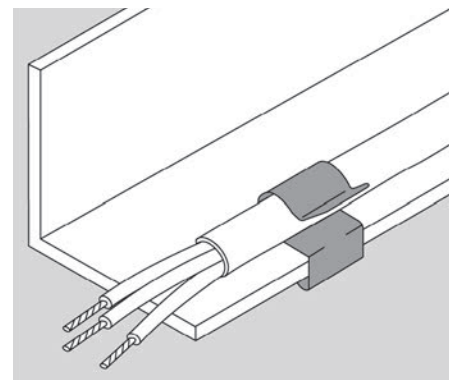
Part No.	Part No.	Quantity
AV155	7TCA084030R1699	25

Suspended Ceiling Clips



Part No.	Part No.	Quantity
JHX16S	7TCA084030R1721	25


Girder Clips for Single Cables



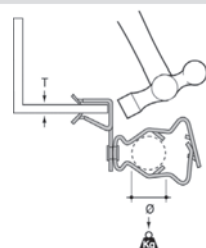
Part No.	Part No.	Quantity
ECS89	7TCA084030R1714	25
ECS1011	7TCA084030R1710	25
ECS1214	7TCA084030R1711	25
ECS1519	7TCA084030R1712	25
ECS2024	7TCA084030R1713	25
ECM89	7TCA084030R1709	25
ECM1011	7TCA084030R1705	25
ECM1214	7TCA084030R1706	25
ECM1519	7TCA084030R1707	25
ECM2024	7TCA084030R1708	25
ECL89	7TCA084030R1704	25
ECL1011	7TCA084030R1700	25
ECL1214	7TCA084030R1701	25
ECL1519	7TCA084030R1702	25
ECL2024	7TCA084030R1703	25

Girder Clips for Conduit

Type AH-GM



- Load Rating 12kg.
- F8+ Material Finish.
- 25 Pieces.



Part No.	T (mm)	Ø (mm)	PG Type
AH153-GM1219	1.5-3	12-19	7/9/11
AH153-GM1926	1.5-3	19-26	13.5/16
AH153-GM2632	1.5-3	26-32	21
AH153-GM3240	1.5-3	32-40	29
AH153-GM4047	1.5-3	40-47	36
AH153-GM4757	1.5-3	47-57	36/42
AH38-GM1219	3-8	12-19	7/9/11
AH38-GM1926	3-8	19-26	13.5/16
AH38-GM2632	3-8	26-32	21
AH38-GM3240	3-8	32-40	29
AH38-GM4047	3-8	40-47	36
AH38-GM4757	3-8	47-57	36/42
AH814-GM1219	8-14	12-19	7/9/11
AH814-GM1926	8-14	19-26	13.5/16
AH814-GM2632	8-14	26-32	21
AH814-GM3240	8-14	32-40	29
AH814-GM4047	8-14	40-47	36
AH814-GM4757	8-14	47-57	36/42
AH1420-GM1219	14-20	12-19	7/9/11
AH1420-GM1926	14-20	19-26	13.5/16
AH1420-GM2632	14-20	26-32	21
AH1420-GM3240	14-20	32-40	29
AH1420-GM4047	14-20	40-47	36
AH1420-GM4757	14-20	47-57	36/42

PVC Conduit




DIETZEL
UNIVOLT
marco
cablemanagement



Schneider
Electric

Round PVC Conduit

Standard & Heavy Gauge



Part No. MT	Part No. Univolt	Material	Dia. (mm)	Length (Mtrs)
CR2	-	Standard	20	3
CR3	-	Standard	25	3
CR6	BSSH20	Heavy	20	3
CR7	BSSH25	Heavy	25	3

Terminal Boxes

- 1 Way



Part No. MT	Part No. Univolt	Size mm
2MRB2	CB20/1	20
3MRB2	CB25/1	25

Through Boxes

- 2 Way



Part No. MT	Part No. Univolt	Size mm
2MRB3	CB20/2	20
3MRB3	CB25/2	25

Angle Boxes

- 2 Way



Part No. MT	Part No. Univolt	Size mm
2MRB4	CB20/A	20
3MRB4	CB25/A	25

Branch U

Boxes
- 2 Way

Part No. MT	Part No. Univolt	Size mm
2MRB13	CB20/2-U	20
3MRB13	CB25/2-U	25

Branch Y Boxes

- 2 Way



Part No. MT	Part No. Univolt	Size mm
2MRB14	CB20/3-Y	20
3MRB14	CB25/3-Y	25

Tee Boxes

- 3 Way



Part No. MT	Part No. Univolt	Size mm
2MRB5	CB20/3	20
3MRB5	CB25/3	25

Intersection

Boxes

- 4 Way



Part No. MT	Part No. Univolt	Size mm
2MRB6	CB20/4	20
3MRB6	CB25/4	25

Box Lids &

Gaskets



Part No. MT	Part No. Univolt	Type
MCL1	CBL16-20	Standard
MCL2	CBL16-25	Overlapping
MRG1	-	Rubber

Inspection
Bends

Part No. MT	Part No. Univolt	Size mm
MIB2	IB20	20
MIB3	IB25	25

Inspection
Elbows

Part No. MT	Part No. Univolt	Size mm
MIE2	IE20	20
-	IE25	

Inspection
Tees

Part No. MT	Part No. Univolt	Size mm
MIT2	IT20	20
MIT3	IT25	25

Compression
Glands

Part No. MT	Part No. Univolt	Size mm
MCG2	SGL20/20	20
MCG3	SGL25/25	25

Reducers



Part No. MT	Part No. Univolt	Size mm
MR1	R20X16	20 - 16
MR2	R25X20	25 - 20
-	R32X25	32 - 25

Straight
Couplers

Part No. MT	Part No. Univolt	Size mm
MC2	SM20	20
MC3	SM25	25

Thread Adaptors



Part No. MT	Part No. Univolt	Type	Size mm
MA7	AMT/LR20	Male	20
MAS	AMT/LR25	Male	25
MAB2	AFT/MB520	Female	
MAB3	AFT/MB525	Female	

Saddles



Part No. MT	Part No. Univolt	Type	Size mm
MSB2	SBS20	Spacer Bar	20
MSB3	SBS25	Spacer Bar	25
MSS2	CL20	Strap	20
MSS3	CL25	Strap	25

Accessories

Part No. MT	Part No. Univolt	Description	Size
MBSL2	BSL20	Light Gauge Bending Spring	20mm
MBSL3	BSL25	Light Gauge Bending Spring	25mm
MBSH2	BS20	Heavy Gauge Bending Spring	20mm
MBSH3	BS25	Heavy Gauge Bending Spring	25mm
MOT10	-	Nylon Draw Tape	10m
MOT20	DT1	Nylon Draw Tape	20m
MOT30	-	Nylon Draw Tape	30m
MSC2	VKS250/1	Permanent Adhesive	250ml

All PVC Conduit & Accessories are available in White & Black

PVC Conduit



PVC Channel



Part No. MT	Part No. Univolt	Size (mm)	Length (Mtrs)
ECC21	CHA1	13 X 8	2.0
ECC22	CHA2	25 X 9	2.0
ECC23	CHA3	38 X 9	2.0

Oval Conduit

Conduit



Part No. MT	Part No. Univolt	Dia. (mm)	Length (Mtrs)
EC016	-	13	3.0
EC017	UFR16	16	3.0
EC018	UFR20	20	3.0
EC019	UFR25	25	3.0
EC020	-	32	3.0

Oval Connector



Part No. MT	Part No. Univolt	Size mm
MOCC20	-	20
MOCC25	-	25

Oval to Round Adaptors



Part No. MT	Part No. Univolt	Size mm
MOR2	-	20mm Oval to 20mm Ø

Clips



Part No. MT	Part No. Univolt	Size mm
MOC1	-	13
MOC2	SCS1	16
MOC3	SCS2	20
MOC4	SCS3	25
MOC5	-	32


End Caps



Part No. MT	Part No. Univolt	Size mm
MOCB20	-	20
MOCB25	-	25

Mounting Boxes

Conduit Mounting Boxes



Part No. MT	Part No. Univolt	Size	Depth (mm)
Square Corners			
MSSB9WH	SSB20/1	1 Gang	25
MSSB8WH	-	2 Gang	25
MSSB10WH	SHB20/1	1 Gang	32
MSSB11WH	SHB20/2	2 Gang	32
MSSB17WH	-	1 Gang	44
MSSB23WH	-	2 Gang	44
Radius Corners			
MSSB46WH	-	1 Gang	28
MSSB48WH	-	2 Gang	28
MSSB19WH	SB20/1	1 Gang	32
MSSB21WH	SB20/2	2 Gang	32
MSSB40WH	-	1 Gang	44
MSSB41WH	-	2 Gang	44
MSSB81WH	-	Dual 32	

Mini Trunking Mounting Boxes



Part No. MT	Part No. Univolt	Size	Depth (mm)
Square Corners			
MSSB114WH	-	1 Gang	25
MSSB214WH	-	2 Gang	25
MSSB116WH	SFB1	1 Gang	32
MSSB216WH	SFB2	2 Gang	32
MSSB120WH	-	1 Gang	44
MSSB220WH	-	2 Gang	44
Radius Corners			
MSSB115WH	-	1 Gang	28
MSSB215WH	-	2 Gang	28
MSSB118WH	SFR1	1 Gang	32
MSSB128WH	SFR2	2 Gang	32
MSSB122WH	-	1 Gang	44
MSSB222WH	-	2 Gang	44
MSSB82WH	-	Dual 32	

Mini Trunking Adaptors



Part No. MT	Part No. Univolt	Size mm
TA3/1	SFBA1	16 X 16
TA3/2	SFBA2	25 X 16

Ceiling Rose



Part No. MT	Part No. Univolt	Size mm
TCR2WH	CRA1	16 x 16mm to 25 x 16mm Entries
MC3	SM25	25

Trunking



PVC Mini Trunking

Trunking Lengths



Part No. M.T	Part No. Univolt	Length (Mtrs)	Size mm
Standard			
MMT1	MIK16/16	3.0	16x16
MMT2	MIK16/25	3.0	25x16
MMT3	MIK16/40	3.0	38x16
MMT4	MIK25/40	3.0	38x25
MMT6	MIK40/40	3.0	38x38

Part No. M.T	Part No. Univolt	Length (Mtrs)	Size mm
Self Adhesive			
MMT1SF	MIKA1	3.0	16x16
MMT2SF	MIKA2	3.0	25x16
MMT3SF	MIKA3	3.0	38x16
MMT4SF	MIKA4	3.0	38x25
MMT6SF	MIKA5	3.0	38x38

Couplings




Part No. M.T	Part No. Univolt	Size mm
TC1	SK16/16	16x16
TC2	SK16/25	25x16
TC3	SK16/40	38x16
TC4	SK25/40	38x25
TC6	SK40/40	38x38

Stop Ends



Part No. M.T	Part No. Univolt	Size mm
TEC1	SE/16/16	16x16
TEC2	SE/16/25	25x16
TEC3	SE/16/40	38x16
TEC4	SE/25/40	38x25
TEC6	SE/40/40	38x38

Flat Angles



Part No. M.T	Part No. Univolt	Size mm
TFB1	SFW16/16	16x16
TFB2	SFW16/25	25x16
TFB3	SFW16/40	38x16
TFB4	SFW25/40	38x25
TFB6	SFW40/40	38x38

Internal Angles




Part No. M.T	Part No. Univolt	Size mm
TIB1	SIE16/16	16x16
TIB2	SIE16/25	25x16
TIB3	SIE16/40	38x16
TIB4	SIE25/40	38x25
TIB3	SIE40/40	38x38

External Angles



Part No. M.T	Part No. Univolt	Size mm
TEB1	SAE16/16	16x16
TEB2	SAE16/25	25x16
TEB3	SAE16/40	38x16
TEB4	SAE25/40	38x25
TEB6	SAE40/40	38x38

Equal Tees



Part No. M.T	Part No. Univolt	Size mm
TT1-1	ST16/16X16/16	16x16
TT2-2	ST16/25X16/25	25x16
TT3-3	ST16/40X16/40	38x16
TT4-4	ST25/40X25/40	38x25
TT6-6	ST40/40X40/40	38x38

PVC Maxi / Starline Trunking

Trunking Lengths



Part No. M.T	Part No. Univolt	Size mm
MTRS50	MAK50/50	50x50
MTRS75/50	MAK50/75	50x75
MTRS100/50	MAK50/100	50x100
MTRS75	MAK75/75	75x75
MTRS100	MAK100/100	100x100
MTRS150	MAK150/150	150x150

External Couplings




Part No. M.T	Part No. Univolt	Size mm
TCCS50	MIC50	50x50
TCCS75/50	MIC50	50x75
TCCS100/50	MIC50	50x100
TCCS75	MIC75	75x75
TCCS100	MIC100	100x100
TCCS150	MIC150	150x150

Stop Ends



Part No. M.T	Part No. Univolt	Size mm
TECS50	ME50/50	50x50
TECS75/50	ME50/75	50x75
TECS100/50	ME50/100	50x100
TECS75	ME75/75	75x75
TECS100	ME100/100	100x100
TECS150	ME150/150	150x150

Flat Angles



Part No. M.T	Part No. Univolt	Size mm
TFAS50M	MFW50/50	50x50
TFAS75/50M	MFW50/75	50x75
TFAS100/50F	MFW50/100	50x100
TFAS75M	MFW75/75	75x75
TFAS100F	MFW100/100	100x100
TFAS150F	MFW150/150	150x150

Internal Angles



Part No. M.T	Part No. Univolt	Size mm
TIAS50/M	MIE50/50	50x50
TIAS75/50	MIE50/75	50x75
TIAS100/50	MIE50/100	50x100
TIAS75	MIE75/75	75x75
TIAS100	MIE100/100	100x100
TIAS150	MIE150/150	150x150

External Angles



Part No. M.T	Part No. Univolt	Size mm
TOAS50M	MAE50/50	50x50
TOAS75/50	MAE50/75	50x75
TOAS100/50	MAE50/100	50x100
TOAS75	MAE75/75	75x75
TOAS100	MAE100/100	100x100
TOAS150	MAE150/150	150x150

Flat Tees



Part No. M.T	Part No. Univolt	Size mm
TFTS50	MFT50/50	50x50
TFTS75/50	MFT50/75	50x75
TFTS100/50	MFT50/100	50x100
TFTS75	MFT75/75	75x75
TFTS100	MFT100/100	100x100
TFTS150	MFT150/150	150x150

Skirting & Dado Trunking

Leading



Univolt® trunking systems are an ideal solution for numerous modern commercial applications and provide perfect protection for the latest technology in data and energy transfer.

Solid


The special clip-on system of the lid as well as the design of the cross section give the trunkings extraordinary stability. With a complete separation of the covering parts from the main trunking bodies it becomes very easy to exchange damaged sections.

Clear

The plug-in system of trunking accessories is not only functional, but optically appealing, giving the whole installation a clear and smooth shape.



Skirting Trunking



Part No.	Description
SL50/170	Skirting Trunking
SAE50/170	External Angle
SIE50/170	Internal Angle
SFWU50/170	Flat Angle - Up
SFWD50/170	Flat Angle - Down
SK50/170	Cover Joint
SFTU50/170	Flat Tee - Up
SFTD50/170	Flat Tee - Down
SEL50/170	Stop End - Left
SER50/170	Stop End - Right

Chamfered Dado Trunking



Part No.	Description
SLC50/170	Chamfered Dado Trunking
CAE50/170	External Angle
CIE50/170	Internal Angle
CFWU50/170	Flat Angle
CK50/170	Cover Joint
CFTU50/170	Flat Tee
CE50/170	Stop End

Square Dado Trunking



Part No.	Description
SLQ50/170	Square Dado Trunking
QAE50/170	External Angle
QIE50/170	Internal Angle
QFWU50/170	Flat Angle
QK50/170	Cover Joint
QFTU50/170	Flat Tee
QE50/170	Stop End

Power Poles & Posts

DIETZEL
UNIVOLT

Power Poles & Posts

Power Pole & Post

System for power, data and communication installations in modern commercial applications.

UK designed and manufactured, the Univolt range can be fed from under the floor or from the ceiling void using traditional cable, or a busbar trunking system.

The Univolt Power Poles are designed to accept and enhance the appearance of the latest British Standard wiring accessories and are supported by a 2 year warranty.

Power Post Kit

- Double sided aluminium (white powder coated finish) trunking.
- Toe cap.
- 2 x trunking lids (front and back).
- 3 x 1 gang mounting boxes (SLB1).
- Base fixing kit (with screws).

Part No.	Description	Dimensions (mm)
PP1	Power Post Kit	99 x 104 x 604

Power Pole Kit

- Double sided aluminium (white powder coated finish) trunking.
- Top fixing kit.
- 2 x trunking lids (front and back).
- 6 x 1 gang mounting boxes (SLB1).
- Base fixing kit (with screws).

Part No.	Description	Dimensions (mm)
PP2	Power Pole Kit	99 x 104 x 3600

Switch & Socket Outlet Boxes



Outlet boxes for switches and sockets accredited to BS 4662; white, for clip-on mounting, lugs with brass inserts M 3.5mm, with knock-out cable entries.

Part No.	Description	Dimensions (mm)
SLB1	Single Gang	80 x 85 x 28
SLB2	Twin Gang	140 x 85 x 28



Cable Management Systems

Fire Rated Clips & Fixings



D-LINE®
Trade


Fire Rated Clips



- Certified for 2 hours at 970°C.
- Fully tested as BS5839 part 1 compliant.
- User friendly, easy fold side-tabs.
- Non-corrosive coating.
- Fix direct to surfaces, or popular in PVC trunkings up to 50mm wide.
- Rounded edges for easing handling.

Safe-D® U-Clips

18th
Edition
Compliant



Part No.	Length	Width	Height (Folded)	Fixing Hole
SAFE-D30	20mm	23mm	8mm	5.7mm
SAFE-D30/RED	20mm	23mm	8mm	5.7mm
SAFE-D40	20mm	32mm	20mm	5.7mm
SAFE-D50	20mm	47mm	30mm	5.7mm




Safe-D® F-Clips




18th
Edition
Compliant

F-CLIP 40 & 50 are lockable

Part No.	Length	Width	Fixing Hole
SAFEDFCLIP30	56mm	20mm	5.7mm
SAFEDFCLIP40	110.5mm	20mm	5.7mm
SAFEDFCLIP50	165mm	20mm	5.7mm



Uniquely versatile - for shaping as required...



Safe-D® Spring Clip

18th
Edition
Compliant



- Ideal for micro trunking 16mm - 20mm wide.
- Secure single cables (<7mm outer diameter).
- Fully tested as BS5839 pt 1 compliant.

Part No.	Length	Width	Height	Fixing Hole
SAFEDSPRING	50mm	12mm	8mm	5mm



Safe-D® Conduit Clip 20



- Fully tested as BS5839 pt 1 compliant.
- Labour saving 1 piece design.
- Provides a 3mm stand off from surface.

Part No.	Length	Width	Height (Folded)	Fixing Hole
SAFE-DCOND20	50mm	20mm	23mm	5.7mm



Safe-D® Trade Packs

18th
Edition
Compliant



All include 4mm drill bit

Part No.	Description	Qty
DLTP30	200x U-Clip 30 & 200x D-Fixing	400
DLTP40	100x U-Clip 40 & 100x D-Fixing	200
DLTP50	50x U-Clip 50 & 50x D-Fixing	100
DLTPSP	300x Spring Clip & 300x D-Fixing	600
DLTP20	100x Conduit Clip 20 & 100x D-Fixing	200


Safe-D® D-Fixing

18th
Edition
Compliant



- Produced from hardened steel.
- >1200°C melting point.
- Fire-Tested - exceptional pullthrough strength.

Part No.	Length	Width (Head)	Width (Thread)
DFIX	40mm	8.3mm	5.1mm



Trunking & Cable Protectors


D-LINE®
Trade

Mini Trunking



- Save channelling walls.
- A smart alternative to traditional trunkings.
- Quickest to install, looks great! - Use wherever time and appearance matters.
- Self-adhesive backing.
- Patented hinge & click-lock lid.
- Film covered lengths.
- Paintable.
- Use accessories for perfect finish.
- Alternative colours & surface boxes also available.



1/2 Round Trunkings Micro+, Mini & Maxi



Part No.	Length	Width	Height	Colour
D32010WSA	3M	20mm	10mm	White
D33015WSA	3M	30mm	15mm	White
D35025WSA	3M	50mm	25mm	White

Part No.	Length	Colour
FLIB2010W	20mm (W) x 10mm (H)	White
FLIB3015W	30mm (W) x 15mm (H)	White
FLIB5025W	50mm (W) x 25mm (H)	White
FLEB2010W	20mm (W) x 10mm (H)	White
FLEB3015W	30mm (W) x 15mm (H)	White
FLEB5025W	50mm (W) x 25mm (H)	White
FLFB2010W	20mm (W) x 10mm (H)	White
FLFB3015W	30mm (W) x 15mm (H)	White
FLFB5025W	50mm (W) x 25mm (H)	White
FLET2010W	20mm (W) x 10mm (H)	White
FLET3015W	30mm (W) x 15mm (H)	White

Part No.	Length	Colour
FLET5025W	50mm (W) x 25mm (H)	White
FLDB3015W	30mm (W) x 15mm (H)	White
CP2010W	20mm (W) x 10mm (H)	White
CP3015W	30mm (W) x 15mm (H)	White
CP5025W	50mm (W) x 25mm (H)	White
EC2010W	20mm (W) x 10mm (H)	White
EC3015W	30mm (W) x 15mm (H)	White
EC5025W	50mm (W) x 25mm (H)	White
CA3015W	30mm (W) x 15mm (H)	White
FA3015W	30mm (W) x 15mm (H)	White
PA3015W	30mm (W) x 15mm (H)	White

Medium Duty Protectors

- For areas with regular and heavy foot traffic.
- Protect cable insulation.
- Address common cause of trips and falls.
- Ribbed non-slip base, pre-split rear for ease of use.
- Lengths uncoil to lay flat.
- Simply retro-fit over cables.





Type A Cavity Size:
14mm (W) x 9mm (H)



Type B Cavity Size:
30mm (W) x 10mm (H)



Type B Cavity Size:
30mm (W) x 10mm (H)



Part No.	Length	Width	Height	No of Channels	Colour
FC68B	1.8M	68mm	14mm	1	Black
FC68B/9M	9M	68mm	14mm	1	Black
FC83B	1.8M	83mm	14mm	1	Black
FC83B/9M	9M	83mm	14mm	1	Black
FC83H	1.8M	83mm	14mm	1	Black/Yellow
FC83H/9M	9M	83mm	14mm	1	Black/Yellow

Heavy Duty Protectors

Rigid Drop-Over Cable Protectors

- Made from high-grade polyurethane, extremely robust.
- Join by interlocking male:female connectors.
- Tapered design & non-slip treads for pedestrian traffic.
- Can accept all vehicular traffic.
- Longevity of use enables exceptional value.



Cavity Size:
38mm (W) x 12mm (H)






Cavity Size:
45mm (W) x 20mm (H)



Part No.	Length	Width	Height	No of Channels	Colour
D0-1B765	765mm	133mm	22mm	1	Black
D0-2B765	765mm	220mm	32mm	1	Black


FASTER
b y d e s i g n

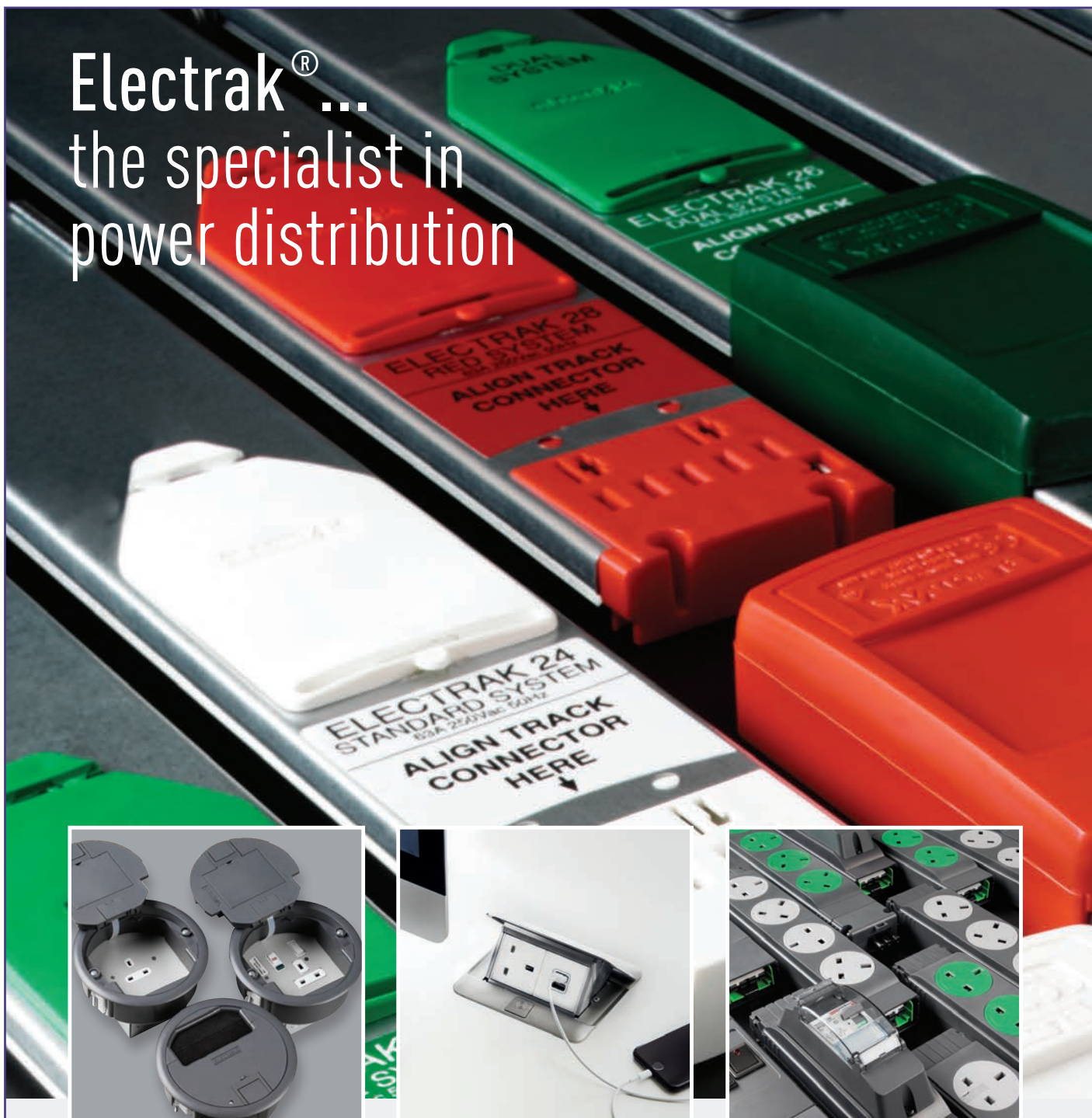
Legrand... the
cable management
specialist



At Legrand we continually look for ways to improve our product ranges. In the case of cable management, every improvement we make has the installer in mind and is based around the three areas that make up our 'Faster by Design' ethos; easier to install, faster to install and requires fewer components.

- Swifts cable ladder
- Swifts cable tray
- Cablofil steel wire cable tray
- Salamandre trunking - including IP4X version
- Floor and perimeter systems
- Channel and support systems

Electrak[®] ... the specialist in power distribution



Electrak, a brand of the Legrand Group in the UK, is a leading name in power distribution and lighting control solutions. Electrak busbar systems, floor boxes, grommets, desk modules and lighting control ranges are installed in high specification offices around the world.

- **Powertrack**
- **Cavity floor boxes and grommets**
- **Intersoc-R under-desk power**
- **In-desk and on-desk power**
- **Buscom trunking**
- **Lightrak lighting control**

ELECTRAK[®]

Skirting & Dado Trunking

Sterling Profile

Sterling Profile systems 1 to 3 are popular and stylish looking perimeter dado and skirting systems that are easy and cost effective to use.

- Can be fed from larger trunking systems for increased cable distribution.
- Boxes available to comply with Part M (DDA).
- Comprehensive range of flush power and data accessories.
- Improved design to base unit to give greater cable capacity.
- New mouldered fittings for Profile 1 and 2.
- Standard bend radius 25mm (Cat 6).
- Data fittings available for bend radius up to 50mm.

COMPLIANT UP TO
...CAT 7A...



Built-Up Profile

Part No.	Description	Size (mm)	Pack Quantity
EP1MWH	Profile 1 Assembly	167x50	1 x 3m
EP2MWH	Profile 2 Assembly	167x50	1 x 3m
EP3MWH	Profile 3 Assembly	167x50	1 x 3m

Sterling Profile 1

Part No.	Description	Pack Quantity
ETB1M	Base Unit	4 x 3m
ETL1WH	Main Compartment Cover	8 x 3m
ETAC1WH	Angled Cover	8 x 3m
ECP1MWH	Coupler	2
EECP1MWH	End Cap	2
EIBP1MWH	Internal Bend	2
EXBP1MWH	External Bend	2
EFA1MBWH	Flat Angle	1
EFT1MBWH	Flat Tee	1

Sterling Profile 2

Part No.	Description	Pack Quantity
ETB1M	Base Unit	4 x 3m
ETL1WH	Main Compartment Cover	8 x 3m
ETAC1WH	Angled Cover	8 x 3m
ETSC1WH	Square Cover	8 x 3m
ECP2MWH	Coupler	2
EECP2MRHWH	End Cap	2
EECP2MLHWH	End Cap	2
EIBP2MWH	Internal Bend	2
EXBP2MWH	External Bend	2
EFA2UWH	Flat Angle Up	1
EFA2DWH	Flat Angle Down	1

Sterling Profile 3

Part No.	Description	Pack Quantity
ETB1M	Base Unit	4 x 3m
ETL1WH	Main Compartment Cover	8 x 3m
ETSC1WH	Square Cover	8 x 3m
ECHP3WH	Coupler 1 Piece	2
EECHP3WH	End Cap 1 Piece	2
EIBHP3WH	Internal Bend	2
EXBHP3WH	External Bend	2
EFA3WH	Flat Angle	1
EFT3WH	Flat Tee	1

Odyssey

COMPLIANT UP TO
...CAT 7A...



Odyssey is a three-compartment trunking with a completely curved front profile designed with tamper resistant covers and flush accessories to enhance the finished appearance. Odyssey's curved profile is easy to clean and prohibits surface clutter.

- Available as an antimicrobial 'Bio' option.
- Can be screened against EMI with no reduction in cable capacity.
- Standard bend radius 25mm.
- Coloured accessory boxes available for Part M compliance.

Part No.	Description	Pack Quantity
DD1WH	Odyssey Trunking Assembly 180x57mm	1 x 3m
DD1210WH	Coupler	1
DD1230WH	End Cap	2
DD1310WH	Internal Bend	1
DD1350WH	External Bend	1
DD1330WH	Internal Bend Adjustable	1
DD1370WH	External Bend Adjustable	1
DD1410WH	Flat Angle	1
DD1430WH	Flat Tee	1
DD1580MWH	RCD Housing	1
DD1510WH	1 Gang Accessory Box	20
DD1520WH	2 Gang Accessory Box	10
DD1540WH	1 Gang Adjustable Accessory Box 32-40mm	10
DD1550WH	2 Gang Adjustable Accessory Box 32-40mm	10
DD1590WH	Accessory Box Adapter	1 pair

Skirting & Dado Trunking

Sterling Curve

Sterling Curve is a sleek data compliant medium sized trunking system with three segregated compartments. The adaptable system has 1 or 2 curved data compartments designed to stop clutter, avoid dust traps and to make cleaning easy.

- 3 segregated compartments.
- Suitable for dado and skirting application.
- Boxes available to comply with Part M (DDA).
- Comprehensive range of flush power and data accessories.
- Single piece moulded fittings.
- Flat tees and flat angles have integral bend radius control.
- Profile 1 is available in charcoal as standard.
- Compartment can be screened against EMI with no reduction in cable capacity.

COMPLIANT UP TO
...CAT 7A...



Sterling Curve Profile 1

Part No.	Description	Pack Quantity
ETB1M	Base Unit	4 x 3m
ETL1WH	Main Compartment Cover	8 x 3m
CETC1WH	Curve Cover	8 x 3m
CECP1MWH	Coupler	2
CEEC1MWH	End Cap	2
CEIBP1MWH	Internal Bend	2
CEXP1MWH	External Band	2
CEFA1MBWH	Flat Angle Cover & Base	1
CEFA1MWH	Flat Angle Cover	1
CEFT1MBWH	Flat Tee Cover And Base	1
CEFT1MWH	Flat Tee Cover	1

Built-Up Profile

Part No.	Description	Size (mm)	Pack Quantity
CEP1MWH	Curve P1 Trunking Assembly	167x50	1 x 3m
CEP2MWH	Curve P2 Trunking Assembly	167x50	1 x 3m

Sterling Curve Profile 2

Part No.	Description	Pack Quantity
ETB1M	Base Unit	4 x 3m
ETL1WH	Main Compartment Cover	8 x 3m
CETC1WH	Curve Cover	8 x 3m
ETSC1WH	Square Cover	8 x 3m
CECP2MWH	Coupler	2
CEEP2MRHWH	End Cap Right Hand	2
CEEP2MLHWH	End Cap Left Hand	2
CEIBP2MWH	Internal Bend	2
CEXP2MWH	External Band	2
CEFA2UMBWH	Flat Angle Cover & Base	1
CEFA2UMWH	Flat Angle Cover	1
CEFT2MBWH	Flat Tee Cover And Base	1
CEFT2MWH	Flat Tee Cover	1

Wire Basket Systems


Fast-Coupling Wire Basket

A fast-coupling system allowing sections of wire basket to be simply joined together for super-fast installation using the integral couplers.

- Two heights available; 65mm and 105mm.
- Integral couplers for quick and easy connection in just two steps.
- The position of the couplers create a guide making a fast and easy assembly process.
- No tools required.
- Reduced installation time, saving labour costs.
- Strong and lightweight.
- Unique rippled wire design to enhance product strength and resist flexing.
- Maximum cable ventilation and a high level of resistance to cable movement.
- Safety edges to prevent cable damage and personal injury.
- Optimal solution for installations that do not require big loads.
- Simple manipulations to the wire basket can overcome complicated changes in direction.
- Electro-Zinc finish.
- Corrosion resistance, can be used in harsh environments.
- Fire resistant to E90 DIN 4101 section 12.



Part No.	Description	Pack Quantity
MT2/7389	60 x 65mm	2 x 3m
MT2/7248	100 x 65mm	2 x 3m
MT2/7249	150 x 65mm	2 x 3m
MT2/7250	200 x 65mm	2 x 3m
MT2/7251	300 x 65mm	2 x 3m
MT2/7394	400 x 65mm	2 x 3m
MT2/7395	500 x 65mm	2 x 3m
MT2/7396	600 x 65mm	2 x 3m
MT2/7397	200 x 105mm	2 x 3m
MT2/7398	300 x 105mm	2 x 3m
MT2/7399	400 x 105mm	2 x 3m
MT2/7400	500 x 105mm	2 x 3m
MT2/7401	600 x 105mm	2 x 3m



Cablelay Matting

Designed for use with Marshall-Tufflex Wire Basket, Cablelay Matting is an easy-to-install flexible and lightweight 6mm mat supplied in rolls that protects from pressure points, kinking ridges, rough and uneven surfaces, sharp edges and protrusions.

- Cablelay Matting has a Class 0 fire standard to meet British Building Regulations.
- Available in a range of widths (60mm - 600mm).
- Rolls are joined using Cablelay tape which maintains the fire standard and prevents joint movement.


Part No.	Description	Pack Quantity
WBMO660	60mm	1 x 30m
WBMO6100	100mm	1 x 30m
WBMO6150	150mm	1 x 30m
WBMO6200	200mm	1 x 30m
WBMO6300	300mm	1 x 30m
WBMO6400	400mm	1 x 30m
WBMO6500	500mm	1 x 30m
WBMO660	600mm	1 x 30m

Underfloor to Desk Systems

Powertrack

A range of 63Amp powertrack complete with integral mounting brackets and pre-assembled end caps and couplers for ease of installation.

- Each length of track comes complete with pre-assembled coupler, end cap and floor mounting brackets.
- Maximum 63Amp rating.
- Tap-offs are key and colour coded for Standard and CE (Clean Earth).
- Tap-offs are 32Amp rated or fused at 13Amp.
- Adhesive dust covers protect outlets.
- Compatible with MT32 pre-wired floor boxes.



Part No.	Length	No of Outlets	Pitch	Description	Pack Quantity
UN1112	1.2m	4	300mm	Standard Rated Current 63A	2
UN1118	1.8m	6	300mm	Standard Rated Current 63A	2
UN1114	2.4m	8	300mm	Standard Rated Current 63A	2
UN1116	3.6m	12	300mm	Standard Rated Current 63A	2
UN1212	1.2m	4	300mm	Clean Earth Rated Current 63A	2
UN1218	1.8m	6	300mm	Clean Earth Rated Current 63A	2
UN1214	2.4m	8	300mm	Clean Earth Rated Current 63A	2
UN1216	3.6m	12	300mm	Clean Earth Rated Current 63A	2

Pre-Wired Floor Boxes

Available as standard or heavy-duty versions, Marshall-Tufflex raised boxes are supplied with dividers for quick and easy configuration as either a 3 or 4 compartment box. Designed with quality in mind, the standard support plate is 3mm thick and allows for high traffic levels. In the case of very heavy traffic a robust steel sub-frame can be used to support the lid.

3 Compartment Standard Floor Box 355mm x 255mm x 83mm

Part No.	Description	Pack Quantity
UM1010	1 x 2 Gang Standard	1
UM1020	2 x 2 Gang Standard	1
UM1030	3 x 2 Gang Standard	1
UM1110	1 x 2 Gang Clean Earth	1
UM1120	2 x 2 Gang Clean Earth	1
UM1130	3 x 2 Gang Clean Earth	1



Trunking

Skirting & Dado Trunking



Prestige 3D

Prestige 3D is a family of three compartment trunking from MK, which satisfies the growing demands of cable management installations. As well as providing greater trunking depth to cater for Cat 6 structured data cabling, Prestige 3D is rich in unique new features offering up to 40%* faster installation time, greater cabling capacity and improved aesthetics.

Features

- Cat 5e, 6 & 7 compliant
- Tool free cable entry
- Maximises capacity
- Pre-drilled trunking bases
- Hinged lid
- Stylish and robust
- All main carriers manufactured from recycled PVCu which minimises landfill & carbon emissions

External Angles



Part No.	Description
VP182 WHI	Dado Profile
VP192 WHI	Skirting Profile

Internal Angles



Part No.	Description
VP181 WHI	Dado Profile
VP191 WHI	Skirting Profile

Dado

- 170 x 57mm

Dado Profile

- 1 x VP180 Main Carrier
- 1 x VP100 Straight Cover
- 2 x VP110 Curved Cove

Skirting

- 170 x 57mm

Dado Profile

- 1 x VP180 Main Carrier
- 1 x VP100 Straight Cover
- 1 x VP110 Curved Cover
- 1 x VP115 Square Cover

Flat Angles Up



Part No.	Description
VP182 WHI	Dado Profile
VP192 WHI	Skirting Profile

Flat Angles Down



Part No.	Description
VP185 WHI	Dado Profile
VP196 WHI	Skirting Profile

Flat Tees



Part No.	Description
VP187 WHI	Dado Profile
VP197 WHI	Skirting Profile

Main Carrier



Part No.	Description
VP180 WHI	Dado Profile
VP180 WHI	Skirting Profile

Straight Cover



Part No.	Description
VP100 WHI	Dado Profile
VP100 WHI	Skirting Profile

Curved Cover



Part No.	Description
VP110 WHI	Dado Profile
VP110 WHI	Skirting Profile

Square Cover



Part No.	Description
VP115 WHI	Skirting Profile

Cable Retainer



Part No.	Description
VP105 WHI	Dado Profile
VP105 WHI	Skirting Profile

End Caps



Part No.	Description
VP183 WHI	Dado Profile
VP193 WHI	Skirting Profile

Joint Covers



Part No.	Description
VP184 WHI	Dado Profile
VP194 WHI	Skirting Profile

1 Gang Mounting Frame



Part No.	Description
VP131 WHI	Dado Profile
VP131 WHI	Skirting Profile

2 Gang Mounting Frame



Part No.	Description
VP132 WHI	Dado Profile
VP132 WHI	Skirting Profile

Trunking

Prestige 3D Compact

Prestige 3D Compact completes the 3D offering with all the 3D benefits of faster installation, Cat 5e, 6 and 7 compliance and improved aesthetics, but in a smaller footprint and ideal for confined locations.

The new concept uses the full trunking depth with a sliding open box (frame) principle to ease power and data connections.

Contact your local branch for more details.




Prestige 2com

Prestige 2com trunking is designed to meet the needs of current and future data cabling.

Prestige 2com is Cat 5e, 6 and 7 compliant and provides maximum capacity for data cabling.

Contact your local branch for more details.



Pinnacle

When it comes to providing direct bench top access to low voltage electrical, communications and data services, MK Pinnacle is the flexible and versatile solution.

Styled to the same high standards as the Logic Plus™ range, it features a high quality finish, a curved design and twin segregated compartments. These features mean MK Pinnacle is the bench top solution for laboratories, schools and workshops.

Contact your local branch for more details.



uPVC Trunking Systems

Marco Elite Range

The Marco Elite range is a striking series of perimeter trunking systems, designed to house high capacity power and data cabling. All trunking systems in the Elite range are CAT5, CAT6 and CAT6A compliant, and are able to house a number of cable configurations.

- CAT6 Compliant as standard.
- Able to comply with DDA & Part M.
- Available with anti-microbial protection.
- Multiple profiles & sizes.
- Wide range of fittings and accessories.
- Available as pre-assembled units for projects with repeating specifications.



External Angle



Internal Angle



End Cover

Socket Box 1-Gang



Part No.	Elite Profile
ME3E	Elite 3
MEC3E	Elite Compact
MT60E	Elite 60

Flat Tee



Part No.	Elite Profile
ME3I	Elite 3
MEC3I	Elite Compact
MT60I	Elite 60

Flat Angle



Part No.	Elite Profile
ME3C	Elite 3
MEC3C	Elite Compact
MT60C	Elite 60

Joint Cover



Part No.	Description
MTSB1	35mm
MTSB1-4	35mm 4 lug
MTSB1-25	25mm

Socket Box 2-Gang



Part No.	Elite Profile
ME3T	Elite 3
MEC3T	Elite Compact
MT60T	Elite 60



Part No.	Elite Profile
ME3F	Elite 3
MEC3F	Elite Compact
MT60F	Elite 60



Part No.	Elite Profile
ME3J	Elite 3
MEC3J	Elite Compact
MT60J	Elite 60



Part No.	Description
MTSB2	35mm
MTSB2-25	25mm
MTSB2-50	50mm


Mini & Maxi Trunking

Marco's range of Mini and Maxi trunking products are available in multiple sizes, ideal for carrying power and data cabling in domestic and commercial environments. Each range is supported by a wide range of accessories and fittings. Marco's mini trunking is also available with self adhesive backing.

Part No.	Mini Profile
MM1	16 x 16mm Mini Trunking
MMS1	16 x 16mm Self Adhesive
MM2	25 x 16mm Mini Trunking
MMS2	25 x 16mm Self Adhesive
MM3	38 x 16mm Mini Trunking
MMS3	38 x 16mm Self Adhesive
MM4	38 x 25mm Mini Trunking
MMS4	38 x 25mm Self Adhesive

Part No.	Maxi Profile
MMT50	50 x 50mm Maxi Trunking
MMT75	75 x 75mm Maxi Trunking
MMT100	100 x 100mm Maxi Trunking

Maxi trunking is supported by a wide range of moulded and fabricated accessories. For more information on the range, contact us today.



Steel Wire Cable Tray

Steel Wire Cable Tray

Marco is the UK's largest manufacturer of steel wire cable tray. Available in three standard depths each tray is lightweight and strong, able to carry a number of high capacity cabling configurations. Marco's trays are available in a number of finishes including Electro Zinc, Hot Dip Galvanised, Pre-Galvanised and Powder Coated. The tray is supported by a wide range of fittings and accessories designed to make installation as quick and easy as possible.


Steel Wire Cable Tray



MC30

Part No.	Description
MC3050	30 x 50mm x 3m
MC30100	30 x 100mm x 3m
MC30150	30 x 150mm x 3m
MC30200	30 x 200mm x 3m
MC30300	30 x 300mm x 3m
MC30400	30 x 400mm x 3m
MC30450	30 x 450mm x 3m
MC30500	30 x 500mm x 3m


Steel Wire Cable Tray



MC55

Part No.	Description
MC5550	55 x 50mm x 3m
MC55100	55 x 100mm x 3m
MC55150	55 x 150mm x 3m
MC55200	55 x 200mm x 3m
MC55300	55 x 300mm x 3m
MC55400	55 x 400mm x 3m
MC55450	55 x 450mm x 3m
MC55500	55 x 500mm x 3m

Steel Wire Cable Tray



MC106

Part No.	Description
MC106100	106 x 100mm x 3m
MC106150	106 x 150mm x 3m
MC106200	106 x 200mm x 3m
MC106300	106 x 300mm x 3m
MC106400	106 x 400mm x 3m
MC106450	106 x 450mm x 3m
MC106500	106 x 500mm x 3m
MC106600	106 x 600mm x 3m



Part No.	Description
MCSSC	Fast-Fix Side Coupler



Part No.	Description
MCFUSC	Fast-Fix Universal Strut Clip



Part No.	Description
MCQC	Quick Coupler



Part No.	Description
MCFJC	Quik-Click Coupler

Cavity Floor Boxes

Marco's range of cavity floor boxes have been designed as a power and data outlet for raised floor applications. Boxes are available in three depths and in 3 or 4 compartment variants. A wide range of accessory



MCFB

Part No.	Description
MCFB370	3 Compartment 70mm Deep
MCFB3100	3 Compartment 100mm Deep
MCFB3130	3 Compartment 130mm Deep
MCFB470	4 Compartment 70mm Deep
MCFB4100	4 Compartment 100mm Deep
MCFB4130	4 Compartment 130mm Deep



Part No.	Description
MP3-2GS	Twin Switched - Dual Earth




Part No.	Description
MP3-2X1GF	2 x 1 Gang Accessory Plate



Part No.	Description
MP3-6D	6 x LJ6C Accessory Plate

Power Poles & Post

Marco's 3.6m power pole, and 650mm power post are both available in a satin anodised aluminium and white powder coated finishes. The systems benefit from a strong aluminium profile, designed to retain rigidity in all environments.


MTP1/MTP1W
3.6M Power Pole

MTPP1/MTPP1W
650mm Power Post

RACEWAY. YOUR WAY.™

Metal Framing

UNISTRUT®

Original Unistrut Metal Framing

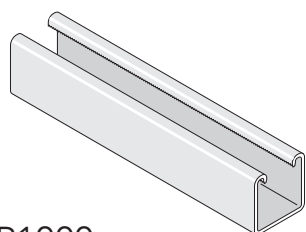
Unistrut channels and fittings offer total flexibility in design and construction of assemblies for framing applications. Unistrut products are available in a range of materials and finishes. These finishes offer differing degrees of corrosion protection for use in a variety of environments. Where required, factory decorative finishes, <i.e., powder coating>, are available to order.

Finishes Available

- Pre-Galvanised **PG**
- Stainless Steel **SS**
- Hot-Dip Galvanised **HDG**
- Zinc Plated **ZP**
- Plain Oil **PO**
- Double Hot-Dip Galvanised **DH**
- Powder Coated **PC**

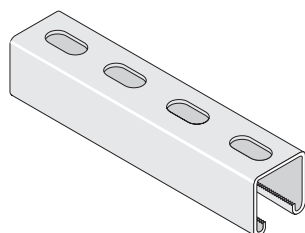
P1/P3 Metal Framing

Unistrut Channel



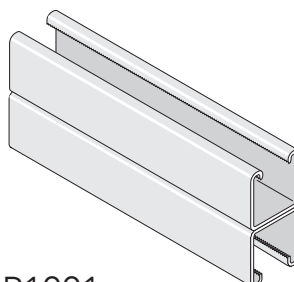
P1000

250 - 3000mm Lengths



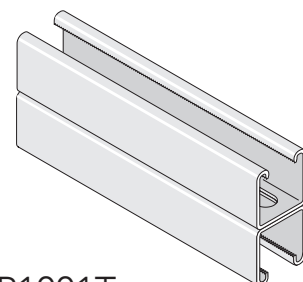
P1000T

250 - 3000mm Lengths



P1001

250 - 3000mm Lengths



P1001T

250 - 3000mm Lengths

Unistrut Modular Construction

Unistrut's framing systems are available as complete prefabricated bespoke modular units which include trapeze hangers, H-frames and 2D and 3D modules. Each Prefabricated unit is supplied complete and ready to install. For more information contact the Unistrut team.

Unistrut Cable Trunking

Steel trunking system, rigid and strong. A strong and rigid steel trunking system supplied in 3 metre lengths with a connector, lid and fixings. The innovative locator system allows for secure locking of the lid to the unit.

RU Cable Trunking




Also available as
Lighting Trunking

Part No.	Size (mm)
RU22	50 x 50
RU32	75 x 50
RU33	75 x 75
RU42	100 x 50
RU43	100 x 75
RU44	100 x 100
RU62	150 x 50
RU63	150 x 75
RU64	150 x 100
RU66	150 x 150
RU92	225 x 50
RU93	225 x 75
RU94	225 x 100
RU96	225 x 150
RU99	225 x 225
RU123	300 x 75
RU124	300 x 100
RU126	300 x 150
RU1212	300 x 150

Rooftop Support Modules

Unistrut's rooftop systems are quick to install solutions for carrying a series of rooftop services, including mechanical & electrical containment and air handling units



- Available as base and extension units.
- Height adjustable from 300 to 405mm.
- Designed to support all types of rooftop services.
- Comes in kit form for easy shipping and storage.
- Easy to follow assembly instructions.

Available as HD Beams

HD Beams allow load to be distributed evenly by being placed accurately, such as over existing obstacles. Each unit has adjustable height and comes complete with beam clamps.

RACEWAY YOUR WAY™


Cable Tray & Ladder

UNISTRUT®

Unistrut Cable Tray

The complete range of Unistrut cable Tray for use in Light, Medium and Heavy duty applications. Available in a variety of sizes the Unistrut system provides the ultimate in flexibility, quality and speed in cable management. Ideal for all your cable applications from low power control & signalling to mains power supply cabling. With a complete range of fixings and accessories including bends and risers.

Light Duty Cable Tray



TULL

Part No.	Size
TULL050/10PG	50mm x 3m
TULL075/10PG	75mm x 3m
TULL100/10PG	100mm x 3m
TULL150/10PG	150mm x 3m
TULL225/10PG	225mm x 3m
TULL300/15PG	300mm x 3m
TULL450/15PG	450mm x 3m
TULL600/20PG	600mm x 3m
TULL750/20PG	750mm x 3m
TULL900/20PG	900mm x 3m

Medium Duty Cable Tray



TUML

Part No.	Size
TUMLT050/10PG	50mm x 3m
TUMLT075/10PG	75mm x 3m
TUMLT100/10PG	100mm x 3m
TUMLT150/10PG	150mm x 3m
TUMLT225/10PG	225mm x 3m
TUMLT300/15PG	300mm x 3m
TUMLT450/15PG	450mm x 3m
TUMLT600/20PG	600mm x 3m
TUMLT750/20PG	750mm x 3m
TUMLT900/20PG	900mm x 3m

Heavy Duty Cable Tray



TUHL

Part No.	Size
TUHLT050/10PG	50mm x 3m
TUHLT075/10PG	75mm x 3m
TUHLT100/10PG	100mm x 3m
TUHLT150/10PG	150mm x 3m
TUHLT225/10PG	225mm x 3m
TUHLT300/15PG	300mm x 3m
TUHLT450/15PG	450mm x 3m
TUHLT600/20PG	600mm x 3m
TUHLT750/20PG	750mm x 3m
TUHLT900/20PG	900mm x 3m

Unistrut Cable Ladder

Unistrut's Cable ladder systems are renowned around the world for quality and engineering excellence. Wherever severe corrosion conditions are present, or a long maintenance free life is required, Unistrut's welded steel cable ladder systems is the obvious choice. Unistrut manufactures a complete range of cable ladder systems for a wide range of load and span combinations to suit the requirements of almost any installation.

Medium Duty Cable Ladder



U10

Part No.	Size (W)
U10L3100H	100
U10L3150H	150
U10L3200H	200
U10L3300H	300
U10L3400H	400
U10L3450H	450
U10L3500H	500
U10L3600H	600
U10L3700H	700
U10L3750H	750
U10L3800H	800
U10L3900H	900
U10L31000H	1000

Heavy Duty Cable Ladder



U12

Part No.	Size (W)
U12L3100H	100
U12L3150H	150
U12L3200H	200
U12L3300H	300
U12L3400H	400
U12L3450H	450
U12L3500H	500
U12L3600H	600
U12L3700H	700
U12L3750H	750
U12L3800H	800
U12L3900H	900
U12L31000H	1000
U12L31200H	1200

Extra Heavy Duty Cable Ladder



U15

Part No.	Size (W)
U15L3100H	100
U15L3150H	150
U15L3200H	200
U15L3300H	300
U15L3400H	400
U15L3450H	450
U15L3500H	500
U15L3600H	600
U15L3700H	700
U15L3750H	750
U15L3800H	800
U15L3900H	900
U15L31000H	1000

RACEWAY. YOUR WAY.™

Wire Basket & Accessories

Wire Basket Tray

Welded rod metal tray, with safety edge, for the carrying of electrical and telecommunications wiring.

Patented safety edge. Avoids damage to cables and injury to the installer. It is lightweight providing maximum ventilation and cleanliness for the cables. Provides high strength and flexibility.

Rejiband 35 Bycro Wire Basket Tray


Also available in Silver Electrolytic, Hot Dipped Galvanised and Stainless Steel 304 and 316L finishes.



Part No.	Width (mm)	Depth (mm)	Length (mtrs)	Ø Rod (mm)
60221100	100	35	3	4.0
60221150	150	35	3	4.5
60221200	200	35	3	4.5
60221300	300	35	3	4.5
60221400	400	35	3	4.5

Rejiband 60 Bycro Wire Basket Tray

Also available in Silver Electrolytic, Hot Dipped Galvanised and Stainless Steel 304 and 316L finishes.




Part No.	Width (mm)	Depth (mm)	Length (mtrs)	Ø Rod (mm)
60222060	60	60	3	4.0
60222100	100	60	3	4.0
60222150	150	60	3	4.5
60222200	200	60	3	4.5
60222300	300	60	3	5.0
60222400	400	60	3	5.0
60222450	450	60	3	5.0
60222500	500	60	3	5.0
60222600	600	60	3	5.0

Available finishes:

BYCRO	Electrolytic Bichromate BS-EN 12329
E.B.	Electrolytic Bichromate BS-EN 12329
P.G.	Pre-Galvanised BS-EN 10327
H.D.G.	Hot Dipped Galvanised BS-EN-ISO 1461
S.S.	Passivated Stainless Steel AISI 304 or AISI 316
E.G.	Electro galvanised BS-EN 12329, available on request

Omega Bracket

Part No.	A mm
62021104	100
62021154	150
62021204	200
62021304	300
62021404	400



- Compatible with all trays on the market: rejiband®, metal and PVC.

- New strengthened profile, 20% increase in mechanical performance.

Light Duty Wall Support



- Easy install.
- Suitable for 35 & 60 flange 100mm & 150mm wide.

Part No.	Finish
62026021	BYCRO
62036021	H.D.G.

Light Duty Ceiling Support



- Easy to install.
- Suitable for rejiband® 35 and 60 flange. 60, 100 and 150 wide.

Part No.	Finish
62026020	BYCRO
62036020	H.D.G.

Fast Click Joint



- Quick Fitting. 80% savings in installation time.
- No bolts or special tools required.
- Electrical continuity guaranteed.

Part No.	Finish
64020035	BYCRO
64030035	H.D.G.

Fast Click Base Joint



- Quick fitting.
- No bolts or special tools required.
- Electrical continuity guaranteed.
- Must be used in conjunction with Fast Click Joint.

Part No.	Finish
64020036	BYCRO
64030036	H.D.G.

Click Central Suspension



- Only 1 part required along with 2 nuts!
- Suitable for quick installation.

Part No.	Finish
67020143	BYCRO
67020043	H.D.G.

H.D.G. & S.S. 316 finishes available.

Side Support 60



- For fixing rejiband® 60x60 to the wall or suspending on a rod.

Part No.	Finish
62021060	E.B.
62031060	H.D.G.
62061060	S.S. 316

Reinforced Joint Clamp



- Captive bolt.
- Simplifies assembly.
- 20% improvement in mechanical performance.

Part No.	Finish
64020061	E.B.
64030061	H.D.G.
64060061	S.S. 316

Click Connector



- Quick fitting.
- No bolts.
- No special tools - just bend tabs.
- Electrical continuity guaranteed.

Part No.	Finish
64020030	E.B.
64030030	H.D.G.

Skirting & Trunking

Skirting & Dado Trunking

Ultimate 60

Ultimate 60 is a 3 compartment trunking system with a stylish profile. Ultimate 60 has been designed for use in power and high density CAT5e, CAT6, shielded and 10Gig structured cabling solutions. With adjustable bends and a multiconfigurabe tee, Ultimate 60 has a sleek and contemporary style.

Trunking Assembly



Part No.	Size mm
CA3W	150mm x 60mm x 3m

External Angle



Part No.	Description
CAX3W	External Angle

Internal Angle



Part No.	Description
CAI3W	Internal Angle

Joint Cover



Part No.	Description
CAJ3W	Joint Cover

End Caps



Part No.	Description
CAS3W	End Caps

Flat Angle



Part No.	Description
CAF3W	Flat Angle

Flat Tee



Part No.	Size mm
CAT3W	Flat Tee

Prima to Delta Converter



Part No.	Description
CAC3W	Prima to Delta Converter

Screening Dividers



Part No.	Description
SS60	Screening Divider
SSX60	Ext. Angle Screening Divider
SSI60	Int. Angle Screening Divider

Earth Tags




Part No.	Description
SET1	Earth Tags

Cableline 40

With 3 functional profiles available Cableline 40 trunking offers a quality compact perimeter solution. A reduced projection of 40mm provides a less invasive cable management solution for installations which do not demand large cable capacity.

- Slim 40mm profile depth ensures minimum obstruction into working environments.
- EScrew on corner fittings for added security.
- Pre-drilled base.
- Made from White uPVC.

Trunking Assembly



Cableline 40 - CL3W

- 145 x 40mm

Cableline 40 - CS3W

- 145 x 40mm

Cableline 40 - CP3W

- 145 x 40mm

External Angle




Part No.	Cableline 40 Profile
CLX3	CL3W
CSX3	CS3W
CPX3	CP3W

Internal Angle



Part No.	Cableline 40 Profile
CLI3	CL3W
CSI3	CS3W
CPI3	CP3W

Flat Angle



Part No.	Cableline 40 Profile
CLF3	CL3W
CSF3C	CS3W
CSF3R	CS3W
CPF3	CP3W

Flat Tee




Part No.	Cableline 40 Profile
CLT3	CL3W
CST3	CS3W
CPT3	CP3W

Joint Cover



Part No.	Cableline 40 Profile
CLJ3	CL3W
CSJ3	CS3W
CPJ3	CP3W
CPF3	CP3W

End Caps



Part No.	Cableline 40 Profile
CLS3	CL3W
CSS3L	CS3W LH
CSS3R	CS3W RH
CPS3	CP3W

Power Distribution

Power Poles & Posts

Power Poles and Posts providing electrical and communications services to island workstations in offices.


Power Poles and Posts are a highly cost effective answer to the problem of providing electrical and communications services to island workstations in offices, showrooms and other open-plan spaces.

Available in PVC or aluminium profiles, our power poles and posts comprise two compartments which can be sub-divided, along with accessories including clip in boxes for mounting at any height.

All Power Pole and Posts are supplied as complete ready-to-fit packages with everything necessary for a neat installation.

- Ease of installation - reduces installation time and can be a cost effective solution.
- Easily relocated to facilitate changes in demand or relocations.
- Choice of designs to match installation requirements.
- Stylish profiles and materials allowing installation requirements to be matched.
- Clip in accessory mounting boxes can be installed at any height and can be retro-fitted.

Power Poles



PP18W

PP28W

PP38W

Part No.	Finish	Length
PP18W	Aluminium Spine frame with PVC Body and Lid	3.6m
PP28W	Aluminium Section with PVC Body and Lid	3.6m
PP38W	Aluminium profile with PVC Lid	3.6m

Power Posts



PS1865W

PS2865W

Part No.	Height	Finish
PS1865W	0.65m	Aluminium Spine Frame with PVC Body and Lid
PS2865W	0.65m	Aluminium Section with PVC Body and Lid

Floor Boxes

Supplying power and data via a raised floor solution offers many advantages for the modern office.

Three-Compartment Floor Outlet Boxes for 87mm Mounting Plates



The three-compartment plastic trimmed floor box has a maximum outlet capacity of 3 x 2 gang accessories. The 70mm deep box comes with a steel cover over the empty space next to the 3rd compartment, whereas the 100mm and 130mm deep versions have a plastic cover. The space underneath the cover gives extra cable space / enhanced bending radius to the 3rd compartment.

Part No.	Finish	Depth (mm)	Width (mm)	Length (mm)
INS53070	Grey	170	222	348
INS53100	Grey	100	222	348
INS53130	Grey	130	222	348

Also available in brushed stainless steel.

Mounting Plates for 3-Compartment Floor Boxes

Part No.	Reference	Description
INS55301	Q301	Twin 13A SS0 BS1363 (Complete) (Dual Earth as Standard)
INS55312	Q312	3 x Single 13A S0 BS1363 (Complete)
INS55314	Q314	To Accept Moulded Twin Gang Accessory
INS55321	Q321	To Accept 2 Standard 86mm x 86mm UK Wall Plates (Data Only for CAT5e and CAT6)
INS55322	Q322	To Accept 6 x LJ6C / RJ45 (for CAT5e and CAT6)
INS55325	Q326	Blank Plate
INS55326	Q325	To Accept 8 x LJ6C / RJ45 (for CAT5e and CAT6)



Steel Trunking

Standard Trunking

A whole range of cable trunking and accessories that generally complies with BS EN 50085-2-1:2006.

Manufactured from hot dipped galvanised sheet steel/coil to BS EN 10346:2015 (i.e. pre-galvanised).

Trunking is supplied in 3mtr lengths as standard. Alternative sizes, multi compartment and Powder Coated Finishes are also available upon request.

Trench Cable Trunking range can easily be made compliant to IP4X by using our standard "off the shelf" IP4X Lid Fix Bar & IP4X Outer "U" Piece - simply add one per joint to ensure the installation is compliant.




Part No.	Width mm	Depth mm
ST22	50	50
ST33	75	75
ST42	100	50
ST44	100	100
ST66	150	150

Top Cover Tee



Part No.	Width mm To Suit	Depth mm To Suit
SA22TTC	50	50
SA33TTC	75	75
SA42TTC	100	50
SA44TTC	100	100
SA66TTC	150	150

45° Top Cover Bend



Part No.	Width mm To Suit	Depth mm To Suit
SA2245T	50	50
SA3345T	75	75
SA4245T	100	50
SA4445T	100	100
SA6645T	150	150

90° Top Cover Bend



Part No.	Width mm To Suit	Depth mm To Suit
SA2290T	50	50
SA3390T	75	75
SA4290T	100	50
SA4490T	100	100
SA6690T	150	150

90° Internal Cover Bend



Part No.	Width mm To Suit	Depth mm To Suit
SA2290I	50	50
SA3390I	75	75
SA4290I	100	50
SA4490I	100	100
SA6690I	150	150

90° External Cover Bend



Part No.	Width mm To Suit	Depth mm To Suit
SA2290E	50	50
SA3390E	75	75
SA4290E	100	50
SA4490E	100	100
SA6690E	150	150

Stop End



Part No.	Width mm To Suit	Depth mm To Suit
SA22SE	50	50
SA33SE	75	75
SA42SE	100	50
SA44SE	100	100
SA66SE	150	150

IP4X the Simple Solution - Even for Retrofit

IP4X Lid Fix Bar



IP4X Outer U Piece



Steel Lighting Trunking

Lighting Trunking

A whole range of lighting trunking and accessories that generally complies with BS EN 50085-2-1:2006.

Manufactured from hot dipped galvanised sheet steel/coil to BS EN 10346:2015 (i.e. pre-galvanised).




Part No.	Width mm	Depth mm	Length Mtr
LT1-OG-3M	50	50	3
LT1-OG-3.66M	50	50	3.66
LT1-OG-5M	50	50	5
LT1-OG-6M	50	50	6

90° Flat Bend



Part No.	Width mm to Suit	Depth mm to Suit
LA90T	50	50

Flat Tee



Part No.	Width mm to Suit	Depth mm to Suit
LAFT	50	50

Long Coupler




Part No.	Width mm to Suit	Depth mm to Suit
LALC	50	50

Lighting Trunking Cover



Part No.	Length Mtr	Finish
LTGC	2	Galvanised
LTPC	2	White Plastic

Lighting Fitting Suspension Unit



Part No.	Width mm to Suit
LAFS	50

Stirrup Hanger




Part No.	Width mm to Suit	Fixing Hole mm
LATH/10	50	10
LATH/20	50	20

Cable Tray

Steel Cable Tray

Light Duty Cable Tray Lengths

Manufactured from hot dipped galvanised steel sheet/coil to BS EN 10346:2015 (i.e. pre-galvanised) and generally conforms to BS EN 61537-2007. Also available in Hot Dipped Galvanised and Powder Coated Finish. All lengths supplied in 3 Metres. Wider Sizes and a wider range of accessories are also available. Please refer to www.trenchltd.com for more details



Part No.	Width mm	Depth mm
LDT050TR	50	12
LDT075TR	75	12
LDT100TR	100	12
LDT150TR	150	12
LDT225TR	225	12
LDT300TR	300	19
LDT450TR	450	19
LDT600TR	600	19

Medium Duty Cable Tray Lengths


Manufactured from hot dipped galvanised steel sheet/coil to BS EN 10346:2015 (i.e. pre-galvanised) and generally conforms to BS EN 61537-2007. Also available in Hot Dipped Galvanised and Powder Coated Finish. All lengths supplied in 3 Metres. Wider Sizes and a wider range of accessories are also available. Please refer to www.trenchltd.com for more details



Part No.	Width mm	Depth mm
MDT050TR	50	25
MDT075TR	75	25
MDT100TR	100	25
MDT150TR	150	25
MDT225TR	225	25
MDT300TR	300	25
MDT450TR	450	25
MDT750TR	750	25
MDT900TR	900	25

Heavy Duty Cable Tray Lengths

Manufactured from hot dipped galvanised steel sheet/coil to BS EN 10346:2015 (i.e. pre-galvanised) and generally conforms to BS EN 61537-2007. Also available in Hot Dipped Galvanised and Powder Coated Finish. All lengths supplied in 3 Metres. Wider Sizes and a wider range of accessories are also available. Please refer to www.trenchltd.com for more details



Part No.	Width mm	Depth mm
HDT050TR	50	50
HDT075TR	75	50
HDT100TR	100	50
HDT150TR	150	50
HDT225TR	225	50
HDT300TR	300	50
HDT450TR	450	50
HDT750TR	750	50
HDT900TR	900	50

Flat 90° Bends




Medium Duty

Part No.	Width mm To Suit	Depth mm To Suit
MDT050FB	50	25
MDT075FB	75	25
MDT100FB	100	25
MDT150FB	150	25
MDT225FB	225	25
MDT300FB	300	25
MDT450FB	450	25
MDT600FB	600	25

Heavy Duty

Part No.	Width mm To Suit	Depth mm To Suit
HDT050FB	50	50
HDT075FB	75	50
HDT100FB	100	50
HDT150FB	150	50
HDT225FB	225	50
HDT300FB	300	50
HDT450FB	450	50
HDT600FB	600	50

Flat Tee



Medium Duty

Part No.	Width mm To Suit	Depth mm To Suit
MDT050FT	50	25
MDT075FT	75	25
MDT100FT	100	25
MDT150FT	150	25
MDT225FT	225	25
MDT300FT	300	25
MDT450FT	450	25
MDT600FT	600	25

Heavy Duty

Part No.	Width mm To Suit	Depth mm To Suit
HDT050FT	50	50
HDT075FT	75	50
HDT100FT	100	50
HDT150FT	150	50
HDT225FT	225	50
HDT300FT	300	50
HDT450FT	450	50
HDT600FT	600	50

Wrap Over Coupler



Part No.	Description	Depth mm to Suit
MDTSC	Medium Duty	25
HDTSC	Heavy Duty	50

Overhead Hook Hanger

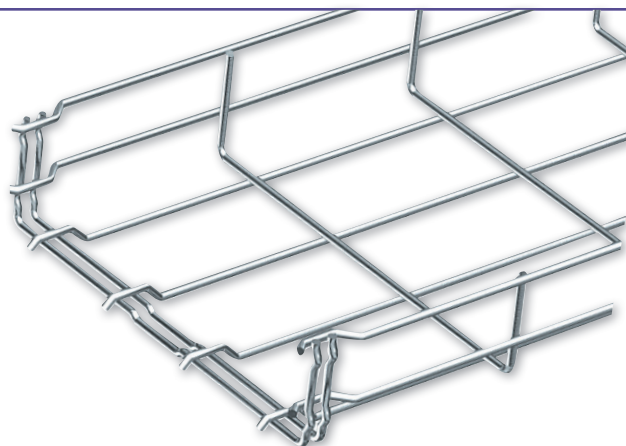


Part No.	Width mm To Suit
T050HH	50
T075HH	75
T100HH	100
T150HH	150
T225HH	225
T300HH	300

OBO Magic Basket Tray

Basket Tray

- Labour Saving Benefits as each length has an Integral Connector simply offer one length to the other and "click" together.
- Electrogalvanized Finish.
- Also available in Stainless Steel, Hot Dipped Galvanised and Powder Coated.
- Tested to E30 & E90 in case of fire.



35mm Deep Basket Tray

- Basket tray fitted with integral connector 35mm deep.

Part No.	Width mm	Wire Diameter mm	Length mm
6000060	50	3.9	3000
6000062	100	3.9	3000
6000063	150	3.9	3000
6000064	200	3.9	3000
6000066	300	4.8	3000

55mm Deep Basket Tray

- Basket tray fitted with integral connector 55mm deep.

Part No.	Width mm	Wire Diameter mm	Length mm
6001441	50	3.9	3000
6001442	100	3.9	3000
6001444	150	3.9	3000
6001446	200	3.9	3000
6001448	300	4.8	3000
6001450	400	4.8	3000
6001451	450	4.8	3000
6001452	500	4.8	3000
6001454	600	4.8	3000

105mm Deep Basket Tray

- Basket tray fitted with integral connector 105mm deep.

Part No.	Width mm	Wire Diameter mm	Length mm
6002402	100	3.9	3000
6002404	150	3.9	3000
6002406	200	4.8	3000
6002408	300	4.8	3000
6002410	400	4.8	3000
6002413	450	4.8	3000
6002415	500	4.8	3000
6002417	600	4.8	3000

Accessories


Joint Connector



- Including FRS M6 x 20 bolt with nut-and-washer assembly.

Part No.	Description
6016596	Joint Connector


Basket to Channel Clip



- Stainless steel, grade 301.

Part No.	Description
6016665	For Screwless Connection onto Channel


Clamping Piece



- Clamp for fastening mesh cable trays on the ground or to a support.

Part No.	Description	Hole Diameter
6015263	Clamping Piece	7mm
6015276	Clamping Piece	11mm


Corner Connector



- Corner Connector.

Part No.	Description
6016715	Corner Connector for Onsite Fabrication of Accessories

Central Suspension Hanger



- Clamp for fastening mesh cable trays on the ground or channel.

Part No.	Description	Hole Diameter
6015220	Suspension Hanger	7mm
6015239	Suspension Hanger	9mm
6015247	Suspension Hanger	11mm

OBO Bettermann Fire Proof Cable & Pipe Holder



- Metal Cable and Pipe Holder for Wall and Ceiling Mounting. Fast Fix Lock can be opened without tools.
- Tested to E30 and E90 in case of fire to meet the latest wiring regulations.
- Also available in Stainless Steel.

Part No.	Type	Internal Dimensions	Pack Pcs
GRIP "M" 15			
2207028	2031 M 15 FS	33x60mm	50
GRIP "M" 30			
2207036	2031 M 30 FS	47x85mm	25
GRIP "M" 70			
2207060	2031 M 70 FS	90x112mm	10

Key: FS Strip Galvanised

Steel Trunking

Lighting Trunking

Full range of accessories available.

Standard Trunking



A complete range of trunking and fittings manufactured to standards as described in BS EN 50085-1:2005 and manufactured throughout in best quality hot dipped galvanised sheet steel BS EN 10346:2009 giving maximum protection from corrosion.


Part No.	Size mm	Length m
TK22	50 x 50	3
TK33	75 x 75	3
TK42	100 x 50	3
TK44	100 x 100	3
TK66	150 x 150	3

90° Outside Lid Bend



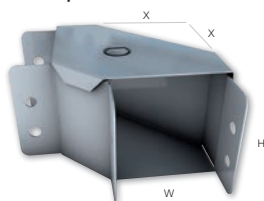
Part No.	W mm	H mm	X mm
GOB22	50	50	86
GOB33	75	75	115
GOB42	100	50	137
GOB44	100	100	137
GOB66	150	150	190

Top Lid Tee




Part No.	W mm	H mm	X mm
GTT22	50	50	86
GTT33	75	75	115
GTT42	100	50	137
GTT44	100	100	137
GTT66	150	150	190

90° Top Lid Bend




Part No.	W mm	H mm	X mm
GTB22	50	50	86
GTB33	75	75	115
GTB42	100	50	137
GTB44	100	100	137
GTB66	150	150	190

90° Inside Lid Bend



Part No.	W mm	H mm	X mm
GIB22	50	50	86
GIB33	75	75	115
GIB42	100	50	137
GIB44	100	100	137
GIB66	150	150	190

Intersection Box



Part No.	W mm	H mm	X mm
ITB22	50	50	86
ITB33	75	75	115
ITB42	100	50	137
ITB44	100	100	137
ITB66	150	150	190

Blank End




Part No.	Dimensions mm
BE22	50 x 50
BE33	75 x 75
BE42	100 x 50
BE44	100 x 100
BE66	150 x 150

Steel Lighting Trunking

Full range of accessories available.


Lighting Trunking



Unitrunk Lighting Trunking is manufactured from galvanised sheet steel to BS EN 10346:2009, giving maximum protection from corrosion and excellent earth continuity.

Part No.	Size mm	Length m
LT223	50 x 50	3
LT223.5	50 x 50	3.5
LT224.5	50 x 50	4.5
LT226	50 x 50	6


Fitting Suspension



With brass brush and steel lock nuts.

Part No.	X mm	Y mm
FSL22	62	55

Galvanised Snap-In Lid



Part No.	Size mm	Length m
GCL2	50 x 50	2

Long Coupling



Part No.	Dimensions mm
LCL22	50 x 50


Hanger Bracket

Other sizes available on request.



Part No.	W mm	H mm	X mm
HBL22	55	85	10

White Plastic Snap-In Lid



Part No.	W mm	Length m
WPL22	50	3

Blank End



Part No.	Dimensions mm
BE22	50 x 50

Cable Tray & Ladders


UNITRUNK

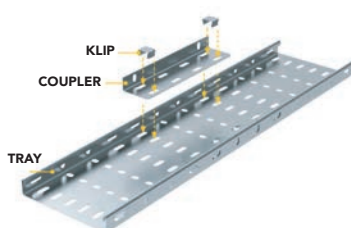
UniKlip Steel Cable Tray

Light Duty Cable Tray



All light duty tray lengths up to and including KLLD225T come complete with swaged end for ease of coupling and to eliminate the need for couplers). KLLD300T and above require the use of couplers. A range of gauges are available on request. Pre-galvanised to BS EN 10346:2009.

Part No.	Size mm	Length m
KLLD50T	50	3
KLLD75T	75	3
KLLD100T	100	3
KLLD150T	150	3
KLLD225T	225	3
KLLD300T	300	3
KLLD450T	450	3
KLLD600T	600	3
LD750T	750	3
LD900T	900	3



Medium Duty Cable Tray



Pre-galvanised mild steel to BS EN 10346:2009 or galvanised in accordance with BS EN ISO1461 and conforms to BS 61537:2007.

Part No.	Size mm	Length m
KLMR50T	50	3
KLMR75T	75	3
KLMR100T	100	3
KLMR150T	150	3
KLMR225T	225	3
KLMR300T	300	3
KLMR450T	450	3
KLMR600T	600	3
MR750T	750	3
MR900T	900	3



Heavy Duty Cable Tray



Pre-galvanised mild steel to BS EN 10346:2009 or galvanised in accordance with BS EN ISO1461 and conforms to BS 61537:2007.


Part No.	Size mm	Length m
KLHR50T	50	3
KLHR75T	75	3
KLHR100T	100	3
KLHR150T	150	3
KLHR225T	225	3
KLHR300T	300	3
KLHR450T	450	3
KLHR600T	600	3
HRT750	750	3
HRT900	900	3



Full range of accessories available.

Wire Basket Tray

EasyConnect Wire Basket Tray



A strong yet flexible solution is needed to meet the demands of the power, data and systems cabling being installed in modern buildings. The patented EasyConnect Cable Basket system provides that solution. Adhering to the RIS (Rapid Installation Systems) philosophy, the integral coupler simply pushes together to form a secure joint, no additional couplers or special tools are required. Manufactured to comply with BS EN 61537, EasyConnect meets all the load test and earth continuity requirements of the standard.

Electro Zinc Plated - 30mm Side Height

Part No.	Width mm	Wire Ø mm	Length m
EC30.060EZ	60	3.9	3
EC30.100EZ	100	3.9	3
EC30.150EZ	150	3.9	3
EC30.200EZ	200	3.9	3
EC30.300EZ	300	4.3	3


Electro Zinc Plated - 60mm Side Height

Part No.	Width mm	Wire Ø mm	Length m
EC60.060EZ	60	3.9	3
EC60.100EZ	100	3.9	3
EC60.150EZ	150	3.9	3
EC60.200EZ	200	3.9	3
EC60.300EZ	300	4.3	3
EC60.400EZ	400	4.8	3
EC60.450EZ	450	4.8	3
EC60.500EZ	500	4.8	3
EC60.600EZ	600	4.8	3

Products are also available in Hot Dipped Galvanised and Stainless Steel.

Cable Ladder

Speedway Cable Ladder Systems



The Speedway Cable Ladder System represents a major advance in cable ladder design, providing faster and easier installation, a unique coupler locking system and a comprehensive range of accessories.

Part No.	Side Wall Height mm	Length m
SW4	110	3
SW5	125	3
SW6	150	3

A full range of fittings to suit each ladder system is available and includes integral couplers.

Steel Conduit & Fixings

Steel Conduit Tube



- Authorised for use by London Underground.
- Hot Dip Galvanised internally & externally.
- Complies to Class 4 corrosion resistance.

Part No.	Size	Length	Compliant to
GC20	20mm	3.75mtr	BS EN 61386-1
GC20/3	20mm	3mtr	BS EN 61386-1
GC25	25mm	3.75mtr	BS EN 61386-1
GC25/3	25mm	3mtr	BS EN 61386-1
GC32	32mm	3.75mtr	BS EN 61386-1
GC4	1.5"	3.75mtr	BS 31*
GC5	2"	3.75mtr	BS 31*

* BS 31 no longer in effect - Metpro product conforms to general requirements now part of BS EN 61386-1

Easyfit Channel Nut

- Offers up to 30% installation time saving.
- Easy and fast assembly with one hand.
- One size fits all strut depths.
- RoHS compliant.



Part No.	Size
CN6	M6
CN8	M8
CN10	M10
CN12	M12

Chapter 52® Fire Resistant Range

- Fully compliant to BS 7671.
- Ensure cables are retained in the event of a fire.
- UK tested to BS 8434-2 for 100% confidence.
- designed for use with PVC conduit or trunking.

**Cable Clips
(PVC Trunking)**



Part No.	For Trunking Size
FRC25	25 x 16mm
FRC40	32 - 40mm base
FRC50	42 - 50mm base

**White Spacer
Bar Saddles
(PVC Conduit)**



Part No.	For Conduit Size
SBS20WH	20mm
SBS25WH	25mm

Steel Conduit Fittings

- Authorised for use by London Underground

**Terminal Boxes
Galvanised
(1 Way)**



Part No.	Size
MB1G	20mm
MB8G	25mm

**Through Boxes
Galvanised
(2 Way)**



Part No.	Size
MB2G	20mm
MB9G	25mm

**Angle Boxes
Galvanised
(2 Way)**



Part No.	Size
MB3G	20mm
MB10G	25mm

**Tee Boxes
Galvanised
(3 Way)**



Part No.	Size
MB4G	20mm
MB11G	25mm

**Intersection
Boxes
Galvanised
(4 Way)**



Part No.	Size
MB5G	20mm
MB12G	25mm

**Branch U Boxes
Galvanised
(2 Way)**



Part No.	Size
MB6G	20mm
MB13G	25mm

**Spacer Bar
Saddles
Galvanised**



Part No.	Size
SBS20G	20mm
SBS25G	25mm
SBS32G	32mm
SBS38G	1.5"
SBS50G	2"

**Distance
Saddles
Galvanised**



Part No.	Size
DS1G	20mm
DS2G	25mm
DS3G	32mm
DS4G	1.5"
DS5G	2"

- Black Enamel finish available on most steel conduit accessories - please enquire for full details

**Inspection
Bend
Galvanised**



Part No.	Size
IB1G	20mm
IB2G	25mm
IB3G	32mm

**Inspection
Elbow
Galvanised**




Part No.	Size
IE1G	20mm
IE2G	25mm
IE3G	32mm

**Solid
Couplers**



Part No.	Size
SC1G	20mm
SC2G	25mm
SC3G	32mm
SC4G	1.5"
SC5G	2"

**Male Brass
Bushes:
Short**



Part No.	Size
MBBS1	20mm
MBBS2	25mm
MBBS3	32mm
MBBS4	1.5"
MBBS5	2"

Round Steel Conduit

Round Steel Conduit



Size mm	Length Meters	Length Meters	Material
20	3.0	3.75 & 3.0	Galvanised
25	3.0	3.75 & 3.0	Galvanised

1 Way Terminal Box



Size mm	Material
20	Galvanised
25	Galvanised

2 Way Terminal Box



Size mm	Material
20	Galvanised
25	Galvanised

2 Way Angle Box



Size mm	Material
20	Galvanised
25	Galvanised

2 Way Branch U Box



Size mm	Material
20	Galvanised
25	Galvanised

3 Way Tee Box



Size mm	Material
20	Galvanised
25	Galvanised

3 Way Branch Y Box



Size mm	Material
20	Galvanised
25	Galvanised

4 Way Intersection Box



Size mm	Material
20	Galvanised
25	Galvanised

4 Way Twin Through H Box



Size mm	Material
20	Galvanised
25	Galvanised

Inspection Bend



Size mm	Material
20	Galvanised
25	Galvanised

Inspection Tee



Size mm	Material
20	Galvanised
25	Galvanised

Distance Saddle



Size mm	Material
20	Galvanised
25	Galvanised

Spacer Bar Saddle



Size mm	Material
20	Galvanised
25	Galvanised

Dome Plates



Size mm	Material
20	Alloy
25	Alloy

Hook Plate



Size mm	Material
-	Alloy

Screwed Male Hooks



Size mm	Material
20	Alloy
25	Alloy

Bonding Nipples



Size mm	Material
20	Alloy
25	Alloy

Jack Chain



Size mm	Material
10 (10 mtr box)	Galvanised

Crampets



Size mm	Material
20	Galvanised
25	Galvanised

TRS Weathertight Glands




Size mm	Material
20	Brass
25	Brass

Brass Slotted Plugs



Size mm	Material
20	Brass
25	Brass

Box Lids & Gaskets



Description	Material
Lid	Galvanised
Gasket	Rubber

Tap & Die Set



Description
20/25 Stock Tap & Die Set

Round Steel Conduit

Galvanising
Spray



Description
Galvanising Spray

Cutting
Compound



Description
Temaxol Cutting Compound

Yellow 77
Lubricant



Description
Yellow 77 Lubricant

Reducers




Size mm	Material
25 - 20	Galvanised
32 - 20	Galvanised
32 - 25	Galvanised

Screwed
Nipples



Size mm	Material
25 - 20	Steel
32 - 20	Steel
32 - 25	Steel

Straight
Couplers



Size mm	Material
20	Galvanised
25	Galvanised
32	Galvanised
1½"	Galvanised
2"	Galvanised

Locking Rings



Size mm	Material
20	Steel
25	Steel
32	Steel
1½"	Steel
2"	Steel

Hexagonal
Locknuts




Size mm	Material
20	Galvanised
25	Galvanised
32	Galvanised
1½"	Galvanised
2"	Galvanised

Male Bushes



Size mm	Description
20	Long / Short
25	Long / Short
32	Long / Short
1½"	Long / Short
2"	Long / Short

Female Bushes



Size mm	Description
20	Female
25	Female
32	Female
1½"	Female
2"	Female


Steel Adaptable Boxes

Part No.	Size (mm)
SAB3315	75 x 75 x 37
SAB332	75 x 75 x 50
SAB333	75 x 75 x 75
SAB4415	100 x 100 x 37
SAB442	100 x 100 x 50
SAB443	100 x 100 x 75
SAB444	100 x 100 x 100
SAB632	150 x 75 x 50
SAB633	150 x 75 x 75
SAB642	150 x 100 x 50
SAB643	150 x 100 x 75
SAB644	150 x 100 x 100
SAB662	150 x 150 x 50
SAB663	150 x 150 x 75
SAB664	150 x 150 x 100
SAB932	225 x 75 x 50
SAB962	225 x 150 x 50
SAB964	225 x 150 x 100
SAB993	225 x 225 x 75
SAB994	225 x 225 x 100
SAB1263	300 x 150 x 75
SAB1294	300 x 225 x 100
SAB12123	300 x 300 x 75
SAB12124	300 x 300 x 100
SAB12126	300 x 300 x 150



APPLEBY

- Boxes conform to IEC 60670-1 where applicable.
- Choice of finishes, either black epoxy polyester, pre-coated galvanised steel or hot-dipped galvanised.
- Boxes are available with either knockouts or plain sides.
- Lids are flanged with drawn corners.



Flexible Conduit



Non-Metallic Conduit

Type PA - Standard Weight



- Material: Polyamide (Nylon) 6.
- Colour: Black, Grey.

Part No.	Nominal Conduit Size	NW Conduit Size	Conduit Pitch	Outside Diameter	Inside Diameter	Min. Bend Radius	Reel Length Black	Reel Length Grey
PAFS10	10mm	7.5	Fine	10mm	6.5mm	15mm	50m	50m
PAFS13	13mm	10	Fine	13mm	9.6mm	25mm	50m	50m
PAFS16	16mm	13	Fine	15.8mm	11.8mm	35mm	10/25/50m	50m
PAFS21	21mm	17	Fine	21.2mm	16.5mm	45mm	10/25/50m	50m
PAFS28	28mm	23	Fine	28.5mm	22.6mm	50mm	10/25/50m	50m
PACS28	28mm	23	Coarse	28.5mm	21.7mm	50mm	10/25/50m	50m
PAFS34	34mm	29	Fine	34.5mm	28.8mm	60mm	10/25/50m	50m
PACS34	34mm	29	Coarse	34.5mm	27.7mm	60mm	10/25/50m	50m
PACS42	42mm	36	Coarse	42.5mm	35.2mm	65mm	10/25m	25m
PACS54	54mm	48	Coarse	54.5mm	46.5mm	75mm	10/25m	25m
PACS80	80mm	70	Coarse	79.3mm	67.0mm	160mm	10m	10m
PACS106	106mm	95	Coarse	106.0mm	91.5mm	210mm	10m	10m

To order quote Part No., colour & reel length, e.g. PAFS13/BL/50M

Type PA - Heavy Weight



- Material: Polyamide (Nylon) 6
- Colour: Black, Grey

Part No.	Nominal Conduit Size	54NW Conduit Size	Conduit Pitch	Outside Diameter	Inside Diameter	Min. Bend Radius	Reel Length Black	Reel Length Grey
PAFH13	13mm	10	Fine	13mm	9mm	35mm	50m	50m
PAFH16	16mm	13	Fine	15.8mm	11.3mm	45mm	50m	50m
PACH21	21mm	17	Coarse	21.2mm	14.5mm	60mm	50m	50m
PACH28	28mm	23	Coarse	28.5mm	21.3mm	70mm	50m	50m
PACH34	34mm	29	Coarse	34.5mm	26.8mm	75mm	50m	50m
PACH42	42mm	36	Coarse	42.5mm	34.6mm	90mm	50m	50m
PACH54	54mm	48	Coarse	54.5mm	46.0mm	95mm	50m	50m

To order quote Part No., colour & reel length, e.g. PAFH13/BL/50M

Type A - Adaptalok



- Straight fitting - fixed external male thread.
- For insertion into knockouts using a locknut.
- Locknut supplied with metric thread only.
- Materials: Polyamide (Nylon) 66.
- Colours: Black (BL), Grey (GR).

Part No.	Nominal Conduit Size	Metric Thread
AL10/M12/A*	10mm	M16
AL13/M16/A*	13mm	M16
AL13/M20/A*	13mm	M20
AL16/M16/A	16mm	M16
AL16/M20/A	16mm	M20
AL21/M20/A	21mm	M20
AL21/M25/A	21mm	M25
AL28/M25/A	28mm	M25
AL28/M32/A	28mm	M32
AL34/M32/A	34mm	M32
AL34/M40/A	34mm	M40
AL42/M40/A	42mm	M40
AL42/M50/A	42mm	M50
AL54/M50/A	54mm	M50
AL54/M63/A	54mm	M63

*These parts are not covered by the RU certification

Type A - Adaptalok ATS™



- Straight fitting - fixed external male thread.
- For insertion into knockouts using a locknut.
- Locknut supplied with metric thread.
- Materials: Polyamide (Nylon) 66 / TPE
- Colours: Black (BL), Grey (GR) / Yellow (Y) Elastomer.

Part No.	Nominal Conduit Size	Metric Thread
AT13/M16/A	13mm	M16
AT16/M16/A	16mm	M16
AT16/M20/A	16mm	M20
AT21/M20/A	21mm	M20
AT21/M25/A	21mm	M25
AT28/M25/A	28mm	M25
AT28/M32/A	28mm	M32
AT34/M32/A	34mm	M32
AT34/M40/A	34mm	M40
AT42/M40/A	42mm	M40
AT42/M50/A	42mm	M50
AT48/M50/A	48mm	M50
AT54/M50/A	54mm	M50
AT54/M63/A	54mm	M63

To order quote Part No., body colour & Elastomer colour, e.g. AT21/M20/A/BLY

Flexible Conduit



Metallic Conduit

Type S - Adaptasteel



- Inherent low fire hazard steel conduit.
- Material: Galvanised steel - general purpose.

Part No.	Nominal Conduit Size	Outside Diameter	Inside Diameter	Min. Bend Radius	Reel Length
S10	10mm	9.1mm	7.0	25	25/50m
S12	12mm	13.0mm	10.3	30	10/25/50m
S16	16mm	16.0mm	13.0	35	10/25/50m
S20	20mm	20.5mm	16.9	45	10/25/50m
S25	25mm	25.0mm	21.4	55	10/25/50m
S32	32mm	32.0mm	28.1	60	10/25m
S40	40mm	42.5mm	37.7	80	10/25m
S50	50mm	53.0mm	48.8	90	10/25m
S63	63mm	62.5mm	57.5	115	10m
S75	75mm	77.0mm	70.0	150	10m

To order quote Part No. & reel length, e.g. S12/25M

Type SP - Adaptasteel



- Liquid resistant general purpose covered steel flexible conduit.
- Material: PVC covered galvanised steel.
- Colour: Black, Grey and Orange.

Part No.	Nominal Conduit Size	Outside Diameter	Inside Diameter	Min. Bend Radius	Reel Length
SP10	10mm	10.0mm	6.8mm	25mm	25/50m
SP12	12mm	14.0mm	10.3mm	30mm	25/50m
SP16	16mm	17.0mm	13.0mm	35mm	10/25/50m
SP20	20mm	21.5mm	16.9mm	45mm	10/25/50m
SP25	25mm	26.0mm	21.4mm	55mm	10/25/50m
SP32	32mm	34.0mm	28.1mm	60mm	10/25m
SP40	40mm	44.5mm	37.7mm	80mm	10/25m
SP50	50mm	55.0mm	48.4mm	90mm	10/25m
SP63	63mm	64.5mm	57.5mm	115mm	10m
SP75	75mm	79.0mm	70.0mm	150mm	10m

To order quote Part No. colour & reel length, e.g. SP12/BL/25M

Contractor Packs

LFH Convenience Packs

- Nylon conduit with Adaptalok one-piece, fast fit, push and twist fittings.
- Black.
- IP66.


Part No.	Description	Fittings/Locknuts
CP-AF20A	10m Black Type PA LFH Nylon 6, 20mm Ø	10/10
CP-AF25A	10m Black Type PA LFH Nylon 6, 25mm Ø	10/10



Budget Convenience Packs

- Type PP Polypropylene conduit with Adaptalok onepiece, fast fit, push and twist fittings.
- Grey.
- IP54.

Part No.	Description	Fittings/Locknuts
CP-AF20BS-PP	10m Grey Type PP Polypropylene, 20mm Ø	10/10
CP-AF25BS-PP	10m Grey Type PP Polypropylene, 25mm Ø	10/10
CP-AF20A-APP	Pack of 10 Grey Fittings (Straight), 20mm Ø	10/0
CP-AF25A-APP	Pack of 10 Grey Fittings (Straight), 25mm Ø	10/0



Liquid Resistant Convenience Pack

- Type SP Adaptasteel PVC covered steel conduit with fixed and swivel fittings.
- PVC covered galvanised steel.
- Black.
- IP54.


Part No.	Description
CP-AF20SP-BS	10m Black Type SP PVC Covered Steel, 20mm Ø 5x Fixed Male Fittings, 5x Swivel Male Fittings, 10x Locknuts



Fittings & Accessories

Type A - Adaptasteel SP


- Straight fitting - fixed external male thread.
- For insertion into knockouts using a locknut.
- Order locknuts separately.
- Materials: Nickel Plated Brass.



Part No.	Nominal Conduit Size	Metric Thread
SP10/M12/A	10mm	M12
SP12/M16/A	12mm	M16
SP16/M16/A	16mm	M16
SP16/M20/A	16mm	M20
SP20/M20/A	20mm	M20
SP25/M25/A	25mm	M25
SP32/M32/A	32mm	M32
SP40/M40/A	40mm	M40
SP50/M50/A	50mm	M50
SP63/M63/A	63mm	M63
SP75/M75/A	75mm	M75

Type A - Adaptasteel S


- Straight fitting - fixed external male thread.
- For insertion into knockouts using a locknut.
- Order locknuts separately.
- Materials: Nickel Plated Brass.



Part No.	Nominal Conduit Size	Metric Thread
S10/M12/A	10mm	M12
S12/M16/A	12mm	M16
S16/M16/A	16mm	M16
S16/M20/A	16mm	M20
S20/M20/A	20mm	M20
S25/M25/A	25mm	M25
S32/M32/A	32mm	M32
S40/M40/A	40mm	M40
S50/M50/A	50mm	M50
S63/M63/A	63mm	M63
S75/M75/A	75mm	M75

Type B - Adaptasteel

- Straight fitting - swivel external male thread.
- For insertion into threaded entries & knockouts using a locknut.
- Order locknuts separately.
- Materials: Nickel Plated Brass.



Part No.	Nominal Conduit Size	Metric Thread
S10/M12/B	10mm	M12
S12/M16/B	12mm	M16
S16/M16/B	16mm	M16
S16/M20/B	16mm	M20
S20/M20/B	20mm	M20
S25/M25/B	25mm	M25
S32/M32/B	32mm	M32
S40/M40/B	40mm	M40
S50/M50/B	50mm	M50

Type B - Adaptasteel

- Straight fitting - swivel external male thread.
- For insertion into threaded entries & knockouts using a locknut.
- Order locknuts separately.
- Materials: Nickel Plated Brass.



Part No.	Nominal Conduit Size	US Conduit Size	Metric Thread
SPL16/M16/B	16mm	3/8"	M16
SPL16/M20/B	16mm	3/8"	M20
SPL20/M20/B	20mm	1/2"	M20
SPL25/M25/B	25mm	3/4"	M25
SPL32/M32/B	32mm	1"	M32

Accessories

Type P

- P-clip conduit support.
- Materials: Plated steel or stainless steel construction with PVC insert.

Plated Steel Part No.	Stainless Steel Part No.	Nominal Conduit Size
PCLIP/10	-	10
PCLIP/12	-	12
PCLIP/16	PCLIP/16SS	16
PCLIP/20	PCLIP/20SS	20
PCLIP/25	PCLIP/25SS	25
PCLIP/32	PCLIP/32SS	32
PCLIP/40	-	40
PCLIP/50	-	50
PCLIP/63	-	63
PCLIP/75	-	75



Type LNB/LNS

- Metallic locknuts.
- Materials: Nickel Plated Brass, galvanised steel.

Nickel Plated Brass Part No.	Galvanised Steel Part No.	Metric Thread
LNB/M12X1	-	M12 x 1.0
LNB/M12	-	M12 x 1.5
LNB/M16	LNS/M16	M16
LNB/M20	LNS/M20	M20
LNB/M25	LNS/M25	M25
LNB/M32	LNS/M32	M32
LNB/M40	-	M40
LNB/M50	-	M50
LNB/M63	-	M63
LNB/M75	-	M75

Flexible Conduit

Contractor Packs

Polypropylene - FPP - IP66

Conduit

- 10 metres of polypropylene FPP20 or FPP25.
- Temperature range -20°C to +90°C.
- Self extinguishing.
- To specify grey change B to a G eg: FPP-CP20G.



Fittings

- 10 Flexilok (PP) fittings and locknuts FLK20-M20-PP or FLK25-M25-PP.
- IP66.
- One part, fast fit.

Part No.	Description	Thread
FPP-CP20B	Contractor Pack	M20
FPP-CP25B	Contractor Pack	M25

Nylon - FPAS - IP66

Conduit

- 10 metres of standard weight nylon PA6 FPAS21 or FPAS25.
- Low fire hazard.
- Halogen free.

**STANDARD
LOW FIRE
HAZARD**


Fittings

- Temperature range -40°C to +120°C.
- 10 FPA fittings & locknuts FPA21-M20B or FPA25-M25B.
- One part, fast fit offering high tensile strength.

Part No.	Description	Thread
FPAS-CP21B	Contractor Pack	M20
FPAS-CP25B	Contractor Pack	M25

Non-Metallic Flexible Conduit

FPAS - Nylon

Construction: Standard weight, flame retardant nylon (PA6) corrugated flexible conduit. Colour black.

Typical Applications: All types of machinery, public buildings.



Other sizes available.

**STANDARD
LOW FIRE
HAZARD**

Part No.	Size	Reel Length
FPAS20	20mm	50m
FPAS21	21mm	25, 50m
FPAS25	25mm	25, 50m
FPAS28	28mm	25, 50m

FLK - IP66

Straight External Thread

One piece, slim, fast fit, external threaded fitting suitable for knockouts or threaded entries. (Supplied with locknuts).



Part No.	Size	Metric Thread
FLK20-M20B	20mm	M20
FLK21-M20B	21mm	M20
FLK25-M25B	25mm	M25
FLK28-M25B	28mm	M25

FPA - IP66

Straight External Thread

One piece, fast fit, external threaded fitting. Suitable for knockouts or threaded entries. Offers high tensile strength.



Part No.	Size	Metric Thread
FPA20-M20	20mm	M20
FPA21-M20	21mm	M20
FPA25-M25	25mm	M25
FPA28-M25	28mm	M25

FPAU - IP66, IP67, IP68, IP69

Straight External Thread

One piece fast fit, external threaded fitting with integrated conduit seal. Suitable for knockouts or threaded entries.



Part No.	Size	Metric Thread
FPAU21-M20	21mm	M20
FPAU28-M25	28mm	M25

FCL - Conduit Clip with Integral Lid

Nylon PA66 conduit clip with integral lid for increased security. Incorporates internal ribs to prevent conduit from pulling through.



Part No.	Size
FCL20	20mm
FCL21	21mm
FCL25	25mm
FCL28	28mm

FLK90 - IP66

90° Elbow External Thread

One piece, slim, fast fit, external threaded 90° elbow fitting suitable for knockouts. (Supplied with locknuts).



Part No.	Size	Metric Thread
FLK20-M20-90B	20mm	M20
FLK21-M20-90B	21mm	M20
FLK25-M25-90B	25mm	M25
FLK28-M25-90B	28mm	M25

FPA90 - IP66

90° Elbow External Thread

One piece, fast fit, external threaded 90° elbow fitting. Suitable for knockouts. Offers high tensile strength.




Part No.	Size	Metric Thread
FPA20-M20-90	20mm	M20
FPA21-M20-90	21mm	M20
FPA25-M25-90	25mm	M25
FPA28-M25-90	28mm	M25

FPAU90 -

IP66, IP67, IP68, IP69

90° Elbow External Thread

One piece fast fit, external threaded 90° elbow fitting with integrated conduit seal. Suitable for knockouts.



Part No.	Size	Metric Thread
FPAU21-M20-90	21mm	M20
FPAU28-M25-90	28mm	M25

FPC - Spiral Reinforced PVC

Construction: Smooth bore, helically formed PVC, flexible conduit with spiral pvc rein- forcement & flexible PVC jacket. Colour black.

Typical Applications: Routing of cables within machines.



Part No.	Size	Reel Length
FPC20B	20mm	30m
FPC25B	25mm	30m
FPC32B	32mm	10, 30m

MPC - IP66 Straight

Nylon Compression Fitting External Thread

2 part compression fitting with internal spigot and all round external teeth to grip conduit. Available in black or grey (RAL 7001).



Part No.	Size	Metric Thread
MPC-20-M20	20mm	M20
MPC-25-M25	25mm	M25
MPC-32-M32	32mm	M32

MPC90 - IP66

Elbow Nylon Compression Fitting External Thread

2 part compression, 90° elbow fitting with internal spigot and all round external teeth to grip conduit. Available in black or grey (RAL 7001).



Part No.	Size	Metric Thread
MPC-20-M20	20mm	M20
MPC-25-M25	25mm	M25
MPC-32-M32	32mm	M32



Flexible Conduit

Metallic Flexible Conduit

FSU - IP54 - Coated Steel

Construction: Galvanised steel, helically wound, flexible conduit with pvc coating. Colour black.

Typical Applications: General factory wiring and connections to machines.



Part No.	Size	Reel Length
FSU20B	20mm	10, 25, 50m
FSU25B	25mm	10, 25, 50m
FSU32B	32mm	10, 25m

Other sizes available.

M - IP54 - Fixed External Thread Nickel Plated Brass


Two part fitting comprising shell and body with external thread. This fitting can be inserted into a knockout and secured with a locknut.



Part No.	Size	Metric Thread
FSU20-M20-M	20mm	M20
FSU25-M25-M	25mm	M25
FSU32-M32-M	32mm	M32

S - IP54 - Swivel External Thread Nickel Plated Brass

Two part fitting comprising shell and body. The external thread swivels about the main body. Can be used with threaded entries, or knockout secured with a locknut.



Part No.	Size	Metric Thread
FSU20-M20-S	20mm	M20
FSU25-M25-S	25mm	M25
FSU32-M32-S	32mm	M32

FU - IP40 - Bare Steel

Construction: Galvanised steel, helically wound, flexible conduit. Colour zinc, self colour.

Typical Applications: Underfloor wiring in office blocks.

**INHERENT
LOW FIRE
HAZARD**




Part No.	Size	Reel Length
FU20	20mm	10, 25, 50m
FU25	25mm	10, 25, 50m
FU32	32mm	10, 25m

Other sizes available.

M - IP40 - Fixed External Thread Nickel Plated Brass

Two part fitting comprising shell and body with external thread. This fitting can be inserted into a knockout and secured with a locknut.



Part No.	Size	Metric Thread
FU20-M20-M	20mm	M20
FU25-M25-M	25mm	M25
FU32-M32-M	32mm	M32

S - IP40 - Swivel External Thread Nickel Plated Brass

Two part fitting comprising shell and body. The external thread swivels about the main body. Can be used with threaded entries, or knockout secured with a locknut.



Part No.	Size	Metric Thread
FU20-M20-S	20mm	M20
FU25-M25-S	25mm	M25
FU32-M32-S	32mm	M32

High IP Rating IP66 + IP67 + IP68 (5 bar) + IP69

LTP Liquid Tight - Coated Steel

Construction: Galvanised steel, helically wound, flexible conduit with smooth oil resistant and high temperature pvc cover. Colour black.

Typical Applications: Machine tools or outdoor installations where liquid tight is a requirement.



Part No.	Size	Reel Length
LTP20B	20mm	10, 25, 50m
LTP25B	25mm	10, 25, 50m
LTP32B	32mm	10, 25m

C - External Thread Nickel Plated Brass

Multipart compression fitting including nylon seal. Can be used for knockout or threaded entries as fitting rotates until tightened.



Part No.	Size	Metric Thread
LTP20-M20-C	20mm	M20
LTP25-M25-C	25mm	M25
LTP32-M32-C	32mm	M32

C45 - External Thread Nickel Plated Brass

45° multipart compression fitting including nylon seal. Can be used for knockout.



Part No.	Size	Metric Thread
LTP20-M20-C45	20mm	M20
LTP25-M25-C45	25mm	M25
LTP32-M32-C45	32mm	M32

C90 - External Thread Nickel Plated Brass

90° multipart compression fitting including nylon seal. Can be used for knockout.



Part No.	Size	Metric Thread
LTP20-M20-C90	20mm	M20
LTP25-M25-C90	25mm	M25
LTP32-M32-C90	32mm	M32

Wiring Accessories



13A Socket Outlets



Round Edge	Square Edge	Description
821	921	1 Gang Single Pole Switched
822	922	2 Gang Single Pole Switched
822DP	922DP	2 Gang Double Pole Switched
823	923	1 Gang Unswitched
824	924	2 Gang Unswitched
825	925	1 Gang Switched with Power Indicator
826	926	2 Gang Switched with Power Indicator

Flex Outlet Plate



Round Edge	Square Edge	Description
858	954	25A Outlet Plate Bottom Entry 20A Outlet Plate

10AX Plateswitches



Round Edge	Square Edge	Description
811	911	10A 1 Gang 1 Way
812	912	1 Gang 2 Way
813	913	10A 1 Gang Intermediate
814	914	10A 1 Gang 1 Way Bell Push
842	942	2 Gang 2 Way
843	943	3 Gang 2 Way
844	944	4 Gang 2 Way
846	946	6 Gang 2 Way
847		1 Gang 2 Way Architrave Switch
848		2 Gang 2 Way Architrave Switch
849		1 Gang 2 Way Retractive Architrave Switch Labelled "Press"

45A Cooker Control Units



Round Edge	Square Edge	Description
870	970	45A 13A Switched Socket with Power Indicator
871	971	45A DP 13A Switched Socket

13 Amp Connection Units



Round Edge	Square Edge	Description
850	950	Switched
852	951	Switched with Power Indicator
	953	3A Unswitched
854	952	13A Unswitched
856		Unswitched with Power Indicator
851		Switched with Flex Outlet Deep
853		Switched With Indicator Flex Outlet Deep
855		Flex Outlet Unswitched Deep
857		1 Flex Outlet Unswitched with Indicator Deep

Data, Telephone & TV Outlets



Round Edge	Square Edge	Description
860	960	1 Gang Co-Ax
861	961	2 Gang Co-Ax
862	962	1 Gang Isolated Co-Ax
863	963	2 Gang Isolated Co-Ax
864	964	1 Gang F-Type Satellite
865	965	2 Gang F-Type Satellite & Co-Ax
866	966	2 Gang Dplx Co-Ax FM/TV
867		3 Gang TV/FM/Sat Triplex Screened
868		Triplex With BT Outlet And Co Ax Return Screened
869		Quadflex 2x Sat with BT Outlet & Co-Ax Returned Screened

Telephone Outlets

8BTM/1	9BTM/1	1 Gang Master Screw Type
8BTM/2	9BTM/2	2 Gang Master Screw Type
8BTS/1	9BTS/1	1 Gang Slave Screw Type
8BTS/2	9BTS/2	2 Gang Slave Screw Type
8BTMI/1	9BTMI/1	1 Gang Master IDC Type
8BTMI/2	9BTMI/2	2 Gang Master IDC Type
8BTSI/1	9BTSI/1	1 Gang Slave IDC Type
8BTSI/2	9BTSI/2	2 Gang Slave IDC Type

Data Outlets

8RJ11/1	9RJ11/1	RJ11 1 Gang Screw Type
8RJ11/2	9RJ11/2	RJ11 2 Gang Screw Type
8RJ45/1	9RJ45/1	RJ45 1 Gang IDC Type
8RJ45/2	9RJ45/2	RJ45 2 Gang IDC Type

N.B Full range available, contact your local branch for more details

DP Switches



Round Edge	Square Edge	Description
830	930	20A DP Flex Outlet
831	931	20A DP Flex Outlet with Power Indicator
832		20A DP Flex Outlet Deep
832WH	932	20A DP Labeled *Water Heater*
833		20A DP Flex Outlet with Indicator Deep
833WH	933	20A DP with Indicator Labeled *Water Heater*
	934	32A DP with Neon Indicator
872	972	45A DP with Indicator Double Plate
873	973	45A DP Double Plate
874	974	45A DP with Indicator Single Plate
875	975	45A DP Single Plate

Metalclad Accessories



Part No.	Description
13 Amp Socket Outlets	
MC521	13A 1 Gang Double Pole Switched Socket
MC522	2 Gang Switched Socket
MC523	13A 1 Gang Unswitched Socket
MC524	13A 2 Gang Unswitched Socket
10 Amp Switches	
MC512	10A 1 Gang 2 Way
MC542	10A 2 Gang 2 Way
MC543	10A 3 Gang 2 Way
MC544	10A 4 Gang 2 Way
MC513	10A Plate Switch Intermediate
MC514	10A Plate Switch Bell Push
MC515	10A Plate Switch Fan Isolator
13 Amp Fused Connection Unit	
MC550F	Fused Connection Unit Switch with Flex Hole And Blank
MC551F	Fused Connection Unit Switch with Indicator Flex Hole And Blank
MC552F	Fused Connection Unit Unswitched with Flex Outlet And Blank
DP Switches	
MC531	20A DP Switch with Power Indicator
MC558	20A Flex Outlet
MC572	45A DP Switch with Indicator Double Plate
MC574	45A DP Switch with Indicator Single Plate
MC575	45A DP Switch (Single Switch)

Wiring Accessories



USB Sockets

Flatplate
Screwless

Part No.	Description
FBN21U2B	Black Nickel 13A 1 Gang Switched Socket + USB - Black
FBN22U3B	Black Nickel 13A 2 Gang Switched Socket + USB - Black
FBN24U44B	Black Nickel 13A 2 Gang Unswitched Socket + USB (4 Port 4.2A) - Black
FBS21U2G	Br Steel 13A 1 Gang Switched Socket + USB - Grey
FBS21U2W	Br Steel 13A 1 Gang Switched Socket + USB - White
FBS22U3G	Br Steel 13A 2 Gang Switched Socket + USB - Grey
FBS22U3W	Br Steel 13A 2 Gang Switched Socket + USB - White
FBS24U44G	Br Steel 13A 2 Gang Unswitched Socket + USB (4 Port 4.2A) - Grey
FPC21U2G	Pol Chrome 13A 1 Gang Switched Socket + USB - Grey
FPC21U2W	Pol Chrome 13A 1 Gang Switched Socket + USB - White
FPC22U3G	Pol Chrome 13A 2 Gang Switched Socket + USB - Grey
FPC22U3W	Pol Chrome 13A 2 Gang Switched Socket + USB - White
FPC24U44W	Pol Chrome 13A 2 Gang Unswitched Socket + USB (4 Port 4.2A) - White

White - Square Profile



Part No.	Description
921U2	13A 2 Gang Switched Socket + USB
922U3	13A 2 Gang Switched Socket + USB (2 Port 3.1A)
922U33	13A 2 Gang Switched Socket + USB (3 Port 3.1A)
924U44	2 Gang Unswitched Socket + USB (4 Port 4.2A)

Flatplate Screwed



Part No.	Description
SBN22U3B	Black Nickel 13A 2 Gang Switched Socket + 2.1A USB (2 Port 3.1A), Black
SBS22U3G	Brushed Steel 13A 2 Gang Switched Socket + 2.1A USB, Grey
SPC22U3W	Pol Chrome 13A 2 Gang Switched Socket + 2.1A USB, White

White -
Slim Profile

Part No.	Description
821U2	13A 1 Gang Switched Socket + USB
822U3	13A 2 Gang Switched Socket + USB
822U33	13A 2 Gang Switched Socket + USB (3 Port 3.1A)
824U44	13A 2 Gang Unswitched Socket + USB (4 Port 4.2A)

Nexus
Metal

Part No.	Description
NBI21UB	Br Iridium 13A Switched Socket 1 Gang, + USB - Black
NBI22U3B	Br Iridium 13A Switched Socket 2 Gang, + USB - Black
NBN21UB	Black Nickel 13A 1 Gang Switched Socket + USB - Black
NBN22U3B	Black Nickel 13A 2 Gang Switched Socket + USB - Black
NBN24U44B	Black Nickel 13A 2 Gang Unswitched Socket + USB (4 Port 4.2A) - Black
NBS21UB	Brushed Steel 13A 1 Gang Switched Socket + USB - Black
NBS21UG	Brushed Steel 13A 1 Gang Switched Socket + USB - Grey
NBS21UW	Brushed Steel 13A 1 Gang Switched Socket + USB - White
NBS22U3B	Brushed Steel 13A 2 Gang Switched Socket + USB - Black
NBS22U3G	Brushed Steel Double Switched 13A Power Socket With USB Charging - 2x USB Sockets
NBS22U3W	Brushed Steel 13A 2 Gang Switched Socket + USB - White
NBS24U44B	Brushed Steel 13A 2 Gang Unswitched Socket + USB (4 Port 4.2A) - Black
NBS24U44G	Brushed Steel 13A 2 Gang Unswitched Socket + USB (4 Port 4.2A) - Grey
NBS24U44W	Brushed Steel 13A 2 Gang Unswitched Socket + USB (4 Port 4.2A) - White
NCR21UW	Cream 13A Switched Socket 1 Gang, + USB - White
NCR22U3W	Cream 13A Switched Socket 2 Gang, + USB - White
NMB21UB	Matt Blk 13A Switched Socket 1 Gang, + USB - Black
NMB22U3B	Matt Blk 13A Switched Socket 2 Gang, + USB - Black
NPC21UW	Polished Chrome 13A 1 Gang Switched Socket + USB - White
NPC22U3W	Polished Chrome 13A 2 Gang Switched Socket + USB - White
NPC24U44W	Polished Chrome 13A 2 Gang Unswitched Socket + USB (4 Port 4.2A) - White
NPR21UW	Pearl Nickel 13A Switched Socket 1 Gang, + USB - White
NPR22U3W	Pearl Nickel 13A Switched Socket 2 Gang, + USB - White
NPW21UW	Pol White 13A Switched Socket 1 Gang, + USB - White
NPW22U3W	Pol White 13A Switched Socket 2 Gang, + USB - White

WiFi
Socket

Part No.	Description
922WR	13A 2 Gang Switched Socket + Wifi Repeater
922UWR	13A 2 Gang Switched Socket + Wifi Repeater USB Charger

Screwed Flatplate



Part No.	Description
Brushed Steel	
13A Socket Outlets	
SBS21G	13A DP 1 Gang Switched Socket
SBS22G	13A DP 2 Gang Switched Socket
10AX Plateswitches	
SBS12	1 Gang 2 Way
SBS42	2 Gang, 2 Way
SBS43	3 Gang, 2 Way
SBS13	Intermediate
SBS15	3 Pole Fan Isolator
DP Switches	
SBS31	20A DP Switch With Power Indicator
SBS70G	45A Cooker Connection Unit Switched Socket Power
SBS72	45A DP Switch With Indicator Double Plate
SBS74	45A DP Switch With Indicator Single Plate
13A Fused Connection Units	
SBS52	13A Fused Connection Unit, With Power Indicator
SBS54	13A Unswitched Fused Connection Unit
Telephone, Data/TV Outlets	
SBSBTM1	1 Gang Telephone Socket Master Screw Type
SBSBSTS1	1 Gang Telephone Socket Slave Screw Type
SBS60	1 Gang Co-Axial Socket Grey Insert
* Supplied as kit of Euro Module components	
Dimmer Switches	
SBS81P	400W 1 Gang 2 Way Push Dimmer
SBS82P	400W 2 Gang 2 Way Push Dimmer
Shaver Socket	
SBS20G	115/230V Dual Voltage
Blank Plates	
SBS94	1 Gang Blank Plate
SBS95	2 Gang Blank Plate
Polished Chrome and Black Nickel now available	

Nexus Metal Raised Plate

13A Socket Outlets

Brushed Steel	Polished Chrome	Black Nickel	Description
FBS21G	FPC21W*	FBN21B	13A 1 Gang DP Switched Socket
FBS22G	FPC22W*	FBN22B	13A 2 Gang DP Switched Socket
FBS28G	FPC28W*	FBN28B	2A Unswitched Socket Round Pin
FBS29G	FPC29W*	FBN29B	5A Unswitched Socket Round Pin

*Also available with a grey insert

10AX Plate Switches

Brushed Steel	Polished Chrome	Black Nickel	Description
FBS12	FPC12	FBN12	1 Gang 2 Way
FBS42	FPC42	FBN42	2 Gang 2 Way
FBS43	FPC43	FBN43	3 Gang 2 Way
FBS44	FPC44	FBN44	4 Gang 2 Way
FBS13	FPC13	FBN13	Plate Switch Intermediate
FBS15	FPC15	FBN15	3 Pole Fan Isolator

DP Switches

Brushed Steel	Polished Chrome	Black Nickel	Description
FBS31	FPC31	FBN31	20A Dp Switch With Power Indicator
FBS70G	FPC70W	FBN70B	45A Cooker Unit Switched Socket with Power Indicator
FBS72	FPC72	FBN72	45A DP Switch With Indicator Double Plate
FBS74	FPC74	FBN74	45A DP Switch With Indicator Single Plate

13A Fused Connection Units

Brushed Steel	Polished Chrome	Black Nickel	Description
FBS50	FPC50	FBN50	13A Switched Unit
FBS52	FPC52	FBN52	13A Switched Unit Power Indicator
FBS53	FPC53	FBN53	13A Switched Unit Indicator and Flex Outlet
FBS54	FPC54	FBN54	13A Unswitched Unit
FBS55	FPC55	FBN55	13A Unswitched Unit and Flex Outlet

Telephone, Data/TV Outlets

Brushed Steel	Polished Chrome	Black Nickel	Description
FBSBTM1	FPCBTM1	FBNBTM1	1 Gang Telephone Socket Master Screw Type
FBSBTS1	FPCBTS1	FBNBTS1	1 Gang Telephone Socket Slave Screw Type
FBSRJ111	FPCRJ111	FBNRJ111	RJ11 Telephone Socket 1 Gang
FBSRJ451	FPCRJ451	FBNRJ451	1 Gang RJ45 Data Outlet Socket IDC Type
FBSRJ452	FPCRJ452	FBNRJ452	RJ45 Data Outlet Socket 2 Gang, With IDC Window
FBS60	FPC60	FBN60	1 Gang Co-Axial Socket **
FBS61	FPC61	FBN61	Co-Axial Socket 2 Gang **
FBS62*	FPC62*	FBN62*	Isolated Co-Axial Socket, 1 Gang **
FBS63*	FPC63*	FBN63*	Isolated Co-Axial Socket, 2 Gang **
FBS64*	FPC64*	FBN64*	Satellite Socket, 1 Gang **
FBS65	FPC65	FBN65	1 Gang Satellite And Co-Axial Socket **
FBS66	FPC66	FBN66	Diplex Tv/Fm 2 Gang **

* Supplied as kit of Euro Module components

** Polished Chrome = white, Brushed Steel = grey, Black Nickel = black, Polished Brass = black

Dimmer Switches

Brushed Steel	Polished Chrome	Black Nickel	Description
FBS81P	FPC81P	FBN81P	400W 1 Gang 2 Way Push Dimmer
FBS82P	FPC82P	FBN82P	400W 1 Gang 2 Way Push Dimmer
FBS83P	FPC83P	FBN83P	400W 3 Gang 2 Way Push Dimmer
FBS84P	FPC84P	FBN84P	400W 4 Gang 2 Way Push Dimmer

Shaver Sockets

Brushed Steel	Polished Chrome	Black Nickel	Description
FBS20G	FPC20W	FBN20B	115/230V Dual Voltage

For Blank Plates please see overleaf



Nexus Metal Raised Plate

13A Socket Outlets

Brushed Steel	Polished Chrome	Black Nickel	Description
NBS21G	NPC21W	NBN21B	13A 1 Gang DP Switched Socket
NBS22G	NPC22W	NBN22B	13A 2 Gang DP Switched Socket
NBS28G	NPC28W	NBN28B	Single Round Pin Unswitched 2A Socket
NBS29G	NPC29W	NBN29B	Single Round Pin Unswitched 5A Socket



10AX Plate Switches

Brushed Steel	Polished Chrome	Black Nickel	Description
NBS12	NPC12	NBN12	1 Gang 2 Way
NBS42	NPC42	NBN42	Double Pole
NBS43	NPC43	NBN43	3 Gang 2 Way
NBS44	NPC44	NBN44	4 Gang 2 Way
NBS13	NPC13	NBN13	Intermediate
NBS15	NPC15	NBN15	Intermediate 3 Pole Fan Isolator



DP Switches

Brushed Steel	Polished Chrome	Black Nickel	Description
NBS31	NPC31	NBN31	20A DP Switch With Power Indicator
NBS70G	NPC70W	NBN70B	45A Cooker Connection Unit Switched Socket Power
NBS72	NPC72	NBN72	45A DP Switch With Indicator Double Plate
NBS74	NPC74	NBN74	45A DP Switch With Indicator Single Plate



13A Fused Connection Units

Brushed Steel	Polished Chrome	Black Nickel	Description
NBS50	NPC50	NBN50	13A Unit Switched
NBS52	NPC52	NBN52	13A Unit, With Power Indicator
NBS53	NPC53	NBN53	13A Unit Switched Power Flex Outlet
NBS54	NPC54	NBN54	13A Unswitched Unit
NBS55	NPC55	NBN55	13A Unswitched Unit Flex Outlet



Telephone, Data/TV Outlets

Brushed Steel	Polished Chrome	Black Nickel	Description
NBSBTM1	NPCBTM1	NBNBTM1	1 Gang Telephone Socket Master Screw Type
NBSBT51	NPCBT51	NBNBT51	1 Gang Telephone Socket Slave Screw Type
NBSRJ111	NPCRJ111	NBNRJ111	RJ11 Telephone Socket 1 Gang
NBSRJ451	NPCRJ451	NBNRJ451	1 Gang RJ45 Data Outlet Socket IDC Type
NBSRJ452*	NPCRJ452*	NBNRJ452*	RJ45 Data Outlet Socket 2 Gang, with IDC Window
NBS60	NPC60	NBN60	1 Gang Co-Axial Socket **
NBS61*	NPC61*	NBN61*	Co-Axial Socket 2 Gang **
NBS62*	NPC62*	NBN62*	Isolated Co-Axial Socket, 1 Gang **
NBS63*	NPC63*	NBN63*	Isolated Co-Axial Socket, 2 Gang **
NBS64*	NPC64*	NBN64*	Satellite Socket, 1 Gang **
NBS65*	NPC65*	NBN65*	1 Gang Satellite And Co-Axial Socket **
NBS66*	NPC66*	NBN66*	Diplex Tv/Fm 2 Gang **



* Supplied as kit of Euro Module components

** Polished Chrome = white, Brushed Steel = grey, Black Nickel = black, Polished Brass = black

Dimmer Switches

Brushed Steel	Polished Chrome	Black Nickel	Description
NBS81P	NPC81P	NBN81P	400W 1 Gang 2 Way Push Dimmer
NBS82P	NPC82P	NBN82P	400W 2 Gang 2 Way Push Dimmer
NBS83P	NPC83P	NBN83P	400W 3 Gang 2 Way Push Dimmer
NBS84P	NPC84P	NBN84P	400W Quadruple Dimmer Switch, 2-Way Push On/Off



Shaver Sockets

Brushed Steel	Polished Chrome	Black Nickel	Description
NBS20G	NPC20W	NBN20B	115/230V Dual Voltage

For Blank Plates please see overleaf

Ceiling Accessories



Decorative Blank Plates

Screwless Flatplate

Brushed Steel	Polished Chrome	Black Nickel	Description
FBS94	FPC94	FBN94	1 Gang Blank Plate
FBS95	FPC95	FBN95	2 Gang Blank Plate



Screwed Flatplate

Brushed Steel	Polished Chrome	Black Nickel	Description
NBS94	NPC94	NBN94	1 Gang Blank Plate
NBS95	NPC95	NBN95	2 Gang Blank Plate



Ceiling Roses



Part No.	Description
561	3.5" 87mm Diameter Base
661	3" 80mm Diameter Base

Pendant Sets (T2 Rated)



Part No.	Description
566	6" - 3.5" 87mm Diameter Base
569	9" - 3.5" 87mm Diameter Base
666	6" - 3" 80mm Diameter Base
669	9" - 3" 80mm Diameter Base
6612	12" - 3" 80mm Diameter Base
720H6	Lamp Holder & 6 Flex Short Skirt

Batten Holders (T2 Rated)



Part No.	Description
763	Enclosed 2 Terminal Earth In Base Pvc Tails + Ho Skirt
767	Enclosed Angpower 2 Terminal Earth In Base Pvc Tails + Ho Skirt
752	3 Terminal + Short Skirt
753	3 Terminal + Ho Skirt
747	Angpower 3 Terminal + Ho Skirt
748	Angpower 3 Terminal + Short Skirt
201E	Deep Backplate With Earth Terminal

Ceiling Switches



Part No.	Description
801	6A Ceiling Switch 1 Way
802	6A Ceiling Switch 2 Way White
803	45A DP Ceiling Switch with Indicator White
804	10A Triple Pole Fan Isolator Ceiling Pull Switch White

Part M Ceiling Switches & Pull Cords



Part No.	Description
Switches	
PM802GR	Part M 6A Ceiling Switch 2 Way White - With Red Handle + 2m Cord (2 x Bangles)
PM802RD	Part M 6A Ceiling Switch 2 Way White - With Grey Handle + 2m Cord (1 x Bangle)
PM803GR	Part M 45A Double Pole Ceiling Switch With Indicator White
PM803RD	Part M 45A Double Pole Ceiling Switch With Indicator White
PM804GR	Part M 10A Triple Pole Fan Isolator Ceiling Pull Switch White
PM804RD	Part M 10A Triple Pole Fan Isolator Ceiling Pull Switch White
Pull Cords	
PMRDP2M	Part M Red Handle + 2m Cord (2 x Bangles)
PMGRPC2M	Part M Grey Handle + 2m Cord (1 x Bangle)

Decorative Ceiling Roses & Switches



Part No.	Description
802BRG	6A Ceiling Switch, 2 Way Brass
802CH	6A Ceiling Switch 2 Way White Chrome
802ST	6A Ceiling Switch 2 Way Stainless Steel
661BRG	Ceiling Switch Cover Brass
661CH	Chrome Ceiling Rose 3" 80mm Diameter Base
661ST	Stainless Steel Ceiling Rose 3" 80mm Diameter Base

Ceiling Accessories



LUCECO

Junction Boxes

Selective Entry



Part No.	Description
603	30A 3 Way Selective Entry Brown
603W	30A 3 Way Selective Entry White
604	20A 4 Way Selective Entry Brown
604W	20A 4 Way Selective Entry White
606	20A 6 Way Selective Entry Brown
606W	20A 6 Way Selective Entry White

Knockout Entry



Part No.	Description
491	20A 4 Way Junction Box Brown
491W	20A 4 Way Junction Box White

Lighting



Part No.	Description
403	3A Lighting Connector Box
405	5A Lighting Connector Box
410	10A Lighting Connector Box

Heavy Duty



Part No.	Description
4100SP	100A Single Pole Junction Box Black
4100DP	100A Double Pole Junction Box Black
460	60A Junction Box

External



Part No.	Description
WPBJBS	Small Junction Box - H: 85mm x W: 75mm x D: 53mm
WPBJBR	Junction Box - H: 85mm x W: 150mm x D: 53mm

Nexus Storm

20A 20AX Switches



Part No.	Description
WP12S	1 Gang 2 Way Single Pole Slim Switch
WP14S	1 Gang 1 Way Slim Switch Retractive Labelpower *Press*
WP12	1 Gang 2 Way Switch
WP42	2 Gang 2 Way Switch
WP14	1 Gang 2 Way Switch Retractive Labelpower *Press*
WP30	1 Gang Dp Switch

13A Socket Outlets



Part No.	Description
WP21	1 Gang Double Pole Switched Socket
WP21ES	1 Gang Socket With External Switch
WP22	2 Gang Double Pole Switched Socket
WP23	1 Gang Double Pole Unswitched Socket
WP23L	1 Gang Double Pole Unswitched Socket Large Housing
WP24	2 Gang Double Pole Unswitched Socket
WP22RCD	2 Gang Latching Rcd Switched Socket
WP23TM24	1 Gang Double Pole Unswitched Socket And Mechanical 24Hr Timer

Outdoor Power Sockets



Part No.	Description
WP22KIT/3	Outdoor Kit Red Plug 3M Flex 13A 2 Gang Switched Socket
NBS94	1 Gang Blank Plate
NBS95	2 Gang Blank Plate

13A Fused Connection Units



Part No.	Description
WP53	Switched Fused Connection Unit With Indicator
WP22RCD	13A 2 Gang Latching Rcd Switched Socket

Decorative IP66 Storm

20A 20AX Switches



Part No.	Description
WPL12	IP66 10A 20Ax 1 Gang 2 Way Single Pole Switch
WPL42	IP66 10A 20Ax 2 Gang 2 Way Single Pole Switch

13A Socket Outlets & Connection Units



Part No.	Description
13 Amp Socket Outlets	
WPL21	IP66 13A 1 Gang Switched Socket
WPL22	IP66 13A 2 Gang Switched Socket
13 Amp Fused Connection Units	
WPL22RCD	IP66 13A 2 Gang Switched Socket With Latching Rcd

Extension Leads

Heavy Duty Plugs & Sockets

Heavy Duty Plugs



Part No.	Description
HDPT13B	13A Black
HDPT13O	13A Orange
HDPT13W	13A White
HDPT15B	15A Round Pin Plug Black

Heavy Duty Rubber Trailing Sockets 13A



Part No.	Description
ELS13B	1G 13A Black
ELS13O	1G 13A Orange
ELS13W	1G 13A White
ELS132B	2 Socket 13A Black
ELS132O	2 Socket 13A Orange
ELS132W	2 Socket 13A White
ELS134B	4 Skt 13A Fused + Ind Black
ELS134O	4 Skt 13A Fused + Ind Orange
ELS134W	4 Skt 13A Fused + Ind White
ELS15B	1G 15A Rnd Pin Black
ELS5B	5A 1 Gang Heavy Duty Round Pin with Indicator Black

Heavy Duty In-Line Connectors 10A



Part No.	Description
NC102B	2x 2 Pin Rev II Connector Blk
NC102O	2x 2 Pin Rev II Connector Orange
NC103B	2x 3 Pin Nrev II Connector Blk
NC103W	2x 3 Pin Nrev II Connector White

Heavy Duty In-Line Connectors Halves 10A




Part No.	Description
NC102PO	Plug Side 2 Pin In Line Rubber Connector Orange
NC102SO	Socket Side Side 2 Pin In Line Rubber Connector Orange
NC102PB	Plug Side 2 Pin Rev II Connector Black
NC102SB	2 Pin 10A Socket Connector Black
NC103PW	3 Pin 10A Plug White
NC103SW	Socket Side 3 Pin Nrev II Connector White
NC103PB	Plug Side 3 Pin Nrev II Connector Black
NC103SB	Socket Side 3 Pin Nrev II Connector Black

Extension Leads 13A



Part No.	Description
BOG5	1 Gang Plug 5m
BOG10	10m White
BTG5	2 Socket 5m Extension Lead White
BTN5	2 Socket 5m Extension Lead With Neon
BTN10	2 Socket 10m Extension Lead With Neon
BFG1N	4 Socket 1m Extension Lead
BFG2N	4 Gang 1m Extension Lead White
BFG3N	4 Socket 3m Extension Lead
BFG5N	4 Socket 5m Extension Lead
BFG8N	8 Gang 1m Extension Lead
BSG1N	6 Socket 1m Extension Lead White
BSG2N	6 Gang 2m Extension Lead White
BSG3N	6 Gang 3m Extension Lead White
BSN2	6 Gang Extension Lead + Neon 2m 13A White
BEN2	8 Skt 13A 2 Metre Extension Lead With Neon

Individually Switched Extension Leads 13A



Part No.	Description
SWG32C	3 Gang 2m Ind Sw Compact Extension Lead White
SWC42	4 Socket 2m Ind Sw Extension Lead White
SWC62	6 Socket 2m Ind Switched Extension Lead

Extension Sockets 13A



Part No.	Description
Unswitched	
SS	1G Trailing Socket White
TN	2 Skt Trailing Socket + Ind White
UG	4 Gang Trailing Socket with Power Indicator Labelpower
SXG	6 Gang Trailing Socket with Indicator
Individually Switched	
SWG4	4 Socket Rewireable Ind Switched Socket with Neon
SWG6	6 Socket Rewireable Ind Switched Extension Lead with Neon

Cable Reels

Pro XT

Part No.	Description
Cassette Reels	
CMU10134SL	4 Socket 10m 13A Cassette Reel
HMU15134SL	4 Socket 15m 13A Cassette Reel
Open Reels	
OMU25134SL	4 Socket 25m 13A Medium Open Reel
OLU50134SL	4 Socket 50m 13A Large Open Reel
OTLU40134SL	4 Socket 40m 13A Large Metal Open Reel
OTMU30162LV	2 Socket 30m 16A 110V Medium Metal Open Reel
OMU2513FL3IP	1G Wp 25+3m 13A Rev Medium Open Reel
OATRU3013FL3IP	1G Wp 30+3m 13A Rev Anti-Twist Reel
OATFU30134SL	4 Socket 30m 13A Fixed Socket Anti-Twist Reel
OMU25132USL	2 Socket 25m 13A Medium Open Reel + USB
Accessories	
CHT	Cable Tidy
OWHB	Open Reel Wall Bracket



White Moulded



13A Socket Outlets



Part No.	Description
7255	1 Gang Unswitched
7257	2 Gang Unswitched
4304	1 Gang SP Switched
4304/D	1 Gang DP Switched
4304/3D	1 Gang DP Switched with Neon
4306	2 Gang SP Switched with 2 Earth Terminals
4306/D	2 Gang DP Switched
4306/3D	2 Gang DP Switched with Neons

All products supplied with Metal Surface Mounting Box.

DP Switches



Part No.	Description
4015	DP Switch 20A
4015/3	DP Switch with Neon 20A
4015/31	With Neon Marked Water Heater 20A
4013/3	DP Switch with Neon 32A
4016	DP Switch 45A
4016/3	DP Switch with Neon 45A

45A Cooker Control Units



Part No.	Description
4521/1	Slimline DP with 13A Switchsocket Marked Cooker
4521/31	Slimline DP with 13A Switchsocket & Neons Marked Cooker
4520/1	DP with 13A Switchsocket Marked Cooker
4520/31	DP with 13A Switchsocket & Neons Marked Cooker
4506	Cooker Connection Unit with Terminal & Clamp
4507	Cooker Connection Unit with Cable Clamp

10AX Plate Switches



Part No.	Description
4070	1 Gang 1 Way SP
4170	1 Gang 2 Way SP
4171	1 Gang 1 Way DP
4172	2 Gang 2 Way SP
4173	3 Gang 2 Way SP
4174	4 Gang 2 Way SP
4175	1 Gang Intermediate
4176	6 Gang 2 Way SP
4096/B	1 Gang 1 Way SP Push Switch marked with Bell Symbol
4096/P	1 Gang 1 Way SP Push Switch marked PRESS
4097/B	1 Gang 1 Way SP Architrave Push Switch with Bell Symbol
4097/P	1 Gang 1 Way SP Architrave Push Switch Marked PRESS
4177	1 Gang 2 Way SP Architrave Switch
4178	2 Gang 2 Way SP Architrave Switch
4179	1 Gang 1 Way DP Architrave Switch
4180	1 Gang Intermediate Architrave Switch

13A Connection Units



Part No.	Description
4828	Unswitched
4828/3	Unswitched with Neon
4827	DP Switched
4827/3	Switched with Neon

Flex Outlet Frontplate



Part No.	Description
4075	Frontplate with Cable Clamp 20A

Data, Telephone & TV Outlets



Part No.	Description
7283	1 Gang BT Master Phone
7284	1 Gang BT Secondary Phone
7286	1 Gang RJ11 Phone Socket
7265	Single Non-Isolated TV/Co-Axial Socket
7266	Twin Non-Isolated TV/Co-Axial Sockets
7267	Single Isolated TV/Co-Axial Socket
7268	Twin Isolated TV/Co-Axial Sockets

Shaver Outlet



Part No.	Description
2400	Dual Voltage Outlet 115V/240V

Surface Mounting Boxes



Part No.	Description
9043	20mm 1 Gang with Earth Terminal
9047	29mm 1 Gang
9048	29mm 2 Gang
9048/1	29mm 2 Gang with Earth Terminal
9049	32mm 1 Gang
9050	32mm 2 Gang
9040	34mm 2 Gang with Cable Clamp
9041	44mm 1 Gang
9052	45mm 2 Gang with Cable Clamp
9054	49mm 2 Gang with Cable Clamp
9053	49mm 2 Gang
9406	20mm 1 to 2 Gang Conversion Patress
4005	20mm 1 Gang Architrave
4006	20mm 2 Gang Architrave

Blank Plates



Part No.	Description
4001	1 Gang Blank Plate
4002	2 Gang Blank Plate

Metalclad



13A Socket Outlets



Part No.	Description
9685/BG	1 Gang Unswitched Socket
9687/BG	2 Gang Unswitched Socket
4214/BG	1 Gang SP Switchsocket
4216/BG	2 Gang SP Switchsocket
4214/3BG	1 Gang SP Switchsocket with Neon
4216/3BG	2 Gang SP Switchsocket with Neons

Supplied with Metal Surface Mounting Box.

DP Switches



Part No.	Description
4020/3BG	DP Switch with Neon 20A
4021/3BG	DP Switch with Neon & Flex Outlet 20A
4512/BG	DP Switch 50A
4512/3BG	DP Switch with Neon 50A
4506	Cooker Connection Unit with Terminal & Clamp
4507	Cooker Connection Unit with Cable Clamp

Supplied with Metal Surface Mounting Box.

13A Connection Units



Part No.	Description
4841/BG	Unswitched
4841/3BG	Unswitched with Neon
4846/BG	Unswitched with Flex Outlet
4842/BG	DP Switched
4842/3BG	Switched with Neon
4847/BG	Switched with Flex Outlet
4847/3BG	Switched with Neon & Flex Outlet

Supplied with Metal Surface Mounting Box.


10AX Plate Switches



Part No.	Description
4581/BG	1 Gang 2 Way
4582/BG	2 Gang 2 Way
4583/BG	3 Gang 2 Way

Supplied with Metal Surface Mounting Box.

Blank Plates



Part No.	Description
3809BG	1 Gang Blank Plate
3899BG	2 Gang Blank Plate

6A Triple Pole Control Switch



Part No.	Description
4587/BG	Fan Isolator Switch

Supplied with Metal Surface Mounting Box.

Grid Switch

Rockergrid 10AX Switch Modules



Part No.	Description
4430	1 Way SP Switch
4530	2 Way SP Switch
4489	2 Way SP Push Switch
4490	2 Way SP Push Switch with Bell Symbol
4553	2 Way & Off SP Push Switch

Made to order in Black- **BK** e.g: 4430/**BK**

Rockergrid 20AX Switch Modules



Part No.	Description
4450	1 Way SP Switch
4460*	1 Way DP Switch*
4469	1 Way DP Switch Marked 'ON'
4535	Intermediate Switch
4550	2 Way SP Switch
4552	2 Way & Off SP Switch

* Printed Modules available. Made to order in Black **BK** e.g: 4550/**BK**


Rockergrid 20A Key Switch Modules



Part No.	Description
4451	1 Way SP Key Switch
4461	1 Way DP Key Switch
4461/ELT	1 Way DP Key Switch Marked 'Emergency Lighting Test'
4551	2 Way SP Key Switch
4551/ELT	2 Way SP Key Switch Marked 'Emergency Lighting Test'
6940	Spare Key

Made to order in Black **BK** e.g: 4451/**BK**

Rockergrid Grids



Part No.	Description
6901	1 Gang Grid
6902	2 Gang Grid
6903	3 Gang Grid
6904	4 Gang Grid
6906	6 Gang Grid

Rockergrid Plates



Part No. White Moulded	Part No. Metalclad	Description
5571	6581/BG	1 Gang Plate
5572	6582/BG	2 Gang Plate
5573	6583/BG	3 Gang Plate
5574	6584/BG	4 Gang Plate
5576	6586/BG	6 Gang Plate
	6588/BG	8 Gang Plate
	6589/BG	9 Gang Plate
	6580/BG	12 Gang Plate
	6580/18BG	18 Gang Plate
	6580/24BG	24 Gang Plate

Rocker finishes available:

Metal plate switch rockers are available with the following finishes: Satin Chrome (SC), Bronze (BZ), Highly Polished Chrome (HPC) and Polished Brass (PB).

Vimark Curve & Evo

DETA

Vimark Curve

A modern and contemporary range of white moulded accessories, combining style and simplicity to blend seamlessly into the decor of any domestic or commercial building.

Vimark Evo

A sophisticated and stylish range of polished chrome and brushed stainless steel accessories, providing a smart and timeless finish whatever the application.

Socket Outlets

- Top facing terminal screws.
- Bold terminal markings.
- Recessed earth bar.
- Captive and backed out terminals.
- 2 earth terminals on 2 gang sockets.
- In compliance with BS 1363: Part 2.
- 25-year guarantee.

Vimark Curve	Vimark Evo	Description
VC1206		13A 1G Unswitched Socket
VC1208		13A 2G Unswitched Socket
VC1207S		13A 1G SP Switched Socket
VC1209S		13A 2G SP Switched Socket
VC1207R		13A 1G SP Recessed Switched Socket
VC1209R		13A 2G SP Recessed Switched Socket
VC1207SDP	VE1207	13A 1G DP Switched Socket
VC1209SDP	VE1209	13A 2G DP Switched Socket
VC1207DPP		13A 1G DP Switched Socket with Neon
VC1209DPP		13A 2G DP Switched Socket with Neon

Round Pin Socket Outlet

Vimark Curve	Vimark Evo	Description
VC1331	VE1331	5A 1G Round Pin Unswitched Socket

USB Charging Socket Outlets

- USB ports deliver upto 3.4A (2.4A + 1A) simultaneous charging current.
- Fits Deta 35mm metal & dry lining boxes.
- Vimark Curve supplied with optional 10mm spacer to fit 25mm boxes.
- In compliance with BS 1363: Part 2.
- 2-year guarantee.

Vimark Curve	Vimark Evo	Description
VC1298	VE1298	13A 2G DP Switched Socket with 2 USB Ports
VC1299	VE1299	13A 2G DP Switched Socket with 3 USB Ports

Plate Switches

- All plates are X-rated and can be used for switching inductive or fluorescent loads without re-rating.
- Bold terminal markings.
- Terminals have large lead-ins.
- In compliance with BS 1363: Part 2.
- 25-year guarantee.

Vimark Curve	Vimark Evo	Description
VC1202		10A 1G 1W Plate Switch
VC1203	VE1203	10A 1G 2W Plate Switch
VC1204	VE1204	10A 2G 2W Plate Switch
VC1205	VE1205	10A 3G 2W Plate Switch
VC1244	VE1244	10A 4G 2W Plate Switch
VC1245		10A 6G 2W Plate Switch
VC1246	VE1246	10A 1G Intermediate Switch
VC1247	VE1247	10A 3 Pole Fan Isolator Switch
VC1249		10A 1G Switch marked 'PRESS'
VC1249B		10A 1G Switch marked 'BELL'

Dimmer Switches

Vimark Curve	Vimark Evo	Description
VC1261	VE1261	1G 2W 100W Universal LED Dimmer
VC1262	VE1261	2G 2W 100W Universal LED Dimmer

Connection Units

Vimark Curve	Vimark Evo	Description
VC1360	VE1360	13A Unswitched Spur
VC1361	VE1361	13A Unswitched Spur with Neon
VC1364		13A Unswitched Spur with Bottom F/O
VC1370	VE1370	13A Switched Spur
VC1371	VE1371	13A Switched Spur with Neon
	VE1373	13A Switched Spur with Neon & F/O
VC1374		13A Switched Spur with Bottom F/O
VC1375		13A Switched Spur with Neon & Bottom F/O

Vimark Curve & Evo

20A DP Switches

- Bold terminal markings.
- Discreet neon versions.
- Neon leads enclosed.
- 2 earth terminals.
- In compliance with BS EN 60669-1.
- 25-year guarantee.



Vimark Curve	Vimark Evo	Description
VC1390	VE1390	20A DP Switch
VC1390WH		20A DP Switch marked 'WATER HEATER'
VC1391	VE1391	20A DP Switch with Neon
VC1392		20A DP Switch with F/O
VC1392WH		20A DP Switch with F/O Marked 'WATER HEATER'
VC1393		20A DP Switch with Neon & F/O
VC1218P		20A DP Switch with Neon Marked 'SINK' & 'BATH'

50A DP Switches

Vimark Curve	Vimark Evo	Description
VC1300	VE1300	50A DP Switch
VC1300P	VE1300P	50A DP Switch with Neon
VC1301	VE1301	50A DP Tall Switch
VC1301P	VE1301P	20A DP Tall Switch with Neon

Cooker Control Units

- Grey font engraving.
- 2 earth terminals.
- Vimark Curve available with or without neons.
- Terminals have large lead-ins.
- In compliance with BS 4177.
- 25-year guarantee.



Vimark Curve	Vimark Evo	Description
VC1302		45A Cooker Control Unit with Red Rocker
VC1302P	VE1302P	45A Cooker Control Unit with Red Rocker & Neon
VC1217		45A Cooker Cable Outlet

Shaver Socket

Vimark Curve	Vimark Evo	Description
VC1305	VE1305	Dual Voltage Shaver Socket and Neon

TV / Co-Axial

Vimark Curve	Vimark Evo	Description
VC1264	VE1264	Single Co-Axial Outlet - Isolated
VC1265	VE1265	TV/FM DAB Diplexor Outlet
VC1266		TV/FM Type Outlet
VC1340	VE1340	TV/FM DAB Satellite Triplexer

Telephone Outlets

- Clear terminal markings.
- IDC terminals on UK version.
- Screw terminals on RJ11.
- OfTel approved to NS/G/23/L/100005.
- 2-year guarantee.



Vimark Curve	Vimark Evo	Description
VC1352	VE1352	Master Telephone Outlet
VC1353	VE1353	Secondary Telephone Outlet
VC1354		RJ11 Telephone Outlet

Blank Plates

Vimark Curve	Vimark Evo	Description
VC1200	VE1200	1G Blank Plate
VC1201	VE1201	2G Blank Plate
VC1215		25A 1G Flex Outlet Plate
VC1216		25A 1G Flex Connector Plate

Data Plates

Vimark Curve	Vimark Evo	Description
VC1421	VE1421	1 Module Data Plate
VC1422	VE1422	2 Module Data Plate
VC1424	VE1424	4 Module Data Plate

Gridswitch Frontplates

Vimark Curve	Vimark Evo	Description
G2701	G2801	1G Grid Plate
G2702	G2802	2G Grid Plate
G2703	G2803	3G Grid Plate
G2704	G2804	4G Grid Plate
G2705	G2805	6G Grid Plate
G2706	G2806	8G Grid Plate

Vimark Evo is available in Chrome and Stainless Steel with white or black inserts. When ordering, please indicate preference by adding suffix SS (Stainless Steel) or CH (Chrome), followed by W (White) or B (Black) at the end of the catalogue number. E.g. VE128SSW (Stainless Steel with White inserts)

Vimark Curve Pattress Boxes

- Surface mounted.
- Urea moulded pattress boxes.
- Rounded corners to match Vimark Curve.
- In compliance with BS 5733.
- 25-year guarantee.



Cat. Code	Description
VC1220E	1G 16mm Deep with Earth Terminal
VC1221	1G 25mm Deep
VC1223	2G 25mm Deep
VC1222	1G 33mm Deep
VC1224	2G 33mm Deep
VC1228	1G 45mm Deep
VC1229	2G 45mm Deep

Vimark Metalclad

DETA

Vimark Metalclad

This range is ideal for use in all commercial and light industrial applications. Vimark Metalclad has been designed to withstand everyday knocks and scrapes. The durable and tough finish is further enhanced by a superb protective coating to stand up to arduous duty in virtually any environment.

Part No.	Description
Socket Outlets	
Back Boxes with Knockouts	
M1206	13A 1 Gang Unswitched Socket
M1208	13A 2 Gang Unswitched Socket
M1207DP	13A 1 Gang DP Switched Socket
M1209DP	13A 2 Gang DP Switched Socket
Back Boxes without Knockouts	
M1307DP	13A 1 Gang Switched Socket
M1309DP	13A 2 Gang Switched Socket
USB Charging Socket Outlets	
M1299	13A 2G DP Switched Socket with 3 USB Ports
Plate Switches	
Back Boxes with Knockouts	
M1203	10A 1 Gang 2-Way
M1204	10A 2 Gang 2-Way
M1205	10A 3 Gang 2-Way
Back Boxes without Knockouts	
M1303	10A 1 Gang 2-Way
M1304	10A 2 Gang 2-Way
M1305	10A 3 Gang 2-Way
Connection Units	
Back Boxes with Knockouts	
M1210	13A Unswitched Spur
M1210FL	13A Unswitched Spur with Flex Outlet
M1217	13A Unswitched Spur with Neon
M1211	13A Switched Spur
M1211FL	13A Switched Spur with Flex Outlet
M1212	13A Switched Spur with Neon
M1212FL	13A Switched Spur with Neon & Flex Outlet
Back Boxes without Knockouts	
M1310	13A Unswitched Spur
M1317	13A Unswitched Spur with Neon
M1311	13A Switched Spur
20A DP Switches	
Back Boxes with Knockouts	
M1213	20A Switch
M1214	20A Switch with Neon
M1214FL	20A Switch with Neon & Flex Outlet
Back Boxes without Knockouts	
M1314	20A Switched with Neon
50A DP Switches	
Back Boxes with Knockouts	
M1300P	50A Switch with Neon
Blank Plates	
M1200	1 Gang Blank Plate
M1201	2 Gang Blank Plate
Back Boxes	
Back Boxes with Knockouts	
M1228	1 Gang Back Box with 6 x 20mm Knockouts
M1229	2 Gang Back Box with 9 x 20mm Knockouts
Back Boxes without Knockouts	
M1228N	1 Gang Back Box
M1229N	2 Gang Back Box



M1207DP



M1209DP



M1299



M1204



M1205



M1210



M1211FL



M1300P



M1201



M1229N



Ultra Accessories

DETA

Ultra Flatplate

Providing a sophisticated and contemporary solution for a modern home or office, introducing a finishing touch that is stylish and elegant. The ultra slim profile comes in a choice of Chrome or Satin Chrome with White or Black inserts and matching metal rockers.



Part No.	Description
Socket Outlets	
8131	13A 1G DP Switched Socket
8132	13A 2G DP Switched Socket
USB Charging Socket Outlets	
8173	13A 2G Switched Socket with 2 USB Ports
8174	13A 2G Switched Socket with 3 USB Ports
Round Pin Socket Outlets	
8138	5A 1G Unswitched Socket
Plate Switches	
8101	10A 1G 2W Switch
8102	10A 2G 2W Switch
8103	10A 3G 2W Switch
8104	10A 4G 2W Switch
8506	10A 1G Intermediate Switch
Dimmer Switches	
8125	1G 2W 100W LED Dimmer
8126	2G 2W 100W LED Dimmer

Part No.	Description
Connection Units	
8142	13A DP Switched
8143	13A DP Switched with Neon
50A DP Switches	
8152	50A DP Tall Switch with Neon
Shaver Socket	
8171	Dual Voltage Shaver Socket with Neon
Telephone Outlets	
8181	Master Telephone Outlet
8183	Secondary Telephone Outlet
TV / Co-Axial Outlets	
8191	Single Co-Axial Outlet - Isolated
8192	TV/FM DAB Diplexer Outlet
8194	TV/FM DAB Satellite Triplexer Outlet
Data Plates	
8187	2 Module Data Plate
8189	4 Module Data Plate

Ultra Screwless

The ultimate metal plate range of wiring accessories, combining modern minimalistic styling with a screwless appearance. Ultra Screwless offers a comprehensive range of accessories in a choice of Chrome, Satin Chrome or White finishes, with either black or white inserts.



Part No.	Description
Socket Outlets	
8531	13A 1G DP Switched Socket
8532	13A 2G DP Switched Socket
USB Charging Socket Outlets	
8573	13A 2G Switched Socket with 2 USB Ports
8574	13A 2G Switched Socket with 3 USB Ports
Round Pin Socket Outlets	
8538	5A 1G Unswitched Socket
Plate Switches	
8501	10A 1G 2W Switch
8502	10A 2G 2W Switch
8503	10A 3G 2W Switch
8504	10A 4G 2W Switch
8506	10A 1G Intermediate Switch
8507	10A 3 Pole Fan Isolator
Dimmer Switches	
8525	1G 2W 100W LED Dimmer
8526	2 Gang 2W 100W LED Dimmer
Connection Units	
8542	13A DP Switched Spur
8543	13A DP Switched Spur with Neon

Part No.	Description
20A DP Switches	
8556	20A DP Switch with Neon
50A DP Switches	
8552	50A DP Tall Switch with Neon
Cooker Control Units	
8554	45A Cooker Control Unit with Neon
Shaver Socket	
8571	Dual Voltage Shaver Socket with Neon
Telephone Outlets	
8581	Master Telephone Outlet
8583	Secondary Telephone Outlet
TV / Co-Axial Outlets	
8591	Single Co-Axial Outlet - Isolated
8592	TV/FM DAB Diplexer Outlet
8594	TV/FM DAB Satellite Triplexer Outlet
Data Plates	
8587	2 Module Data Plate
8589	4 Module Data Plate
Blank Plates	
8561	1 Gang Blank Plate
8562	2 Gang Blank Plate

When ordering, please indicate preference by adding suffix SC (Satin Chrome) or CH (Chrome) or (WH (White) - Ultra Screwless only), followed by W (White) or B (Black) at the end of the catalogue number. E.g. 8531SCW (Satin Chrome with White inserts)

White Wiring Accessories

Sollysta White Moulded

The Sollysta White Moulded Wiring Accessories

Designed to have style with substance, the Sollysta white moulded wiring accessories have elegant functionality and are beautifully safe. These products have been designed to make installation easier for the electrical contractor in addition to having aesthetics for the home owner.

13A Socket Outlets



Part No.	Description
WMS81	1 Gang Unswitched Socket
WMS82	2 Gang Unswitched Socket + Dual Earth
WMSS81	1 Gang Switched Socket
WMSS82	2 Gang Switched Socket
WMSS8220	2 Gang DP Switched Socket
WMSS82USB	2 Gang Double Pole Switched Socket Complete with Twin USB
WMSS82USB	2 Gang Double Pole Switched Socket Complete With Twin USB Ports and Spacer

DP Switches



Part No.	Description
WMDP84	DP Switch 20A
WMDP84FO	With Flex Outlet 20A
WMDP84N	With LED indicator
WMDP84FON	With LED Indicator + Flex Outlet
WMDP50N	DP Switch + Neon 50A
WMDP50VN	With LED indicator 50A

Flex Outlet Frontplate



Part No.	Description
WMP2FO	Flex Outlet Plate 20A

10AX Plate Switches



Part No.	Description
WMPS11	1 Gang 1 Way
WMPS12	1 Gang 2 Way
WMPS22	2 Gang 2 Way
WMPS32	3 Gang 2 Way
WMPS42	4 Gang 2 Way
WMPS16	1 Gang Intermediate Switch
WMPS12R	1 Gang Push Button
WMPS12RB	Push Switch with Bell Symbol
Wide Rockers	
WMPS12W	1 Gang 2 Way
WMPS22W	2 Gang 2 Way
WMPS16W	1 Gang Intermediate Switch

Triple Pole Fan Isolators



Part No.	Description
WMPS3PI	TP Fan Isolator Switch
WMPS3PIF	TP Fan Isolator Switch with Fan Symbol

Cooker Control Switches



Part No.	Description
WMCC50	2 Gang DP + 13A Switched Socket
WMCC50N	2 Gang DP + 13A Switched Socket + Neons
WMP50FO	Cooker Cable Outlet with Terminals

13A Connection Units



Part No.	Description
WMSU83	Unswitched
WMSU83FO	With Flex Outlet
WMSSU83	Switched DP
WMSSU83FO	Unswitched with Flex Outlet
WMSSU83N	Switched with LED indicator
WMSSU83FON	Switched with LED indicator with Flex Outlet

Shaver Outlets



Part No.	Description
WMSO100	Dual Volt Shaver Outlet

Data, Telephone & TV Outlets



Part No.	Description
WMBTM	BT Master Telephone Outlet
WMBTS	BT Secondary Telephone Outlet
WMTVM	Single Co-ax TV Socket Outlet Male
WMTVF	Single Co-ax TV Socket Outlet Female
WMSAT	Single F Type Satellite Outlet Screened
WMDX	Double TV & FM/DAB Co-ax Outlet
WMTX	Triplex TV/FM/SAT Outlet
WMQX	Quadplexer TV, FM/DAB, Satellite 1 & Satellite 2 Outlet
WMRJ45	RJ45 Socket
WMRJ11	RJ11 Socket

Dimmer Switches



Part No.	Description
WMDS1	1 Gang Dimmer 400W
WMDS2	2 Gang Dimmer 250W
WMDS3	3 Gang Dimmer 250W
WMDS4	4 Gang Dimmer 250W

Blank Plates



Part No.	Description
WMP1	Single Blank Plate
WMP2	Twin Blank Plate

White Wiring Accessories



Klik Lighting - 3 Pin



Klik is a secure lighting and control connection system that provides simultaneous mechanical and electrical connection in one plug.

Luminaires can be connected in seconds in absolute safety, without circuit isolation. All live contacts are inaccessible and the earth connection is made before any other.

Klik AX - 4 Pin



Klik 6A pre-wired plug in ceiling roses are used to connect luminaires to a fixed wiring installation. Auxiliary contact available, a typical use is for emergency lighting.

Klik 4 pin plugs are used to connect into the klik 4 pin sockets giving a pluggable connection to luminaires.

Pre-Wired Systems



Klik 3 or 4 pin 6A pre-wired plugs are used to connect luminaires to a klik rose or marshalling box.

Part No.	Description	Dimensions mm
Plug-In Ceiling Roses 6A		
PCR2000	3 Pin Ceiling Rose	75 Dia x 44mm
A1	Cover	75 Dia x 44mm
Plugs 6A		
P22	3 Pin Plug	57 x 25 x 25mm
Socket Outlets 6A		
S21	Ultra Flush Socket	86 x 36 x 1.5mm
S26	Architrave Socket	86x33x6mm
S27	Round Socket	74 Dia x 7mm
S28	Ultra Flush Round Socket	86 Dia x 1.5mm

Part No.	Description	Dimensions mm
Plug-In Ceiling Roses 6A		
CR64AX	4-Pin - White	74 Dia x 44mm
CR64AX/R	4-Pin - Red	74 Dia x 44mm
A1	Cover - White	75 Dia x 44mm
A1/R	Cover - Red	75 Dia x 44mm
Plugs 6A		
P64AX	4 Pin Plug - White	57 x 55 x 44mm
P64AXR	4 Pin Plug - Red	57 x 55 x 44mm
Socket Outlets 6A		
S64AX	Round Socket	74 Dia x 7mm
S26	1 Gang Square Socket	86 x 86 x 9mm

Lighting Part No.	AX Part No.	Length
Pre-Wired Plug-In Ceiling Roses 6A		
Ceiling Rose with 0.75mm ² PVC flexible cord.		
PCR2000/1.0	CR64AX/1.0	1 Metre
PCR2000/2.0	CR64AX/2.0	2 Metre
PCR2000/3.0	CR64AX/3.0	3 Metre
PCR2000/4.0	CR64AX/4.0	4 Metre
Pre-Wired Plugs 6A		
Ceiling Rose with 0.75mm ² PVC flexible cord.		
P22/1.0	P64AX/1.0	1 Metre
P22/2.0	P64AX/2.0	2 Metre
P22/3.0	P64AX/3.0	3 Metre
P22/4.0	P64AX/4.0	4 Metre
For Red AA Plugs add 'R' to code e.g. P64AXR/1.0		

Lighting, Connection & Controls

Klik marshalling boxes are used in conjunction with Klik 3 and 4 pin plugs to connect luminaires within an area. The Klik marshalling box can be separated into two independently switched circuits. These circuits can be controlled via wall switch or occupancy sensor.

Part No.	Description	H x W x D mm
KLDS4	4 Outlets	73 x 222 x 238mm
KLDS6	6 Outlets	73 x 222 x 288mm
KLDS8	8 Outlets	73 x 222 x 338mm
KLDS10	10 Outlets	73 x 222 x 388mm
KLDS12	12 Outlets	73 x 222 x 438mm



Occupancy Sensors

Hager occupancy sensors come complete with integral photocell and the facility for wall switch override.

- Can be programmed for presence or absence.
- Factory presets, lux=400, time=20 min, presence detection.
- Range 7m diameter for large movements, 5m diameter for small movements.
- EEK001 programming tool is easy to use with 2 memory settings to enable repeatability.

Standard Part No.	Pre-Wired Part No.	Description
EEK510B	EEK513W	Standard Occupancy Sensor
EEK520B	EEK523W	Digital Occupancy Sensor
EEK005		Surface Mount Kit
EEK001		Programming Tool
EEK002		Remote Control

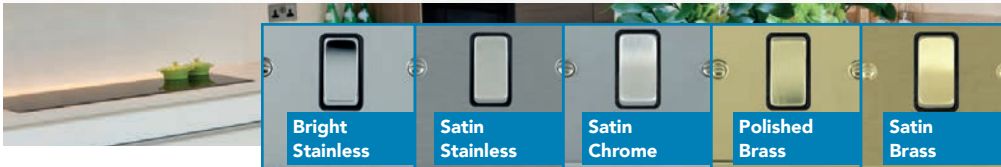


Decorative Wall Plates

Hartland

A popular collection with stylish slim front plates to complement today's interiors. Available in nine elegant finishes with complementary switch insert finishes and visible fixings.

- Nine elegant finishes with complementary switch insert finishes.
- Standard box-fix electrical accessories.
- Grid & EuroFix options also available.



Replace - # with:

B for Black or **W** for White

Replace ## - # with:

BL-B for Black or **WH-W** for White

Socket Outlets

Description	Bright Stainless	Satin Stainless	Satin Chrome	Polished Brass	Satin Brass
1 Gang 13A DP Switched	73 SS1 BC - #	74 SS1 SS - #	76 SS1 SC - #	71 SS1 PB - #	72 SS1 SB - #
2 Gang 13A DP Switched	73 SS2 BC - #	74 SS2 SS - #	76 SS2 SC - #	71 SS2 PB - #	72 SS2 SB - #
1 Gang 2A Unswitched	73 US2 #	74 US2 #	76 US2 #	71 US2 #	72 US2 #
1 Gang 5A Unswitched	73 US5 #	74 US5 #	76 US5 #	71 US5 #	72 US5 #
1 Gang 13A Unswitched	73 US13 #	74 US13 #	76 US13 #	71 US13 #	72 US13 #
2 Gang 13A Unswitched	73 US99 #	74 US99 #	76 US99 #	71 US99 #	72 US99 #
2 Gang 13A SP Switched + USBx2	73 SS2USB BC - #	74 SS2USB SS - #	76 SS2USB SC - #	71 SS2USB PB - #	72 SS2USB SB - #
Shaver Socket (Dual Voltage)	73 SHS #	74 SHS #	76 SHS #	71 SHS #	72 SHS #

Switches & Toggles

Description	Bright Stainless	Satin Stainless	Satin Chrome	Polished Brass	Satin Brass
1 Gang 2 Way 10AX Rocker	73 R21 BC - #	74 R21 SS - #	76 R21 SC - #	71 R21 PB - #	72 R21 SB - #
2 Gang 2 Way 10AX Rocker	73 R22 BC - #	74 R22 SS - #	76 R22 SC - #	71 R22 PB - #	72 R22 SB - #
3 Gang 2 Way 10AX Rocker	73 R23 BC - #	74 R23 SS - #	76 R23 SC - #	71 R23 PB - #	72 R23 SB - #
4 Gang 2 Way 10AX Rocker	73 R24 BC - #	74 R24 SS - #	76 R24 SC - #	71 R24 PB - #	72 R24 SB - #
6 Gang 2 Way 10AX Rocker	73 R26 BC - #	74 R26 SS - #	76 R26 SC - #	71 R26 PB - #	72 R26 SB - #
1 Gang 2 Way 20AX Toggle	73 T21	74 T21	76 T21	71 T21	72 T21
2 Gang 2 Way 20AX Toggle	73 T22	74 T22	76 T22	71 T22	72 T22
3 Gang 2 Way 20AX Toggle	73 T23	74 T23	76 T23	71 T23	72 T23
4 Gang 2 Way 20AX Toggle	73 T24	74 T24	76 T24	71 T24	72 T24
1 Gang Triple Pole 10A Rocker	73 TP ## - #	74 TP ## - #	76 TP ## - #	71 TP ## - #	72 TP ## - #

Double Pole Switches


Description	Bright Stainless	Satin Stainless	Satin Chrome	Polished Brass	Satin Brass
1 Gang 20A DP Rocker	73 DP BC - #	74 DP SS - #	76 DP SC - #	71 DP PB - #	72 DP SB - #
1 Gang 20A DP Rocker + Neon	73 DPN BC - #	74 DPN SS - #	76 DPN SC - #	71 DPN PB - #	72 DPN SB - #
1 Gang 20A DP Rocker + Neon + Cable Out	73 DPNC BC - #	74 DPNC SS - #	76 DPNC SC - #	71 DPNC PB - #	72 DPNC SB - #
1 Gang 45A DP Red Rocker	73 45 #	74 45 #	76 45 #	71 45 #	72 45 #
1 Gang 45A DP Red Rocker + Neon	73 45N #	74 45N #	76 45N #	71 45N #	72 45N #
1 Gang Vertical 45A DP Red Rocker + Neon	73 45V #	74 45V #	76 45V #	71 45V #	72 45V #
1 Gang 45A DP Red Rocker + Neon + 13A Switched Socket	73 45SS1 BC - #	74 45SS1 SS - #	76 45SS1 SC - #	71 45SS1 PB - #	72 45SS1 SB - #

13A Fused Connection Units

Description	Bright Stainless	Satin Stainless	Satin Chrome	Polished Brass	Satin Brass
1 Gang 13A Fused Spur DP	73 SP BC - #	74 SP SS - #	76 SP SC - #	71 SP PB - #	72 SP SB - #
1 Gang 13A Fused Spur DP + Neon	73 SPN BC - #	74 SPN SS - #	76 SPN SC - #	71 SPN PB - #	72 SPN SB - #
1 Gang 13A Fused Spur DP + Neon + Cable Out	73 SPNC BC - #	74 SPNC SS - #	76 SPNC SC - #	71 SPNC PB - #	72 SPNC SB - #
1 Gang 13A Fuse Only	73 FO BC - #	74 FO SS - #	76 FO SC - #	71 FO PB - #	72 FO SB - #
1 Gang 13A Fuse + Cable Outlet	73 FOC BC - #	74 FOC SS - #	76 FOC SC - #	71 FOC PB - #	72 FOC SB - #




Decorative Wall Plates



Telephone, Data & TV Outlets

Description	Bright Stainless	Satin Stainless	Satin Chrome	Polished Brass	Satin Brass
1 Gang Telephone Master	73 TCM #	74 TCM #	76 TCM #	71 TCM #	72 TCM #
1 Gang Telephone Slave	73 TCS #	74 TCS #	76 TCS #	71 TCS #	72 TCS #
1 Gang RJ12 Outlet - Unshielded	73 J12 #	74 J12 #	76 J12 #	71 J12 #	72 J12 #
2 Gang RJ12 Outlet - Unshielded	73 2J12 #	74 2J12 #	76 2J12 #	71 2J12 #	72 2J12 #
1 Gang RJ45 CAT 5E Outlet - Unshielded	73 J45 #	74 J45 #	76 J45 #	71 J45 #	72 J45 #
2 Gang RJ45 CAT 5E Outlet - Unshielded	73 2J45 #	74 2J45 #	76 2J45 #	71 2J45 #	72 2J45 #
1 Gang Non Isolated TV 1 In/1 Out	73 TV #	74 TV #	76 TV #	71 TV #	72 TV #
2 Gang Non Isolated TV 2 In/2 Out	73 TV2 #	74 TV2 #	76 TV2 #	71 TV2 #	72 TV2 #
2 Gang Isolated TVFM 1 In/2 Out	73 TVFM #	74 TVFM #	76 TVFM #	71 TVFM #	72 TVFM #
1 Gang Isolated TV 1 In/1 Out	73 TVI #	74 TVI #	76 TVI #	71 TVI #	72 TVI #
1 Gang TV + 1 Gang Satellite	73 TVSAT #	74 TVSAT #	76 TVSAT #	71 TVSAT #	72 TVSAT #
1 Gang Non Isolated Satellite	73 SATN #	74 SATN #	76 SATN #	71 SATN #	72 SATN #
1 Gang Isolated Satellite	73 SATI #	74 SATI #	76 SATI #	71 SATI #	72 SATI #



Dimmer Switches

Description	Bright Stainless	Satin Stainless	Satin Chrome	Polished Brass	Satin Brass
1 Gang 2 Way 400W	73 1X40	74 1X40	76 1X40	71 1X40	72 1X40
2 Gang 2 Way 400W	73 2X40	74 2X40	76 2X40	71 2X40	72 2X40
3 Gang 2 Way 400W	73 3X40	74 3X40	76 3X40	71 3X40	72 3X40
4 Gang 2 Way 300W	73 4X40	74 4X40	76 4X40	71 4X40	72 4X40
1 Gang 2 Way 600W	73 1X60	74 1X60	76 1X60	71 1X60	72 1X60
1 Gang 2 Way 1000W	73 1X1K	74 1X1K	76 1X1K	71 1X1K	72 1X1K
1 Gang 100W LED 2 Way	73 1XLEDITB100	74 1XLEDITB100	76 1XLEDITB100	71 1XLEDITB100	72 1XLEDITB100
2 Gang 100W LED 2 Way	73 2XLEDITB100	74 2XLEDITB100	76 2XLEDITB100	71 2XLEDITB100	72 2XLEDITB100
3 Gang 100W LED 2 Way	73 3XLEDITB100	74 3XLEDITB100	76 3XLEDITB100	71 3XLEDITB100	72 3XLEDITB100
4 Gang 100W LED 2 Way	73 4XLEDITB100	74 4XLEDITB100	76 4XLEDITB100	71 4XLEDITB100	72 4XLEDITB100

Blank Plates

Description	Bright Stainless	Satin Stainless	Satin Chrome	Polished Brass	Satin Brass
Single Plate	73 BPS	74 BPS	76 BPS	71 BPS	72 BPS
Double Plate	73 BPD	74 BPD	76 BPD	71 BPD	72 BPD

EuroFix Apertured Plates

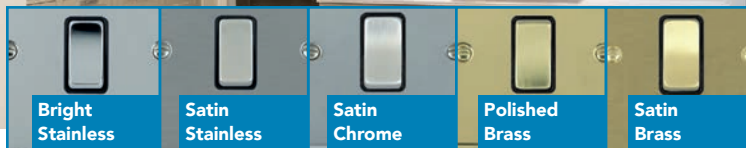
Description	Bright Stainless	Satin Stainless	Satin Chrome	Polished Brass	Satin Brass
1 Module EuroFix	73 EURO1	74 EURO1	76 EURO1	71 EURO1	72 EURO1
2 Module EuroFix	73 EURO2	74 EURO2	76 EURO2	71 EURO2	72 EURO2
3 Module EuroFix	73 EURO3	74 EURO3	76 EURO3	71 EURO3	72 EURO3
4 Module EuroFix	73 EURO4	74 EURO4	76 EURO4	71 EURO4	72 EURO4

Decorative Wall Plates

Sheer

Sheer's minimalist flat plate switches and sockets meld seamlessly into today's interiors. Mixing box fix with grid, allows it to be very flexible for different areas of a project and costs can be minimised without losing continuity of design.

- Minimalist, modern flat plate.
- Nine fantastic finishes.
- Standard box-fix electrical accessories.
- Grid & EuroFix options also available.



Replace - # with:
B for Black or **W** for White
Replace ## - # with:
BL-B for Black or **WH-W** for White

Socket Outlets

Description	Bright Stainless	Satin Stainless	Satin Chrome	Polished Brass	Satin Brass
1 Gang 13A DP Switched	83 SS1 BC - #	84 SS1 SS - #	86 SS1 SC - #	81 SS1 PB - #	82 SS1 SB - #
2 Gang 13A DP Switched	83 SS2 BC - #	84 SS2 SS - #	86 SS2 SC - #	81 SS2 PB - #	82 SS2 SB - #
1 Gang 2A Unswitched	83 US2 #	84 US2 #	86 US2 #	81 US2 #	82 US2 #
1 Gang 5A Unswitched	83 US5 #	84 US5 #	86 US5 #	81 US5 #	82 US5 #
1 Gang 13A Unswitched	83 US13 #	84 US13 #	86 US13 #	81 US13 #	82 US13 #
2 Gang 13A Unswitched	83 US99 #	84 US99 #	86 US99 #	81 US99 #	82 US99 #
2 Gang 13A SP Switched + USBx2	83 SS2USB BC - #	84 SS2USB SS - #	86 SS2USB SC - #	81 SS2USB PB - #	82 SS2USB SB - #
Shaver Socket (Dual Voltage)	83 SHS #	84 SHS #	86 SHS #	81 SHS #	82 SHS #

Switches & Toggles


Description	Bright Stainless	Satin Stainless	Satin Chrome	Polished Brass	Satin Brass
1 Gang 2 Way 10AX Rocker	83 R21 BC - #	84 R21 SS - #	86 R21 SC - #	81 R21 PB - #	82 R21 SB - #
2 Gang 2 Way 10AX Rocker	83 R22 BC - #	84 R22 SS - #	86 R22 SC - #	81 R22 PB - #	82 R22 SB - #
3 Gang 2 Way 10AX Rocker	83 R23 BC - #	84 R23 SS - #	86 R23 SC - #	81 R23 PB - #	82 R23 SB - #
4 Gang 2 Way 10AX Rocker	83 R24 BC - #	84 R24 SS - #	86 R24 SC - #	81 R24 PB - #	82 R24 SB - #
6 Gang 2 Way 10AX Rocker	83 R26 BC - #	84 R26 SS - #	86 R26 SC - #	81 R26 PB - #	82 R26 SB - #
1 Gang 2 Way 20AX Toggle	83 T21	84 T21	86 T21	81 T21	82 T21
2 Gang 2 Way 20AX Toggle	83 T22	84 T22	86 T22	81 T22	82 T22
3 Gang 2 Way 20AX Toggle	83 T23	84 T23	86 T23	81 T23	82 T23
4 Gang 2 Way 20AX Toggle	83 T24	84 T24	86 T24	81 T24	82 T24
1 Gang Triple Pole 10A Rocker	83 TP ## - #	84 TP ## - #	86 TP ## - #	81 TP ## - #	82 TP ## - #

Double Pole Switches

Description	Bright Stainless	Satin Stainless	Satin Chrome	Polished Brass	Satin Brass
1 Gang 20A DP Rocker	83 DP BC - #	84 DP SS - #	86 DP SC - #	81 DP PB - #	82 DP SB - #
1 Gang 20A DP Rocker + Neon	83 DPN BC - #	84 DPN SS - #	86 DPN SC - #	81 DPN PB - #	82 DPN SB - #
1 Gang 20A DP Rocker + Neon + Cable Out	83 DPNC BC - #	84 DPNC SS - #	86 DPNC SC - #	81 DPNC PB - #	82 DPNC SB - #
1 Gang 45A DP Red Rocker	83 45 #	84 45 #	86 45 #	81 45 #	82 45 #
1 Gang 45A DP Red Rocker + Neon	83 45N #	84 45N #	86 45N #	81 45N #	82 45N #
1 Gang Vertical 45A DP Red Rocker + Neon	83 45V #	84 45V #	86 45V #	81 45V #	82 45V #
1 Gang 45A DP Red Rocker + Neon + 13A Switched Socket	83 45SS1 BC - #	84 45SS1 SS - #	86 45SS1 SC - #	81 45SS1 PB - #	82 45SS1 SB - #


13A Fused Connection Units

Description	Bright Stainless	Satin Stainless	Satin Chrome	Polished Brass	Satin Brass
1 Gang 13A Fused Spur DP	83 SP BC - #	84 SP SS - #	86 SP SC - #	81 SP PB - #	82 SP SB - #
1 Gang 13A Fused Spur DP + Neon	83 SPN BC - #	84 SPN SS - #	86 SPN SC - #	81 SPN PB - #	82 SPN SB - #
1 Gang 13A Fused Spur DP + Neon + Cable Out	83 SPNC BC - #	84 SPNC SS - #	86 SPNC SC - #	81 SPNC PB - #	82 SPNC SB - #
1 Gang 13A Fuse Only	83 FO BC - #	84 FO SS - #	86 FO SC - #	81 FO PB - #	82 FO SB - #
1 Gang 13A Fuse + Cable Outlet	83 FOC BC - #	84 FOC SS - #	86 FOC SC - #	81 FOC PB - #	82 FOC SB - #



Decorative Wall Plates

Hamilton®



Telephone, Data & TV Outlets

Description	Bright Stainless	Satin Stainless	Satin Chrome	Polished Brass	Satin Brass
1 Gang Telephone Master	83 TCM #	84 TCM #	86 TCM #	81 TCM #	82 TCM #
1 Gang Telephone Slave	83 TCS #	84 TCS #	86 TCS #	81 TCS #	82 TCS #
1 Gang RJ12 Outlet - Unshielded	83 J12 #	84 J12 #	86 J12 #	81 J12 #	82 J12 #
2 Gang RJ12 Outlet - Unshielded	83 2J12 #	84 2J12 #	86 2J12 #	81 2J12 #	82 2J12 #
1 Gang RJ45 CAT 5E Outlet - Unshielded	83 J45 #	84 J45 #	86 J45 #	81 J45 #	82 J45 #
2 Gang RJ45 CAT 5E Outlet - Unshielded	83 2J45 #	84 2J45 #	86 2J45 #	81 2J45 #	82 2J45 #
1 Gang Non Isolated TV 1 In/1 out	83 TV #	84 TV #	86 TV #	81 TV #	82 TV #
2 Gang Non Isolated TV 2 In/2 out	83 TV2 #	84 TV2 #	86 TV2 #	81 TV2 #	82 TV2 #
2 Gang Isolated TVFM 1 In/2 Out	83 TVFM #	84 TVFM #	86 TVFM #	81 TVFM #	82 TVFM #
1 Gang Isolated TV 1 In/1 Out	83 TVI #	84 TVI #	86 TVI #	81 TVI #	82 TVI #
1 Gang TV + 1 Gang Satellite	83 TVSAT #	84 TVSAT #	86 TVSAT #	81 TVSAT #	82 TVSAT #
1 Gang Non Isolated Satellite	83 SATN #	84 SATN #	86 SATN #	81 SATN #	82 SATN #
1 Gang Isolated Satellite	83 SATI #	84 SATI #	86 SATI #	81 SATI #	82 SATI #

Dimmer Switches

Description	Bright Stainless	Satin Stainless	Satin Chrome	Polished Brass	Satin Brass
1 Gang 2 Way 400W	83 1X40	84 1X40	86 1X40	81 1X40	82 1X40
2 Gang 2 Way 400W	83 2X40	84 2X40	86 2X40	81 2X40	82 2X40
3 Gang 2 Way 400W	83 3X40	84 3X40	86 3X40	81 3X40	82 3X40
4 Gang 2 Way 300W	83 4X40	84 4X40	86 4X40	81 4X40	82 4X40
1 Gang 2 Way 600W	83 1X60	84 1X60	86 1X60	81 1X60	82 1X60
1 Gang 2 Way 1000W	83 1X1K	84 1X1K	86 1X1K	81 1X1K	82 1X1K
1 Gang 100W LED 2 Way	83 1XLEDITB100	84 1XLEDITB100	86 1XLEDITB100	81 1XLEDITB100	82 1XLEDITB100
2 Gang 100W LED 2 Way	83 2XLEDITB100	84 2XLEDITB100	86 2XLEDITB100	81 2XLEDITB100	82 2XLEDITB100
3 Gang 100W LED 2 Way	83 3XLEDITB100	84 3XLEDITB100	86 3XLEDITB100	81 3XLEDITB100	82 3XLEDITB100
4 Gang 100W LED 2 Way	83 4XLEDITB100	84 4XLEDITB100	86 4XLEDITB100	81 4XLEDITB100	82 4XLEDITB100


Blank Plates

Description	Bright Stainless	Satin Stainless	Satin Chrome	Polished Brass	Satin Brass
Single Plate	83 BPS	84 BPS	86 BPS	81 BPS	82 BPS
Double Plate	83 BPD	84 BPD	86 BPD	81 BPD	82 BPD

EuroFix Apertured Plates

Description	Bright Stainless	Satin Stainless	Satin Chrome	Polished Brass	Satin Brass
1 Module EuroFix	83 EURO1	84 EURO1	86 EURO1	81 EURO1	82 EURO1
2 Module EuroFix	83 EURO2	84 EURO2	86 EURO2	81 EURO2	82 EURO2
3 Module EuroFix	83 EURO3	84 EURO3	86 EURO3	81 EURO3	82 EURO3
4 Module EuroFix	83 EURO4	84 EURO4	86 EURO4	81 EURO4	82 EURO4

Replace - # with:
B for Black or **W** for White
 Replace ## - # with:
BL-B for Black or **WH-W** for White



Decorative Wall Plates

Hamilton®

Hartland CFX

Slim and elegant with soft rounded edges, the Hartland CFX® range helps provide the finishing touch to any project. The faceplates are firmly held in place to the back frame with a patented 4 point clipping system, concealing the fixings for a seamless finish.

- Superb finishes - others available on request.
- Choice of complementary switch insert finishes.
- Concealed fixing (CFX).
- Grid & EuroFix options also available.



Sheer CFX

Sheer CFX® are simple and elegant flat-plate switches and sockets. The range features Hamilton's patented CFX 4-point face plate clipping system allowing concealed fixing for a clean and contemporary finish that looks stylish in any environment.

- Minimalist, modern flat plate.
- Six standard finishes - others available on request.
- Concealed fixing (CFX).
- Integral gasket - ideal for walls that are not perfectly flat.
- Grid & EuroFix options also available.



Hartland CFX® Colours

Hartland CFX® Colours range will enhance any surroundings and its patented concealed fixing system affords seamless styling and sophistication. The sleek finish is attractive and tactile, whilst the practical robust Polycarbonate provides a lower priced alternative to the metal designs.

- A member of the Hartland 'family'.
- Concealed fixing (CFX).
- Further flexibility for the cost-conscious designer.
- Grid & EuroFix options also available.



Cheriton

Capturing all the charm and elegance of the Georgian and Victorian period. The plates are traditional cast brass with a choice of finishes. The range consists of two designs, Georgian rope-edge and Victorian plain.

- Georgian comes in two finishes and the Victorian in six.
- Switch inserts to match the plate finish.
- Standard box-fix electrical accessories.



Perception CFX®

The Perception CFX® range of concealed fixing electrical wiring accessories with snap-on clear front plates, is cleverly designed to insert your own wall paper or alternatively the supplied template can be painted, thereby blending discreetly into the interior decor.

- Clear plate blends into decor.
- Concealed fixing (CFX) throughout the range.
- Accommodates your own choice of wall covering.
- Grid & EuroFix options also available.



Linea-Scala CFX®

Sleek and stylish with a delicate stepped-edge frame adds a classic touch to this plate with hidden fixings. A separate back frame and our patented 4 point face plate clipping system allow the option of matching or contrasting elements.

- Minimal depth & a modern look.
- Six standard finishes - others available on request.
- Two-part plate for 'mix and match'.
- Concealed fixing (CFX).
- Grid & EuroFix options also available.



Linea-Duo CFX®

Simple and elegant with a minimalist straight frame design. A separate back frame and our patented 4 point face plate clipping system allow the option of matching or contrasting elements.

- Minimal depth and a modern look.
- Concealed fixing (CFX).
- Six standard finishes - others available on request.
- Two-part plate for 'mix and match'.
- Grid & EuroFix options also available.



Linea-Rondo CFX®

Modern and elegant two-part plate with curved edge frame and hidden fixings. A separate back frame and our patented 4 point face plate clipping system allow the option of matching or contrasting elements.

- Minimal depth & a modern look.
- Six standard finishes - others available on request.
- Concealed fixing (CFX).
- Two-part plate for 'mix and match'.
- Grid & EuroFix options also available.



Linea-Georgian CFX®

Stylish and attractive with a Georgian rope frame design adds interest to these two-part plates. Three standard stunning front plate finishes and two frame and insert finishes give an extensive choice of combinations.

- Minimal depth and a classic look.
- Two-part plate for 'mix and match'.
- Concealed fixing (CFX).
- Grid & EuroFix options also available.



Linea-Perlina CFX®

Elegant and classic with a beaded frame design adds a touch of class. Three standard stunning front plate finishes and two frame and insert finishes give a limitless choice of combinations.

- Minimal depth and a classic look.
- Two-part plate for 'mix and match'.
- Concealed fixing (CFX).
- Grid & EuroFix options also available.



Synergy[®] ... form and function in perfect harmony

The all new Synergy 13 A socket with
USB Type-A and **USB Type-C™** charging.



Whatever the application, residential or commercial, Synergy offers a great blend of style, choice and functionality, together with countless features designed to make the installer's life easier... form and function in perfect harmony.

Moulded Switches & Sockets

Knightsbridge
the mark of quality

Curved Edge Range

The Curved Edge Range of switches and sockets from Knightsbridge have a gently contoured 7mm plate with soft rounded edges. Supplied with matching screw cap covers and manufactured to the latest British Standards

NEW GRID
ACCESSORIES
NOW
AVAILABLE



Socket Outlets



Part No.	Description
CU7000U	13A 1G Unswitched
CU9000U	13A 2G Unswitched
CU9000	13A 2G DP Switched
CU9000S	13A 2G SP Switched
CU7000	13A 1G DP Switched
CU7000S	13A 1G SP Switched
CU9903	13A 1G with USB Charger (2.1A)
CU9904	13A 2G with Dual USB Charger (3.1A)
CU5U	5A 1G Unswitched Round Pin

DP Switches



Part No.	Description
CU8341	20A
CU8341N	20A with Neon
CU8331	45A
CU8331N	45A with Neon
CU8332	45A (2G Plate)
CU8332N	45A with Neon (2G Plate)

10AX Plate Switches



Part No.	Description
CU1000	1G 1-Way
CU2000	1G 2-Way
CU3000	2G 2-Way
CU4000	3G 2-Way
CU4101	4G 2-Way (1G Plate)
CU4100	4G 2-Way
CU4200	6G 2-Way
CU1200	Intermediate

Triple Pole Fan Isolator Switch



Part No.	Description
CU1100	Fan Isolator

45A Cooker Control Units



Part No.	Description
CU8333	45A Switch & 13A Socket Combo
CU8333N	45A Switch & 13A Socket Combo with Neons
CU8342	Cooker Connection Unit

13A Connection Units



Part No.	Description
CU6000	Unswitched
CU6000-3A	Unswitched (3A Fuse)
CU6000N	Unswitched with Neon
CU6300	Switched
CU6300N	Switched with Neon
CU6300F	Switched with Flex Outlet from Base
CU4200	10AX 6G 2-Way Switch
CU1200	10AX Intermediate Switch

Shaver Socket



Part No.	Description
CU8900N	115/230V Shaver Socket with Neon

Flex Outlet Plate



Part No.	Description
CU8342	20A (Centre or Base Cable Exit/Entry)

Data, Telephone & TV



Part No.	Description
CU7300	Telephone Master Socket
CU7400	Telephone Extension Socket
CU1G	1G Modular Faceplate
CU2G	2G Modular Faceplate
CU4G	4G Modular Faceplate
NETTVSWH	Screened TV Coax Module
NETSATSWH	Screened SAT TV Module
NETQDWH	Screened Quadplexer TV/SAT1/SAT2/FM DAB
NETTRIWH	Screened Triplexer TV/SAT/FM DAB
NETRJ11WH	RJ11 Module
NETCAT5WH	CAT5e Module
NETCAT6WH	CAT6 Module
NETBTSWH	Telephone Extension Module
NETBTMWH	Telephone Master Module

Dimmers



Part No.	Description
CU2161	1G 40-400W (3-150W LED)
CU2162	2G 40-400W (3-150W LED)
CU2163	3G 40-400W (3-150W LED)
CU2164	4G 40-400W (3-150W LED)
CU1DIM	1G Plate with Cap
CU2DIM	2G Plate with Caps
VFR200M	10-200W (5-150W) Trailing Edge Dimmer Module

Metal Sockets with USB

Knightsbridge®
the mark of quality

USB Sockets

Switched Sockets with USB Charger and Built-in Charging Indicators

- 13A rated.
- Dual USB charger.
- Built-in charging indicators.
- Min mounting depth of 25-35mm dependent on wiring environment.

FLAT PLATE
switches and sockets



Part No.	Description	Insert	Qty	
FPR9904NBC	Brushed Chrome	Black	1	NEW
FPR9904NBCG	Brushed Chrome	Grey	1	NEW
FPR9904NBCW	Brushed Chrome	White	1	NEW

SCREWLESS
switches & sockets



Part No.	Description	Insert	Qty	
SFR9904NBC	Brushed Chrome	Black	1	NEW
SFR9904NBCG	Brushed Chrome	Grey	1	NEW
SFR9904NBCW	Brushed Chrome	White	1	NEW
SFR9904NMW	Matt White	White	1	NEW



CHARGING

CHARGED

Bluetooth Sockets

Switched Socket with USB Charger and Bluetooth Speaker

- 13A rated.
- Dual USB charger.
- Built-in 3W RMS Bluetooth speaker.
- Min. mounting depth of 35mm.

FLAT PLATE
switches and sockets



Part No.	Description	Insert	Qty	
FPR9905BC	Brushed Chrome	Black	1	NEW
FPR9905BCG	Brushed Chrome	Grey	1	NEW
FPR9905BCW	Brushed Chrome	White	1	NEW

SCREWLESS
switches & sockets



Part No.	Description	Insert	Qty	
SFR9905BC	Brushed Chrome	Black	1	NEW
SFR9905BCG	Brushed Chrome	Grey	1	NEW
SFR9905BCW	Brushed Chrome	White	1	NEW
SFR9905MW	Matt White	White	1	NEW



NEW GRID ACCESSORIES NOW AVAILABLE

White Moulded



13A Sockets



Part No.	Description
K2744WHI	2 Gang Integrated USB Sockets
K780WHI	1 Gang Unswitched Socket
K781WHI	2 Gang Unswitched Socket
K2757WHI	1 Gang DP Switch Socket
K2747WHI	2 Gang DP Switch Socket
K2737WHI	3 Gang DP Switch Socket
K2657WHI	1 Gang DP Switch Socket with Neon
K2647WHI	2 Gang DP Switch Socket with Neon
K2757D1WHI	1 Gang DP Switch Socket with Red Rocker
K2747D1WHI	2 Gang DP Switch Socket with Red Rocker
K2757D1RED	1 Gang DP Switch Socket - Red
K2747D1RED	2 Gang DP Switch Socket - Red
K2657D1RED	1 Gang DP Switch Socket - Red with Neon
K2746WHI	2 Gang DP Switch Socket with Outboard Rockers
K2746CEWHI	2 Gang DP Switch Socket with Outboard Rockers & Clean Earth
K2746D1WHI	2 Gang DP Switch Socket with Red Outboard Rockers

10A Plateswitches



Part No.	Description
K4870WHI	1 Gang 1 Way
K4871WHI	1 Gang 2 Way
K4872WHI	2 Gang 2 Way
K4873WHI	3 Gang 2 Way
K4874WHI	4 Gang 2 Way
K4879WHI	6 Gang 2 Way
K4875WHI	1 Gang Intermediate
K4876WHI	1 Gang 1 Way DP
K4878BWHI	1 Gang 2 Way Push Switch with Bell Symbol
K4878PWHI	1 Gang 2 Way Push Switch Marked Press
K4781WHI	1 Gang 2 Way with Wide Rocker
K4782WHI	2 Gang 2 Way with Wide Rockers
K4783WHI	3 Gang 2 Way with Wide Rockers
K4785WHI	1 Gang Intermediate with Wide Rocker
K4841WHI	1 Gang 2 Way Architrave Switch
K4842WHI	2 Gang 2 Way Architrave Switch

USB Sockets



Part No.	Description
K5837WHI	USB Charging Module
K182WHI	1 Gang Euro Frontplate

Round Pin Sockets



Part No.	Description
K770WHI	1 Gang Shuttered Unswitched 2A
K771WHI	1 Gang Shuttered Unswitched 5A
K2891WHI	1 Gang DP Shuttered Switchsocket 5A
K772WHI	1 Gang Shuttered Unswitched 15A
K2893WHI	1 Gang DP Shuttered Switchsocket 15A
K2493WHI	1 Gang DP Shuttered Switchsocket with Neon 15A

DP Switches



Part No.	Description
K5403WHI	DP Switch 20A
K5423WHI	with Neon 20A
K5423D1WHI	Neon & Red Rocker 20A
K5423WHWHI	Neon Marked Water Heater 20A
K5105WHI	Neon 32A
K5205WHI	On Large Plate 50A
K5215WHI	Neon On Large Plate 50A
K5215CKWHI	Neon Marked Cooker Large Plate 50A
K5215SHWHI	Neon Marked Shower Large Plate 50A
K5012WHI	Metal with Neon On Large Plate 50A
K5230WHI	Metal with Neon On Large Plate 50A

13A Connection Units



Part No.	Description
K337WHI	Unswitched
K337KOWHI	Unswitched with Tamperproof Screw
K377WHI	Unswitched with Neon
K1040WHI	Switched DP
K1040KOWHI	Switched DP with Tamperproof Screw
K1060WHI	Switched DP with Neon
K1060D1WHI	Switched DP with Neon & Red Rocker
K1030WHI	Switched DP with Front Flex Outlet
K1070WHI	Switched DP with Neon & Front Flex Outlet
K1070D1WHI	Switched DP with Neon & Front Flex Outlet & Red Rocker
K330WHI	Switched DP with Base Flex Outlet
K370WHI	Switched DP with Neon & Base Flex Outlet
K370D1WHI	Switched DP with Neon & Base Flex Outlet & Red Rocker
K2000	Padlock

20A Dual Switches



Part No.	Description
K5208WHI	Controlling Dual Immersion Heaters
K5207WHI	With Neon for Controlling Dual Immersion Heaters

Triple Pole Isolators



Part No.	Description
K4859WHI	TP Fan Isolator Switch
K4857WHI	TP Fan Isolator Switch with Lock & Key
K4858	Switchlock
K2000	Padlock

45A Cooker Controls



Part No.	Description
K5040WHI	2 Gang DP Surface with 13A Switchsocket
K5041WHI	2 Gang DP Surface with 13A Switchsocket & Neons
K5060WHI	2 Gang DP Flush with 13A Switchsocket
K5061WHI	2 Gang DP Surface with 13A Switchsocket & Neons
K5011WHI	2 Gang Metal DP with 13A Switchsocket On Large Plate & Neons
K5001WHI	2 Gang Metal DP with 13A Switchsocket & Neons On Large Plate
K5045WHI	Cooker Connection Unit

Flex Outlets



Part No.	Description
K1090WHI	Flex Outlet Frontplate Unfused 20A

White Moulded



Shaver Sockets



Part No.	Description
K700WHI	Shaver Socket Outlet Fused 220V-250V
K701WHI	Dual Voltage Shaver Socket Outlet 115V/230V

Data, Telephone, TV & Audio



Part No.	Description
K422WHI	1 Gang Telephone Master
K427WHI	1 Gang Telephone Secondary
K4817WHI	1 Gang RJ11 Phone Socket
K3550WHI	Single Non-Isolated TV / Co-Axial
K3552WHI	Twin TV / FM Diplexer
K3521WHI	Single Isolated TV / Co-Axial Socket
K3522WHI	Twin Isolated TV / Co-Axial Sockets
K3525WHI	Single F Type Satellite Socket
K3525D1WHI	Twin F Type Satellite Sockets
K5801WHI	Euro 1 Module BNC 50 Ohm
K5845WHI	Euro 1 Module RJ45 Cat5e (UTP)
K5805WHI	Euro 1 Module Audio Binding Post Set (Twin Loudspeaker)
K5806WHI	Euro 1 Module RCS to 110 Termination Set
K5807WHI	Female HDMI Outlet
K181WHI	Euro 1 Module Frontplate (1 Gang)
K182WHI	Euro 2 Module Frontplate (1 Gang)
K2740WHI	4 Gang 13A DP Combination Plate with TV/FM/DAB/SATx2 Quad, TV & Telephone
K2741WHI	2 Gang 13A DP Combination Plate with 4x Euro Aperture

Low Voltage Dimmers



Part No.	Description
K1521WHILV	1 Gang 1 Way 300W / 240VA
K1522WHILV	2 Gang 2 Way 300W / 240VA
K1501WHILV	1 Gang 2 Way 500W / 400VA

Push/Rotary Dimmers



Part No.	Description
Push Dimmers	
K1534WHI	1 Gang 2 Way 250W
K701WHI	1 Gang 2 Way 450W
Rotary Dimmers	
K1531WHI	1 Gang 1 Way 250W
K1532WHI	2 Gang 1 Way 250W
K1533WHI	2 Gang 2 Way 250W
K1511WHI	1 Gang 1 Way 450W

Intelligent LED Dimmers



Part No.	Description
K1523WHILV	1 Gang 2 Way on Single Plate 40-300W/240VA/4-70W
K1524WHILV	1 Gang 2 Way on Double Plate 40-300W/240VA/4-70W

Filtered Sockets



Part No.	Description
K1816WHI	2 Gang DP Spike Switchsocket
K1816KOWHI	2 Gang DP Spike with Tamperproof Screws
K1826WHI	2 Gang DP Spike & RFI Switchsocket
K1826KOWHI	2 Gang DP Spike & RFI with Tamperproof Screws
K1800WHI	Replacement Filter Cassette

13A Non-Standard Sockets



Part No.	Description
K1257WHI	1 Gang DP Switch Socket
K1246WHI	2 Gang DP Switch Socket
K1257D1WHI	1 Gang DP Switch Socket with Red Rocker
K1246D1WHI	2 Gang DP Switch Socket with Red Rockers
K1246D1RED	2 Gang DP Switch Socket - Red

Blank Plates



Part No.	Description
K3827WHI	1 Gang Blank Plate
K3828WHI	2 Gang Blank Plate
K3825WHI	1 Gang Architrave Blank Plate
K5033WHI	Large Metal Blank Plate

Surface Mounting Boxes



Part No.	Depth	Description
K2160WHI	16mm	1 Gang Logic Plus
K2161WHI	16mm	2 Gang Logic Plus
K2140WHI	30mm	1 Gang Logic Plus
K2142WHI	30mm	2 Gang Logic Plus
K2153WHI	30mm	3 Gang Logic Plus
K2151WHI	16mm	1 Gang Architrave Logic Plus
K2152WHI	16mm	2 Gang Architrave Logic Plus
K2025WHI	35mm	Dual 1 Gang Logic Plus
K2031WHI	40mm	1 Gang Logic Plus
K2172WHI	40mm	2 Gang Logic Plus
2140WHI	32mm	1 Gang
2031WHI	44mm	1 Gang

PVC Surface Mounting Boxes



Part No.	Depth	Description
2120WHI	19mm	1 Gang Square Corners
2180WHI	32mm	1 Gang for Oval Conduit Square Corners
2181WHI	32mm	1 Gang for Round Conduit Square Corners
2182WHI	32mm	2 Gang for Oval Conduit Square Corners
2183WHI	32mm	2 Gang for Round Conduit Square Corners
K2181WHI	32mm	1 Gang Logic Plus Round Corners
K2183WHI	32mm	2 Gang Logic Plus Round Corners
K2185WHI	32mm	3 Gang Logic Plus Round Corners


Dimensions & Metalclad

MK Dimensions

Specifically designed to be modular, the clip-on frontplate and functional module are individual component products - so you can order the parts separately to fit in with your build schedule.

MK Dimensions features the latest product innovations, including integrated USB sockets, LED dimmers and multimedia plates.

It has a stylish screwless design and flexible range of nine high quality finishes including metals and synthetics.



Metalclad Plus™

Plateswitches



Part No.	Description
K3591ALM	1 Gang 2 Way
K3592ALM	2 Gang 2 Way
K3593ALM	3 Gang 2 Way
K3781ALM	1 Gang 2 Way with Wide Rocker
K3782ALM	2 Gang 2 Way with Wide Rockers
K3091WHI	1 Gang 2 Way - White
K3092WHI	2 Gang 2 Way - White

Lockable Switch & Sockets



Part No.	Description
K2435ALM	1 Gang 13A DP Key Operated Socket
K5252ALM	20A DP Key Operated Switch

13A Socket Outlets



Part No.	Description
K848ALM	1 Gang Unswitched Socket
K850ALM	2 Gang Unswitched Socket
K2977ALM	1 Gang DP Switchsocket
K2977D66ALM	1 Gang DP Switchsocket with Red Rocker
K2946ALM	2 Gang DP Switchsocket
K2946D66ALM	2 Gang DP Switchsocket with Red Rockers
K2477ALM	1 Gang DP Switchsocket with Neon
K2477D66ALM	1 Gang DP Switchsocket with Neon & Red Rocker
K2446ALM	2 Gang DP Switchsocket with Neons
K2446D66ALM	2 Gang DP Switchsocket with Neons & Red Rockers
K2945ALM	2 Gang DP Switchsocket with Outboard Rockers
K2945D66ALM	2 Gang DP Switchsocket with Red Outboard Rockers
K3077WHI	1 Gang DP Switchsocket - White
K3046WHI	2 Gang DP Switchsocket - White
K3045WHI	2 Gang DP Switchsocket with Outboard Rockers - White

All products have dual earth terminals and are supplied with metal surface mounting box.

DP Switches



Part No.	Description
K5212ALM	DP Switch 20A
K5232ALM	with Neon 20A
K5242ALM	with Neon & Flex Outlet 20A
K5240ALM	with Neon 32A
K5230ALM	with Neon on Large Plate 45A

13A Connection Units



Part No.	Description
K954ALM	Unswitched
K954KOALM	Unswitched with Tamperproof Screw
K983ALM	Unswitched with Neon
K989ALM	Unswitched with Flex Outlet
K986ALM	Unswitched with Neon & Flex Outlet
K942ALM	DP Switched
K962ALM	DP Switched with Neon
K932ALM	DP Switched with Flex Outlet
K972ALM	DP Switched with Neon & Flex Outlet

All products supplied with metal surface mounting box.




Weatherproof & Wireless

Masterseal Plus™

Masterseal Plus™ has been specifically developed for use in both outdoor and indoor environments, and where wiring devices and accessories would be at risk from penetration by dust or water. With a rating of IP66, Masterseal Plus™ offers total protection against dust, and is protected against high pressure jets of water from any direction. Masterseal Plus™ sockets can seal around virtually any standard 13A plug - including moulded on plugs - allowing safe connection for any appliance.

IP66 13A Socket Outlets



Add suffix:
GRY for Grey,
WHI for White
BLK for Black

Part No.	Description
K56480	1 Gang Unswitched Socket
K56481	2 Gang Unswitched Socket
K56486	1 Gang DP Switched Socket
K56482	2 Gang DP Switched Socket
K56488	2 Gang DP Switched Socket with Clear Cover
K56485	1 Gang Sp Unswitched Socket with Digital Timer

IP66 Switches



Add suffix:
GRY for Grey,
WHI for White
BLK for Black

Part No.	Description
K56400	10A 1 Gang 1 Way SP
K56401	10A 1 Gang 2 Way SP
K56402	10A 2 Gang 1 Way SP
K56406	10A 1 Gang 1 Way DP
K56407	10A 1 Gang 1 Way SP Push Switch with Bell Symbol
K56408	10A 1 Gang 2 Way SP Push Switch marked PRESS
K56409	20A 1 Gang 1 Way SP Push Switch marked PRESS

IP66 13A Connection Units



Add suffix:
GRY for Grey,
WHI for White
BLK for Black

Part No.	Description
K56410	1 Gang DP Switched Connection Unit

IP66 13A RCD Protected Socket Outlets



Add suffix:
GRY for Grey,
WHI for White
BLK for Black

Part No.	Description
K56301	1 Gang DP RCD Socket 30mA Active
K56231	2 Gang SP RCD Socket 30mA Active
K56233	2 Gang SP RCD Socket 30mA Passive

IP66 Lockable Switches Sockets



Add suffix:
GRY for Grey,
WHI for White
BLK for Black

Part No.	Description
K56487	1 Gang DP Key Operated Socket 13A
K56425	1 Gang DP Key Operated Socket 20A

Echo™



Echo™ is an innovative range of entirely wireless, batteryless and self-powered switches, only available from MK Electric.

Wireless - No wires offers the benefits of almost instant switch installation and total location flexibility, resulting in reduced costs and disruption as well as improved speed and ease of installation - invaluable for areas needing to re-arrange space periodically, eg commercial offices or those where the channelling of walls isn't permissible or feasible such as historic buildings or glass partition walls.

Batteryless - No batteries means low maintenance and low running costs. No need to buy, fit, replace or dispose of batteries, eliminating nuisance and waste for a more sustainable option.

Self Powered - The new echo range works by harvesting tiny amounts of ambient energy which power a switch (Transmitter) to send an RF signal to the Switch Receiver which is connected to the lighting circuit - operating lighting at ranges of up to 30 metres within typical buildings.

Logic Plus

Part No.	Description
K48786WHI	1 Gang Switch Transmitter
K4789WHI	2 Gang Switch Transmitter
K4710P	Surface Mounted Pattress

Metalclad Plus™

Part No.	Description
K3786ALM	1 Gang Switch Transmitter
K3787ALM	2 Gang Switch Transmitter

Masterseal Plus™

Part No.	Description
55400GRY	1 Gang Switch Transmitter
55406GRY	2 Gang Switch Transmitter
55000GRY	Enclosure for Small Load Receiver

Switch Receivers

Part No.	Description
K5418R	Small Load Switch Receiver
K5413R	10A Switch Receiver

Accessories


Part No.	Description
K5417R	Remote Control
K541R	Field Strength Indicator
K5414R	Repeater

Gridswitch

GRID PLUS

Modular switching and monitoring systems in attractive finishes.

10A Switch Modules



Part No.	Description
K4881	1 Way SP Switch
K4981	1 Way DP Switch
K4882	2 Way SP Switch
K4885	2 Way SP Push Switch
K4885RED	2 Way SP Push Switch with Red Rocker
K4885B	2 Way SP Push Switch with Bell Symbol
K4885P	2 Way SP Push Switch Marked PRESS
K4900	1 Way Retractive Switch

Available in Black or White.

Indicator Modules



Part No.	Description
K4889RED	Red Indicator Unit 200 - 250V Neon
K4889AMB	Amber Indicator Unit 200 - 250V Neon
K4889GRN	Green Indicator Unit 200 - 250V Neon
K4836RED	Red Indicator Unit 21 - 36V Filament
K4836AMB	Amber Indicator Unit 21 - 36V Filament
K4836GRN	Green Indicator Unit 21 - 36V Filament

Available in Black or White.

20A Key Switch Modules



Part No.	Description
K4894	Intermediate Key Switch
K4898	2 Way SP Key Switch
K4898EL	2 Way SP Key Switch marked EMG LTG TEST
K4917	1 Way DP Key Switch
K4917EL	1 Way DP Key Switch marked EMG LTG TEST
K4918	2 Way SP Key Switch Biased One Way

Available in Black or White.

20A Switch Modules



Part No.	Description
K4891	1 Way SP Switch
K4891W	1 Way SP Switch with Window
K4896	1 Way DP Switch*
K4896RED	1 Way DP Switch with Red Rocker
K4896N	1 Way DP Switch with Neon*
K4896W	1 Way DP Switch with Window
K4910	1 Way DP Push to Make Switch
K4910RED	1 Way DP Push to Make Switch with Red Rocker
K4915	1 Way DP Push to Break Switch
K4915RED	1 Way DP Push to Break Switch with Red Rocker
K4892	2 Way SP Switch
K4892RED	2 Way SP Switch with Red Rocker
K4892L	2 Way SP Switch with Integral Neon
K4892W	2 Way SP Switch with Window
K4899	2 Way & Off SP Switch
K4899RED	2 Way & Off SP Switch with Red Rocker
K4893	Intermediate Switch
K4893RED	Intermediate Switch with Red Rocker

Available in Black or White. *Engraved Modules Available.

Dimmer Switch Modules



Part No.	Description
K4501LV	1 Module 40W/VA - 220W/180VA Max
K4500LV	2 Module 60W/VA - 400W/320VA Max
LED Dimmer Switch Module	
K4511LV	1 Module 2 Way 40-220W/180VA/4-70W


Available in Black or White.

Accessory Modules



Part No.	Description
K4520	Single Non Isolated TV Co-Axial Module
K4521	Single Isolated TV Co-Axial Module
K4000	Buzzer Unit 200 - 250V
K4001	Buzzer Unit 21 - 36V
K4880	Blank Insert
K4886	Cord Outlet 16A
K4890	Fuse Unit 13A
K4890KO	Fuse Unit with Tamperproof Screw 13A

Grids



Part No.	Description
K3701	1 Gang
K3702	2 Gang
K3703	3 Gang
K3704	4 Gang
K3706	6 Gang

K3703/K3704/K3706 used in multiples for 6, 8, 9, 12, 18 & 24 Gang.

Cover Plates



Part No.	Description
White Moulded	
K3631WHI	1 Gang
K3632WHI	2 Gang
K3633WHI	3 Gang
K3634WHI	4 Gang
K3636WHI	6 Gang
K3638WHI	8 Gang
K3639WHI	9 Gang
Metal Clad	
K3491ALM	1 Gang
K3492ALM	2 Gang
K3493ALM	3 Gang
K3494ALM	4 Gang
K3496ALM	6 Gang
K3498ALM	8 Gang
K3499ALM	9 Gang
K3502ALM	12 Gang
K3508ALM	18 Gang
K3514ALM	24 Gang

Mounting Boxes with Knockouts



Part No.	Description
Logic Plus	
K891ALM	1/2 Gang
K892ALM	3/4 Gang
K893ALM	6/8 Gang
K895ALM	12 Gang
Metal Clad Plus	
K8891ALM	1/2 Gang
K8892ALM	3/4 Gang
K8893ALM	6/8 Gang
K8895ALM	12 Gang

Metalclad

Metalclad

Exclusive Metalclad

The Exclusive Metalclad range has been built to perform. The strong industrial design supported by a robust technical specification makes this range the perfect choice for a variety of commercial and public buildings. Popular trends in the domestic market for modern loft style interiors also provide the perfect backdrop for this range.

Part No.	Description
GMC131S	1 Gang Unswitched Socket
GMC132S	2 Gang Unswitched Socket
GMC131SS	1 Gang DP Switched Socket
GMC132SS	2 Gang DP Switched Socket



10AX Plateswitches



DP Switches



Part No.	Description
GMC612	1 Gang 2 Way
GMC622	2 Gang 2 Way
GMC632	3 Gang 2 Way
GMCINT	1 Gang Intermediate

All products supplied with metal surface box.

Part No.	Description
GMC20S	DP Switch 20A
GMC20SN	With Neon 20A
GMC50S	DP Switch 50A
GMC50SN	With Neon 50A
GMC50S2N	With Neon on Large Plate 50A

All products supplied with metal surface box.

10AX Fused Connection Units



DP Switches



Part No.	Description
GMC13SP	Unswitched
GMC13SPN	Unswitched with Neon
GMC13SPF	Unswitched with Flex Outlet
GMC13SPNF	Unswitched with Neon & Flex Outlet
GMC13SSP	Switched DP
GMC13SSPN	Switched DP with Neon 13A
GMC13SSPF	Switched DP with Flex Outlet
GMC13SSPNF	Switched DP with Neon & Flex Outlet

All products supplied with metal surface mounting box.

Weatherproof

Exclusive Weatherproof Range

The Exclusive weatherproof accessories are tough, durable options for outdoor or more arduous environments. Socket outlets are IP55 rated for even greater weather resistance.

The smooth curved design also delivers on aesthetic appeal whilst providing a high performance application.



Ultimate Screwless Flat Plate



Indulge in ultimate luxury with seamless lines and no visible screws. Combining fashion and functionality, the Ultimate Screwless flat plate range provides the perfect solution for customers looking for a cutting edge modern design with the latest installation features and benefits.

Ultimate Low Profile



Ultimate low profile offers a contemporary and refreshing twist on traditional designs with its softly curved edge and quality metal finishes. With its forgiving 5mm plate depth to accommodate uneven wall surfaces, it is also an ideal solution for remodel and renovation projects.

Ultimate Flat Plate



Add that special touch to any interior - Ultimate flat plate combines superior engineering with 1.5mm ultra slim, ultra chic flat plate design. The comprehensive array of finishes ensures that you will always find the perfect compliment to your design.

Ultimate Grid



The comprehensive ULTIMATE grid system has been specially designed to bring beauty and style to commercial and residential spaces.

With a vast array of modules to choose from, including data and communications, ULTIMATE grid can provide the ideal solution for highly technical specifications

White Moulded

Socket Outlets



Exclusive Part No.	Lisse Part No.	Ultimate Part No.	Description
GSKT1G	GGBL3050	GU3050	1 Gang Unswitched Socket
GSKT2G	GGBL3060	GU3060	2 Gang Unswitched Socket
GSKTSW1G	GGBL3010	GU3010	1 Gang SP Switched Socket
-	GGBL3010D	GU3010D	1 Gang DP Switched Socket
GSKTSW2G	GGBL3020	GU30220	2 Gang SP Switched Socket
GSKTSWDP2G	GGBL3020D	GU3020D	2 Gang DP Switched Socket
-	GGBL3010 & GGBLSIND	GU3011	1 Gang SP Switched Socket with Neon
-	GGBL3020 & GGBLSIND	GU3021	2 Gang SP Switched Socket with Neon
-	GGBL30202USBS	-	2 Gang SP Switched Socket with 2 x USB
GSKTSW3G	-	-	3 Gang SP Switched Socket

Plate Switches



Exclusive Part No.	Lisse Part No.	Ultimate Part No.	Description
GSW1G1W	GGBL1011	GU1011	1 Gang 1 Way
GSW1G2W	GGBL1012	GU1012	1 Gang 2 Way
GSWINT	GGBL1014	GU1014	1 Gang Intermediate
GSW2G2W	GGBL1022	GU1022	2 Gang 2 Way
GSW3G2W	GGBL1032	GU1032	3 Gang 2 Way
GSW4G2W	GGBL1042	GU1042	4 Gang 2 Way
-	-	GU1062	6 Gang 2 Way
GSWA1G2W	GGBL1012A	GU1012A	1 Gang 2 Way Architrave
GSWA2G2W	GGBL1022A	GU1022A	2 Gang 2 Way Architrave

13A Fused Connection Units



Exclusive Part No.	Lisse Part No.	Ultimate Part No.	Description
GSPUR3A	-	GU50003	Unswitched 3A
GSPUR	GGBL5000	GU50003	Unswitched
GNSPUR	GGBL5000 & GGBLSIND	GU5001	Unswitched with Neon
-	-	GU50033	Unswitched with Flex Outlet 3A
-	GGBL5000 & GGBLSPC1FO	GU50033	Unswitched with Flex Outlet
GNSPUR	GGBL5000 & GGBLSIND & GGBLSPC1FO	GU5004	Unswitched with Neon & Flex Outlet
GSWSPUR	GGBL5010	GU5010	Switched DP
GSWNSPUR	GGBL5011	GU5011	Switched DP with Neon
-	GGBL5010 & GGBLSPC1FO	GU5013	Switched DP with Flex Outlet
GSWNSPUR	GGBL5011 & GGBLSPC1FO	GU5014	Switched DP with Neon & Flex Outlet

DP Switches



Exclusive Part No.	Lisse Part No.	Ultimate Part No.	Description
GSWDP20A	GGBL2010	GU2010	DP Switch 20A
GSWDPN20A	GGBL2011	GU2011	DP Switch with Neon 20A
GSWDP20AFO	GGBL2010 & GGBLSPC1FO	GU2013	DP Switch with Flex Outlet 20A
GSWDPN-20AFO	GGBL2011 & GGBLSPC1FO	GU2014	DP Switch with Neon & Flex Outlet 20A
GSWDPN-20AFOWH	GGBL2014WH	GU2014WH	DP Switch with Neon & Flex Outlet Marked Water Heater 20A
GCKR50A	GGBL4011	GU4010	DP Switch 50A
GCKRN50A	GGBL4011	GU4011	DP Switch with Neon 50A
GCKR50A2G	GGBL4021	GU4020	DP Switch on Large Plate 50A
GCKRN50A2G	GGBL4021	GU4021	DP Switch on Large Plate with Neon 50A


Flex Outlet Front Plates



Exclusive Part No.	Lisse Part No.	Ultimate Part No.	Description
GSFOPLATE (20A)	GGBL2033	GU2033	Side Entry 25A
GFOPLATE	-	GU2003	Front Entry 20A

White Moulded

TP Fan Isolator Switches



Exclusive Part No.	Lisse Part No.	Ultimate Part No.	Description
GSWTPS	GGBL1013	GU1013	TP Fan Isolator Switch
GSWISO2	-	-	3 Pole Lockable Isolator
-	GGBL1013L	-	Isolator and 10AX 1 Gang 2 Way Switch
-	GGBL1013R	-	1 Gang 2 Way Switch and 10A Isolator

Data, Telephone & TV Outlets



Exclusive Part No.	Lisse Part No.	Ultimate Part No.	Description
GTELMAS	GGBL7061	GU7061	1 Gang BT Phone Master
GTELSEC	GGBL7062	GU7062	1 Gang BT Phone Secondary
GTELRJ11	GGBL7051	GU7051	1 Gang RJ11
GTELRJ45	GGBL7071C5	GU7071	1 Gang RJ45 CAT5e
-	GGBL7071C6	-	1 Gang RJ45 CAT6
GSKTCOAX	GGBL7010	GU7010	Single TV / Co-axial Sockets
GSKTCOAX2G	GGBL7020	GU7020	Twin TV / Co-axial Sockets
-	GGBL7030	GU7030	Single F Type Satellite Socket
-	-	GU7040	Twin F Type Satellite / Co-Axial Sockets

Shaver Socket



Exclusive Part No.	Lisse Part No.	Ultimate Part No.	Description
GSHVSKT	GGBL7090S	GU7090	Dual Voltage Shaver Socket

Blank Plates



Exclusive Part No.	Lisse Part No.	Ultimate Part No.	Description
GBLANK1G	GGBL8010	GU8010	1 Gang Blank Plate
GBLANK2G	GGBL8020	GU8020	2 Gang Blank Plate

45A Cooker Control Units



Exclusive Part No.	Lisse Part No.	Ultimate Part No.	Description
G45ACCU	GGBL4001	GU4000	2 gang DP with 13A Switched Socket
G45ACCUN	GGBL4001	GU4001	2 gang DP with 13A Switched Socket and Neon
G45CX	GGBL4050	GU4050	Cooker Connection Unit

Surface Mounting Boxes



Exclusive Part No.	Lisse Part No.	Ultimate Part No.	Description
GPAT1G16	GGBL9116	GU9116	1 Gang 16mm
GPAT1G25	GGBL9125	GU9125	1 Gang 25mm
GPAT2G25	GGBL9225	GU95225	2 Gang 25mm
GPAT3G25	-	-	3 Gang 25mm
-	-	GU9135	1 Gang 35mm
-	-	GU9235	2 Gang 35mm
GPAT1G47	GGBL9147 (40mm)	GU9147	1 Gang 47mm
GPAT2G47	GGBL9247 (40mm)	GU9247	2 Gang 47mm
GPATDG25	-	GU9D25	2 Gang Dual 25mm
GPAT1G16A	GGBL9116A	GPAT1G16A	1 Gang Architrave
GPAT2G16A	GGBL9216A	GPAT2G16A	2 Gang Architrave

Decorative

Socket Outlets

Lisse Deco Part No.	Ultimate Low Profile Part No.	Ultimate Flat Plate Part No.	Ultimate Screwless Flat Plate Part No.	Description
-	-	GU3250***	GU3450***	1 gang Unswitched Socket
GGBL3060***S	-	GU3260***	GU3460***	2 gang Unswitched Socket
GGBL3010***	GU3510***	GU3210***	GU3410***	1 gang SP Switched Socket
GGBL3010D***	-	GU3210D***	GU3410D***	1 gang DP Switched Socket
GGBL3020***	GU3520***	GU3220***	GU3420***	2 gang SP Switched Socket
GGBL3020D***	GU3530***	GU3220D***	GU3420D***	2 gang DP Switched Socket
GGBL3011D***	-	-	GU3411D***	1 gang DP Switched Socket with Neon
GGBL3021D***	-	-	GU3421D***	2 gang DP Switched Socket with Neon
GGBL30102USBA***S	-	-	-	1 gang SP Switched Socket outlet with 2 x USB
GGBL30202USBA***S	-	-	GGBGU34202USB***	2 gang SP Switched Socket outlet with 2 x USB



Plate Switches

Lisse Deco Part No.	Ultimate Low Profile Part No.	Ultimate Flat Plate Part No.	Ultimate Screwless Flat Plate Part No.	Description
GGBL1012***	GU1512***	GU1212***	GU1412***	1 gang 2 way
GGBL1014***	GU1514***	GU1214***	GU1414***	1 gang Intermediate
GGBL1022***	GU1522***	GU1222***	GU1422***	2 gang 2 way
GGBL1032***	GU1532***	GU1232***	GU1432***	3 gang 2 way
GGBL1042***	GU1542***	GU1242***	GU1442***	4 gang 2 way
-	-	GU1262***	GU1462***	6 gang 2 way
GU1012R***S	-	GU1212R***	GU1412R***	1 gang 2 way Retractive



DP Switches

Lisse Deco Part No.	Ultimate Low Profile Part No.	Ultimate Flat Plate Part No.	Ultimate Screwless Flat Plate Part No.	Description
GGBL2010***S	-	GU2210***	GU2410***	DP Switch 20A
GGBL2011***S	GU2511***	GU2211***	GU2411***	DP Switch with Neon 20A
-	GU2513***	GU2213***	GU2413***	DP Switch with Flex Outlet 20A
-	-	GU2214***	GU2414***	DP Switch with Neon & Flex Outlet 20A
GGBL2014WH***	-	GU2214WH***	GU2414WH***	DP Switch with Neon & Flex Outlet marked Water Heater 20A
GGBL4011***	-	-	-	DP Switch with Neon 50A
GGBL4021***	GU4521***	GU4221***	GU4421***	DP Switch on Large Plate with Neon 50A



13A Fused Connection Units

Lisse Deco Part No.	Ultimate Low Profile Part No.	Ultimate Flat Plate Part No.	Ultimate Screwless Flat Plate Part No.	Description
GGBL5000***	GU5500***	GU5200***	GU5400***	Unswitched
GGBL5003***	-	GU5203***	GU5403***	Unswitched with Flex Outlet
GGBL5010***	GU5510***	GU5210***	GU5410***	Switched DP
GGBL5011***	GU5511***	GU5211***	GU5411***	Switched DP with Neon
-	-	GU5213***	GU5413***	Switched DP with Flex Outlet
GGBL5013***	GU5514***	GU5214***	GU5414***	Switched DP with Neon & Flex Outlet



TP Fan Isolator Switch

Lisse Deco Part No.	Ultimate Low Profile Part No.	Ultimate Flat Plate Part No.	Ultimate Screwless Flat Plate Part No.	Description
GGBL1013***	GU1513***	GU1213***	GU1413***	TP Fan Isolator Switch



Decorative

Shaver Socket

Lisse Deco Part No.	Ultimate Low Profile Part No.	Ultimate Flat Plate Part No.	Ultimate Screwless Flat Plate Part No.	Description
GGBL7090***S	GU7590***	GU7290***	GU7490***	Dual Voltage Shaver Socket

45A Cooker Control Units

Lisse Deco Part No.	Ultimate Low Profile Part No.	Ultimate Flat Plate Part No.	Ultimate Screwless Flat Plate Part No.	Description
GGBL4001***	GU4501***	GU4201***	GU4401***	2 Gang DP with 13A Switched Socket and Neon

Data, Telephone & TV Outlets

Lisse Deco Part No.	Ultimate Low Profile Part No.	Ultimate Flat Plate Part No.	Ultimate Screwless Flat Plate Part No.	Description
GGBL7061***	GU7561***	GU7261***	GU7461***	1 Gang BT Phone Master
GGBL7062***	GU7562***	GU7262***	GU7462***	1 Gang BT Phone Secondary
GGBL7051***S (RJ12)	-	GU7251***	GU7451***	1 Gang RJ11
GGBL7071C5***S	-	GU7271***	GU7471***	1 Gang RJ45 CAT5e
GGBL7071C6***S	-	-	-	1 Gang RJ45 CAT6
GGBL7010***S	GU7510***	GU7210***	GU7410***	Single TV / Co-axial Sockets
GGBL7020***S	-	GU7220***	GU7420***	Twin TV / Co-axial Sockets
GGBL7030***S	-	GU7230***	GU7430***	Single F Type Satellite Socket

Blank Plates

Lisse Deco Part No.	Ultimate Low Profile Part No.	Ultimate Flat Plate Part No.	Ultimate Screwless Flat Plate Part No.	Description
GGBL8010**	GU8510**	GU8210**	GU8410**	1 Gang Blank Plate
GGBL8020**	GU8520**	GU8220**	GU8420**	2 Gang Blank Plate

Dimmer Switches - Mains & Low Voltage

Lisse Deco Part No.	Ultimate Low Profile Part No.	Ultimate Flat Plate Part No.	Ultimate Screwless Flat Plate Part No.	Description
GGBL6011C**S	-	-	-	1 Gang 1 Way
GGBL6012C**S	GU6512C**	GU6212C**	GU6412C**	1 Gang 2 Way
GGBL6022C**S	GU6522C**	GU6222C**	GU6422C**	2 Gang 2 Way
GGBL6032C**S	GU6532C**	GU6232C**	GU6432C**	3 Gang 2 Way
GGBL6042C**S	-	GU6242C**	GU6442C**	4 Gang 2 Way

LED Dimmers

Lisse Deco Part No.	Ultimate Low Profile Part No.	Ultimate Flat Plate Part No.	Ultimate Screwless Flat Plate Part No.	Description
GGBL6012L**S	-	GU6212L**	GU6412L**	1 Gang 2 Way
GGBL6022L**S	-	GU6222L**	GU6422L**	2 Gang 2 Way
-	-	GU6232L**	GU6432L**	3 Gang 2 Way
-	-	GU6242L**	GU6442L**	4 Gang 2 Way

Finishes

Lisse Deco

Replace *** with Required Finish:

BMB - Mocha Bronze, Black Insert. **WSS** - Stainless Steel, White Insert. **BSS** - Stainless Steel, Black Insert. **WPC** - Polished Chrome, White Insert. **BPC** - Polished Chrome, Black Insert. **BSB** - Satin Brass, Black Insert.

Replace ** with Required Finish:

MB - Mocha Bronze. **SS** - Stainless Steel. **PC** - Polished Chrome. **SB** - Satin Brass.

Low Profile

Replace *** with Required Finish:

BBC - Brushed Chrome, Black Insert. **WBC** - Brushed Chrome, White Insert. **BPC** - Polished Chrome, Black Insert. **WPC** - Polished Chrome, White Insert.


Replace ** with required finish:

BC - Brushed Chrome. **PC** - Polished Chrome.

Flat Plate/ Screwless Flat Plate

Replace *** with Required Finish: **BSS** - Stainless Steel, Black Insert. **WSS** - Stainless Steel, White Insert. **BPC** - Polished Chrome, Black Insert. **WPC** - Polished Chrome, White Insert. **WPW** - Painted White, White Insert. **WPN** - Pearl Nickel, White Insert. **BBN** - Black Nickel, Black Insert. **BPB** - Polished Brass, Black Insert.

Replace ** with required finish: **SS** - Stainless Steel. **PC** - Polished Chrome. **PW** - Painted White. **PN** - Pearl Nickel. **BN** - Black Nickel. **PB** - Polished Brass.



Wiring Accessories



A Comprehensive Range of Premium Decorative Metal Wiring Accessories


When ordering products, please specify the required finish by following the simple code structure as demonstrated here.

Plate style Product finish (††) Product no. Insert colour (**)

DP **BN** **536** **BK**

Part No.	Description
13A 'Ingot' Switched Socket Outlets	
DP††535**	1 Gang 13A DP 'Ingot' Switched Socket Outlet
DP††536**	2 Gang 13A DP 'Ingot' Switched Socket Outlet
13A 'Ingot' Fused Connection Units With Optional Flex Outlet	
DP††550**	FCU 'Ingot' with Flex Outlet
DP††551**	FCU 'Ingot' Switched with Flex Outlet
DP††552**	FCU 'Ingot' Switched with Flex Outlet & Neon
DP††553**	FCU 'Ingot' With Flex Outlet with Neon
13A 'Ingot' Fused Connection Units (Without Flex Outlet)	
DP††750**	FCU 'Ingot'
DP††751**	FCU 'Ingot' Switched
DP††752**	FCU 'Ingot' Switched with Neon
DP††753**	FCU 'Ingot' with Neon
'Ingot' 10AX Plate Switches (Modular)	
DP††411**	10AX 1 Gang 2 Way 'Ingot' Switch
DP††412**	10AX 2 Gang 2 Way 'Ingot' Switch
DP††413**	10AX 3 Gang 2 Way 'Ingot' Switch
DP††414**	10AX 4 Gang 2 Way 'Ingot' Switch
DP††416**	10AX 6 Gang 2 Way 'Ingot' Switch
DP††425**	10AX 1 Gang Intermediate 'Ingot' Switch
10AX Toggle Switches	
DP††421**	10AX 1 Gang 2 Way Toggle Switch
DP††422**	10AX 2 Gang 2 Way Toggle Switch
DP††423**	10AX 3 Gang 2 Way Toggle Switch
DP††424**	10AX 4 Gang 2 Way Toggle Switch
45A 'Ingot' Switches & Cooker Control Units	
DP††500**	'Ingot' 1 Gang 45A DP Switch
DP††501**	'Ingot' 1 Gang 45A DP Switch With Neon
DP††502**	'Ingot' 2 Gang 45A DP Switch
DP††503**	'Ingot' 2 Gang 45A DP Switch With Neon
DP††504**	'Ingot' 45A Cooker Control Unit + 13A DP Switched Socket
DP††505**	'Ingot' 45A Cooker Control Unit + 13A DP Switched Socket & Neons
20A DP 'Ingot' Switch with Optional Flex Outlet (11mm Dia.)	
DP††522**	20A DP 'Ingot' Switch with Flex Outlet
DP††523**	20A DP 'Ingot' Switch with Flex Outlet & Neon
20A DP 'Ingot' Switch (without Flex Outlet)	
DP††722**	20A DP 'Ingot' Switch
DP††723**	20A DP 'Ingot' Switch with Neon
Dual Voltage Shaver Socket Outlet	
DP††100**	115V/230V Dual Voltage Shaver Socket Outlet
Fan Isolation 'Ingot' Switch	
DP††520**	10A 3 Pole Fan Isolation 'Ingot' Switch
'Ingot' Switched Socket Outlets with USB	
DP††571**	13A Ingot 1 Gang Switched Socket with 2.1A USB Outlet
DP††570**	13A Ingot 2 Gang Switched Socket with 2.1A USB Outlet (Twin Earth)

Scolmore
GROUP



All Deco Plus® products are available with black or white inserts, excluding antique brass and black nickel finishes which are supplied with black insert and gasket only.

Wiring Accessories

MODE®

A Stylish, Contemporary & Flexible Range of Smooth Profile Wiring Accessories

Part No.	Description
Switched Socket Outlets with USB	
CMA771	13A 1 Gang Switched Socket with 2.1A USB Outlet
CMA770	13A 2 Gang Switched Socket with 2.1A USB Outlet (Twin Earth)
13A UK Socket Outlets	
CMA030	13A 1 Gang Socket Outlet
CMA032	13A 2 Gang Socket Outlet (Twin Earth)
CMA035	13A 1 Gang DP Switched Socket Outlet
CMA036	13A 2 Gang DP Switched Socket Outlet (Twin Earth)
CMA037	13A 2 Gang DP Switched Socket Outlet (Clean Earth)
CMA630	13A 1 Gang Socket Outlet (Twin Earth)
CMA635	13A 1 Gang DP Switched Socket Outlet (Twin Earth)
10AX Plate Switches (Modular)	
CMA010	10AX 1 Gang 1 Way Plate Switch
CMA011	10AX 1 Gang 2 Way Plate Switch
CMA012	10AX 2 Gang 2 Way Plate Switch
CMA013	10AX 3 Gang 2 Way Plate Switch
CMA019	10AX 4 Gang 2 Way Plate Switch
CMA105	10AX 6 Gang 2 Way Plate Switch
10AX Plate Switches (Modular)	
CMA025	10AX Intermediate Switch
CMA026	10AX 1 Gang 2 Way Keyswitch
CMA027	10AX 1 Gang 1 Way Retractive Switch 'Bell'
CMA110	10AX 1 Gang DP 'Emergency Test' Keyswitch
10AX Architrave Switches (Modular)	
CMA171	10AX 1 Gang 2 Way Architrave Switch
CMA172	10AX 2 Gang 2 Way Architrave Switch

These architrave plates can be surface mounted using pattress boxes CMA175 and CMA176 or flush mounted using galvanised steel K.O. boxes WA671 and WA672.

Part No.	Description
Fused Connection Units Without Flex Outlet	
CMA649	3A FCU
CMA650	13A FCU
CMA651	13A FCU DP Switched
CMA652	13A FCU DP Switched & Neon
CMA653	13A FCU With Neon
Fused Connection Units With Optional Flex Outlet (Through Bottom)	
CMA049	3A FCU
CMA050	13A FCU
CMA051	13A FCU DP Switched
CMA052	13A FCU DP Switched & Neon
CMA053	13A FCU With Neon
Fan Isolation Switch	
CMA020	10A 3 Pole Fan Isolation Switch
CMA021	10A 1 Gang 3 Pole Switch



Switch modules interchangeable with MiniGrid® Modules



Part No.	Description
20A Control Switches With Flex Outlet Through Bottom	
CMA022	20A Double Pole Switch
CMA023	20A Double Pole Switch With Neon
CMA044	20A Double Pole Switch 'Water Heater'
CMA046	20A Double Pole Switch With Neon 'Water Heater'
20A Control Switches Without Flex Outlet	
CMA622	20A Double Pole Switch
CMA623	20A Double Pole Switch With Neon
CMA040	20A Double Pole Switch 'Water Heater'
CMA042	20A Double Pole Switch With Neon 'Water Heater'
45A Plate Switches & Cooker Control Units (Orange Rockers)	
CMA200	45A 1 Gang Single Cooker Outlet
CMA201	45A 1 Gang Single Cooker Switch With Neon
CMA202	45A 2 Gang Single Cooker Switch
CMA203	45A 2 Gang Single Cooker Switch With Neon
CMA204	45A Cooker Switch With 13A Switched Socket Outlet
CMA205	45A Cooker Switch With 13A Switched Socket Outlet And Neons
45A Plate Switches & Cooker Control Units (White Rockers)	
CMA500	45A 1 Gang Single Cooker Switch
CMA501	45A 1 Gang Single Cooker Switch With Neon
CMA502	45A 2 Gang Single Cooker Switch
CMA503	45A 2 Gang Single Cooker Switch With Neon
CMA504	45A Cooker Switch With 13A Switched Socket Outlet
CMA505	45A Cooker Switch With 13A Switched Socket Outlet And Neons
Dual Voltage Shaver Socket Outlet	
CMA100	115V/230V Dual Voltage Shaver Socket Outlet



Click® dual voltage shaver outlets incorporate a double wound isolating transformer rated 20Va at 230V or 115V and meets BS EN 61558-2-5: 1998 making it safe for use in bathrooms. Shaver outlet is not continuously rated and therefore not suitable for use as a permanent charging outlet.

MINIGRID®

The products illustrated in this section of the catalogue are finished plates and unfinished mounting plates. For comprehensive information on the full range of modules available please refer to our Click® Minigrid product brochure.

MODE® Part M Range

The Click® Mode range includes a range of anthracite grey finished accessories to comply with current Building Regulations Part M. The Click® Part M brochure offers suitable solutions to the elements raised in Part M1 (4.25 to 4.29) with anthracite grey accessories contrasting against the high reflective décor used in the majority of today's buildings along with a range of pull-cord switches with alternative cords and bangles. All white moulded and Mode® Part M wiring accessories are manufactured using Urea Formaldehyde, which has similar inherent properties to antimicrobial additives that inhibit the growth of infectious diseases. All products independently tested achieved a 99.99% kill off rate across all four types of the strains of bacteria - MRSA, E-Coli, Salmonella and Klebsiella Pneumoniae.



Wiring Accessories



Decorative Metal Wiring Accessories in Assorted Plate Finishes


When ordering products, please specify the required finish by following the simple code structure as demonstrated here.

Plate style Product finish (††) Product no. Insert colour (**)

VP BN 536 BK

Part No.	Description
13A 'Ingot' Switched Socket Outlets	
VP††535**	1 Gang 13A DP 'Ingot' Switched Socket Outlet
VP††536**	2 Gang 13A DP 'Ingot' Switched Socket Outlet
13A 'Ingot' Fused Connection Units With Optional Flex Outlet	
VP††550**	FCU 'Ingot' with Flex Outlet
VP††551**	FCU 'Ingot' Switched with Flex Outlet
VP††552**	FCU 'Ingot' Switched with Flex Outlet & Neon
VP††553**	FCU 'Ingot' With Flex Outlet with Neon
13A 'Ingot' Fused Connection Units (Without Flex Outlet)	
VP††750**	FCU 'Ingot'
VP††751**	FCU 'Ingot' Switched
VP††752**	FCU 'Ingot' Switched with Neon
VP††753**	FCU 'Ingot' with Neon
'Ingot' 10AX Plate Switches (Modular)	
VP††411**	10AX 1 Gang 2 Way 'Ingot' Switch
VP††412**	10AX 2 Gang 2 Way 'Ingot' Switch
VP††413**	10AX 3 Gang 2 Way 'Ingot' Switch
VP††414**	10AX 4 Gang 2 Way 'Ingot' Switch
VP††416**	10AX 6 Gang 2 Way 'Ingot' Switch
VP††425**	10AX 1 Gang Intermediate 'Ingot' Switch
10AX Toggle Switches	
VP††421**	10AX 1 Gang 2 Way Toggle Switch
VP††422**	10AX 2 Gang 2 Way Toggle Switch
VP††423**	10AX 3 Gang 2 Way Toggle Switch
VP††424**	10AX 4 Gang 2 Way Toggle Switch
45A 'Ingot' Switches & Cooker Control Units	
VP††500**	'Ingot' 1 Gang 45A DP Switch
VP††501**	'Ingot' 1 Gang 45A DP Switch With Neon
VP††502**	'Ingot' 2 Gang 45A DP Switch
VP††503**	'Ingot' 2 Gang 45A DP Switch With Neon
VP††504**	'Ingot' 45A Cooker Control Unit + 13A DP Switched Socket
VP††505**	'Ingot' 45A Cooker Control Unit + 13A DP Switched Socket & Neons
20A DP 'Ingot' Switch with Optional Flex Outlet (11mm Dia.)	
VP††522**	20A DP 'Ingot' Switch with Flex Outlet
VP††523**	20A DP 'Ingot' Switch with Flex Outlet & Neon
20A DP 'Ingot' Switch (without Flex Outlet)	
VP††722**	20A DP 'Ingot' Switch
VP††723**	20A DP 'Ingot' Switch with Neon
Dual Voltage Shaver Socket Outlet	
VP††100**	115V/230V Dual Voltage Shaver Socket Outlet
Fan Isolation 'Ingot' Switch	
VP††520**	10A 3 Pole Fan Isolation 'Ingot' Switch
'Ingot' Switched Socket Outlets with USB	
VP††571**	13A Ingot 1 Gang Switched Socket with 2.1A USB Outlet
VP††570**	13A Ingot 2 Gang Switched Socket with 2.1A USB Outlet (Twin Earth)

Scolmore
GROUP



All Deco® products are available with black or white inserts, excluding antique brass and black nickel finishes which are supplied with black insert and gasket only.



Wiring Accessories

define®






Decorative Flat Plate Electrical
Accessories in Various Plate Finishes

When ordering products, please specify the required finish by following the simple code structure as demonstrated here.

Plate style Product finish (††) Product no. Insert colour (**)

FP BN 536 BK

Part No.	Description
13A 'Ingot' Switched Socket Outlets	
FP††535**	13A 1 Gang DP Switched Socket
FP††536**	13A 2 Gang DP Switched Socket
13A 'Ingot' Fused Connection Units with Flex Outlet	
FP††550**	13A FCU With Flex Outlet
FP††551**	13A FCU DP Switched With Flex Outlet
FP††552**	13A FCU DP Switched With Flex Outlet & Neon
FP††553**	13A FCU With Flex Outlet And Neon
13A 'Ingot' Fused Connection Units without Flex Outlet	
FP††750**	13A FCU
FP††751**	13A FCU DP Switched
FP††752**	13A FCU DP Switched & Neon
FP††753**	13A FCU With Neon
'Ingot' 10AX Plate Switches (Modular)	
FP††411**	'Ingot' 10AX 1 Gang 2 Way Switch
FP††412**	'Ingot' 10AX 2 Gang 2 Way Switch
FP††413**	'Ingot' 10AX 3 Gang 2 Way Switch
FP††414**	'Ingot' 10AX 4 Gang 2 Way Switch
FP††416**	'Ingot' 10AX 6 Gang 2 Way Switch
FP††425**	'Ingot' 10AX 1 Gang Intermediate Switch
Toggle Switches	
FP††421**	10AX 1 Gang 2 Way Toggle Switch
FP††422**	10AX 2 Gang 2 Way Toggle Switch
FP††423**	10AX 3 Gang 2 Way Toggle Switch
FP††424**	10AX 4 Gang 2 Way Toggle Switch
45A 'Ingot' Switches & Cooker Control Units	
FP††500**	'Ingot' 1 Gang 45A DP Switch
FP††501**	'Ingot' 1 Gang 45A DP Switch With Neon
FP††502**	'Ingot' 2 Gang 45A DP Switch
FP††503**	'Ingot' 2 Gang 45A DP Switch With Neon
FP††504**	'Ingot' 45A Cooker Control Unit + 13A DP Switched Socket
FP††505**	'Ingot' 45A Cooker Control Unit + 13A DP Switched Socket & Neons
20A DP 'Ingot' Switch with Optional Flex Outlet (11mm Dia.)	
FP††522**	20A DP 'Ingot' Switch with Flex Outlet
FP††523**	20A DP 'Ingot' Switch with Flex Outlet & Neon
20A DP 'Ingot' Switch (without Flex Outlet)	
FP††722**	20A DP 'Ingot' Switch
FP††723**	20A DP 'Ingot' Switch with Neon
Dual Voltage Shaver Socket Outlet	
FP††100**	115V/230V Dual Voltage Shaver Socket Outlet
Fan Isolation 'Ingot' Switch	
FP††520**	10A 3 Pole Fan Isolation Switch
'Ingot' Switched Socket Outlets with USB	
FP††571**	13A Ingot 1 Gang Switched Socket with 2.1A USB Outlet
FP††570**	13A Ingot 2 Gang Switched Socket with 2.1A USB Outlet (Twin Earth)
Round Pin Socket Outlets	
FP††038	5A Round Pin Socket Outlet
FP††039	2A Round Pin Socket Outlet

Scolmore®
G R O U P

All Define® products are available with black or white inserts, excluding black nickel finishes which are supplied with black insert and gasket only.

Wiring Accessories

definity™


The Screwless Range

When ordering either an insert or cover plate please specify a unique product code as shown.

For example if you wish to order a 2 gang 13A switched socket in stainless steel with Ingot switch and black insert, the unique product code for the insert will be SIN536BKSS and for the cover plate will be SCP436SS.

Insert prefix	Product no.	Insert colour (**)	Switch finish (††)
SIN	536	BK	SS
SCP	436	SS	
Insert prefix	Product no.	Product finish (††)	

Insert Part No.	Cover Part No.	Description
13A Socket Outlets		
SIN535**††	SCP435††	1 Gang 13A DP 'Ingot' Switched Socket Outlet
SIN536**††	SCP436††	2 Gang 13A DP 'Ingot' Switched Socket Outlet
13A Fused Connection Units		
SIN550**††	SCP150††	13A Fused 'Ingot' Connection Unit With Flex Outlet
SIN551**††	SCP151††	13A Fused 'Ingot' Switched Connection Unit With Flex Outlet
SIN552**††	SCP152††	13A Fused 'Ingot' Switched Connection Unit With Flex Outlet & Neon
SIN553**††	SCP153††	13A Fused 'Ingot' Connection Unit With Flex Outlet & Neon
SIN750**††	SCP250††	13A Fused 'Ingot' Connection Unit
SIN751**††	SCP251††	13A Fused 'Ingot' Switched Connection Unit
SIN752**††	SCP252††	13A Fused 'Ingot' Switched Connection Unit & Neon
SIN753**††	SCP253††	13A Fused 'Ingot' Connection Unit With Neon
10AX Plate Switches		
SIN411**††	SCP401††	1 Gang 2 Way 'Ingot' 10AX Switch
SIN412**††	SCP402††	2 Gang 2 Way 'Ingot' 10AX Switch
SIN413**††	SCP403††	3 Gang 2 Way 'Ingot' 10AX Switch
SIN414**††	SCP404††	4 Gang 2 Way 'Ingot' 10AX Switch
SIN416**††	SCP406††	6 Gang 2 Way 'Ingot' 10AX Switch
SIN425**††	SCP401††	1 Gang Intermediate 'Ingot' 10AX Switch
45A 'Red Rockers' Switches & Socket Outlets		
SIN200**	SCP200††	1 Gang 45A DP Switch
SIN201**	SCP201††	1 Gang 45A DP Switch With Neon
SIN202**	SCP202††	2 Gang 45A DP Switch
SIN203**	SCP203††	2 Gang 45A DP Switch With Neon
SIN204**	SCP204††	45A DP Switch + 13A Switched Socket
SIN205**	SCP205††	45A DP Switch + 13A Switched Socket & Neons (2)
45A 'Ingot' Switches & Cooker Control Units		
SIN500**††	SIN505**††	Ingot 1 Gang 45A DP Switch
SIN501**††	SCP201††	Ingot 1 Gang 45A DP Switch With Neon
SIN502**††	SCP202††	Ingot 2 Gang 45A DP Switch
SIN503**††	SCP203††	Ingot 2 Gang 45A DP Switch With Neon
SIN504**††	SCP204††	Ingot 45A DP Switch + 13A Switched Socket
SIN505**††	SCP205††	Ingot 45A DP Switch + 13A Switched Socket & Neons (2)
20A 'Ingot' DP Switches		
SIN522**††	SCP352††	20A 1 Gang DP 'Ingot' Switch With Flex Outlet
SIN523**††	SCP353††	20A 1 Gang DP 'Ingot' Switch With Flex Outlet And Neon
SIN722**††	SCP452††	20A 1 Gang DP 'Ingot' Switch
SIN723**††	SCP453††	20A 1 Gang DP 'Ingot' Switch + Neon
Shaver Socket Outlet		
SIN100**	SCP100††	Dual Voltage Shaver Socket Outlet 115/230V
Triple Pole Fan Isolator Switch		
SIN520**††	SCP402††	10A 1 Gang 'Ingot' 3 Pole Fan Isolation Switch
Switched Socket with 2.1A USB Outlet		
SIN570**††	SCP470††	13A Ingot 2 Gang Switched Socket with 2.1A USB Outlet (Twin Earth)
SIN571**††	SCP471††	13A Ingot 1 Gang Switched Socket with 2.1A USB Outlet



Red (RD)



White (PW)



Stainless Steel (SS)



Brushed Steel (BS)



Polished Chrome (CH)



Matt Black (BK)

Wiring Systems



The All in One Junction Box and Connection System

CT1300

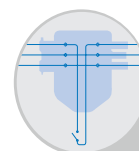

250V 20A 3 Pin Flow Switch Adaptor

We recognise that your time is money, our plug-in switch adaptor easily adds a switched live into a Click® Flow circuit. With easy access large terminals and fast connection.

- 250V~ 20A Plug-In Connector.
- Large terminals with easy access.
- Terminal screws supplied raised.
- Easy lock and release mechanism.
- Versatile, easy-connection system.

Easily adds a switched live into a Click® Flow circuit.

- Quick release lockable covers.
- A quick and easy solution.



CT1300 is pre-wired with earth and neutral links.

CT300C

250V 20A 4 Pin (1 In 3 Out) Flow Hub Junction Box


Providing installers with a quick and easy solution when adding lighting or appliances to an existing circuit, the Hub can also be connected directly to another Hub.

- One Hub can be connected directly to another or via the link cables.
- A quick and easy solution when adding lighting or appliances to an existing Flow™ circuit (can be linked up to 20A).




CT203C

250V 20A
4 Pin Flow
Connector -
Fast-Fit
Cord Grip.



CT202C

250V 20A
4 Pin Flow
Connector -
Screw-Down
Cord Grip.




CT101C

250V 20A
3 Pin Flow
Connector.



CT103C

250V 20A 3 Pin
Flow Connector -
Fast-Fit Cord Grip



CT1400

250V 20A Ceiling Rose.

- 4 pin Plug-in Connector with Auxiliary terminals.

(Not suitable for use with **CT103** / **CT203**)



CT101C

6A 4 pin pre-wired link cables.

- Fast fit cable clamps.
- Quick release lockable covers.

CT802C
2 Metre



CT803C
3 Metre



CT805C
5 Metre



Male Connectors

CT103M See our Wiring Accessories catalogue for more information on the Flow range
CT203M

CT1401

Ceiling Rose Cover



Connectivity & Control

Upgrade your electrical installation with our new Click Smart receivers pre-fitted with Flow™ connectors!



RFSA-61F



RFDEL-71F

Wiring Accessories

**new
media**™

Solutions for all Manner of Media Cabling Problems

Modules

Part No.	Description
MM010**	13A UK Socket Outlet
MM020**	16A European Schuko Socket Outlet
MM030**	15A 125V US Socket Outlet
MM033**	15A Round Pin Socket Outlet
MM038**	5A Round Pin Socket Outlet
MM515	2A USB Charging Outlet
MM405**	Single Satellite (Shielded)
MM406**	Double Satellite
MM410**	Single Female IEC (TV) (Shielded)
MM415**	Single Male IEC (FM) (Shielded)
MM450**	Blank
MM460**	Telephone Master
MM465**	Telephone Secondary
MM470**	RJ11 Outlet
MM480**	RJ45 Cat-5E Outlet
MM485**	RJ45 Cat-6 Outlet

Part No.	Description
MM490**	RCA x 2 Outlet
MM495**	Loudspeaker Outlet x 2
MM501**	HDMI 1.4 Outlet + Fly Lead
MM501**	Brush Module
MM420**	Diplexed TV and Radio
MM425**	Diplexed TV and Satellite
MM427**	Diplexed TV and Satellite (Un-Printed)
MM430**	Triplexed TV, Radio and Satellite
MM440**	Quad TV, Radio, Sat 1 and Sat 2
MM002**	10AX 2 Way NM Switch Module
MM025**	10AX Intermediate NM Switch Module
MM047**	13A FCU Module - Black
MM022**	20A DP NM Switch Module
MM023**	20A DP NM Switch Module + Neon
MM305**	VGA Module with Fly-Lead
MM300**	USB Throughput with Fly-Lead
MM496**	3.5mm Audio Jack Module with Fly-lead
MM491**	Triple RCA Module with Screw Terminals

New Media™ Plates

All of the modules featured are of the standard Euro Grid configuration based on 1 aperture modules of 25 x 50mm. Mounting plates are available as wall or floor plates and can accommodate 1 - 16 modules according to requirements.



The New Media™ Modules offer a flexible build solution to a host of individual media transfer requirements. The clip fit grid modules are simple to install in their blank mounting plates.

(**) Modules are available in black (BK) or white (WH) finish.



For more Information please refer to the New Media™ product brochure.

AQUIP66®

IP66 Weatherproof Sockets and Switches

Part No.	Description
OA411AG	1 Gang 2-way Weatherproof Switch Fitted with a 2-way Minigrad Module
OA401AG	1 Gang Weatherproof Switch Enclosure Modules Supplied Separately
OA412AG	2 Gang 2-way Weatherproof Switch Fitted with 2 x 2-way Minigrad modules
OA402AG	2 Gang Weatherproof Switch Enclosure Modules Supplied Separately


Part No.	Description
OA035AG	1 Gang Weatherproof Socket Fitted with a 1 Gang Mode DP Switched Socket
OA501AG	1 Gang Weatherproof Unfurnished Enclosure
OA036AG	2 Gang Weatherproof Socket Fitted with a 2 Gang Mode DP Switched Socket
OA502AG	2 Gang Weatherproof Unfurnished Enclosure


MINIGRID®

Interchangeable Plates and Modules

Minigrad® Plates

These unfurnished Minigrad® Plates allow for easy and quick configuration with required modules.



VPSC512

2 X GR100WH



WA512

Minigrad® Modules

The Minigrad® modules are all easily and quickly exchanged or mounted onto unfurnished plates by means of a simple single screw fixing.

(**) Colour Finishes Available:



Part No.	Description
MD003**	2 Way Keyswitch Module
MD004**	2 Way Retractive Switch Module
MD005**	1 Way Retractive Switch Module "Bell"
MD008**	Blank Module
MD009**	2 Way "Paddle" Switch Module
MD017**	Flex Outlet Module
MD018**	DP Switch Module
MD020**	3 Pole Fan Isolation Switch Module
MD022**	DP Switch Module
MD023**	DP Switch Module with Neon
MD028**	Intermediate Switch Module

Part No.	Description
MD029**	DP Keyswitch Module 'Em Test'
MD032**	DP Switch Module
MD046**	DP Keyswitch Module
MD047**	FCU Module
MD070**	3 Position Switch Module
MD075**	3 Position Retractive Switch Module
MD150**	Dimmer Module Mounting Kit
MD220**	3 Pole Fan Isolation Switch Module (Lockable)
MD280**	Red Indicator Module
MD281**	Amber Indicator Module
MD282**	Green Indicator Module

Grid Modules

GRIDPRO® Interchangeable Plates & Modules
NO YOKE!

For 1 - 4 Gang Frontplates




HORIZONTAL
MOUNTED SCREWSSTANDARD
BACK BOX**ONE MODULE FITS ALL**

Eleven Module Finishes

CLIP-ON
MODULESSCREW-IN
MODULESMODULE
ETCHING
AVAILABLE**UNIVERSAL YOKES**

For use with 6 - 24 Gang GridPro® Frontplates*

* Excluding the screwless Definity™ GridPro® Frontplates, which have their own dedicated inserts.

WITH TABS
FITTING ON BACK BOX
SURFACESNAP TABS
FITTING INSIDE
BACK BOX


MODE™ polar

Domestic Wiring

APPLEBY

Installation Boxes

Flush Metal Boxes



Part No.	Description
1 Gang	
SB623	16mm Depth with 4 Knockouts
SB655	25mm Depth with 12 x 20mm Knockouts
SB615	35mm Depth with 12 x 20mm Knockouts
SB618	47mm Depth with 1 x 25mm Knockouts
2 Gang	
SB633	16mm Depth with 14 Knockouts
SB665	25mm Depth with 16 x 20mm Knockouts
SB625	35mm Depth with 16 x 20mm Knockouts
SB628	47mm Depth with 4 x 20/25mm Knockouts
Other	
9257	1 Gang Architrave 28mm Depth with 2 x 16mm knockouts
9258/GV	2 Gang Architrave 28mm Depth with 4 x 16mm Knockouts
SB676	Dual Single Gang Box, 25mm Depth with 16 x 20mm Knockouts
SB636	Dual Single Gang Box, 35mm Depth with 16 x 20mm Knockouts
SB646	3 Gang Box, 35mm Depth with 18 x 20mm Knockouts

Dry Liner Boxes



Part No.	Description
1 Gang	
SB619	35mm Depth with Adjustable Lugs
SB632	47mm Depth with Adjustable Lugs
2 Gang	
SB629	35mm Depth with Adjustable Lugs
SB631	47mm Depth with Adjustable Lugs
Other	
SB637	Dual Single Gang Box, 35mm Depth
SB639	Circular Box with 2 x 20mm Knockouts

Residential Downlighters

IP20 LED Fire Rated Downlighters

(Including Lamp)



Part No.	Description
D1002WHNR-W	LED 5W Downlight Fire Rated Fixed IP20 (W) White
D1002PCNR-W	LED 5W Downlight Fire Rated Fixed IP20 (W) Polished Chrome
D1002BCNR-W	LED 5W Downlight Fire Rated Fixed IP20 (W) Brushed Chrome
D1002WHNR-C	LED 5W Downlight Fire Rated Fixed IP20 (C) White
D1002PCNR-C	LED 5W Downlight Fire Rated Fixed IP20 (C) Polished Chrome
D1002BCNR-C	LED 5W Downlight Fire Rated Fixed IP20 (C) Brushed Chrome

IP65 LED Fire Rated Downlighters

(Including Lamp)



Part No.	Description
D1065WHNR-W	LED 5W Downlight Fire Rated Fixed IP65 (W) White
D1065PCNR-W	LED 5W Downlight Fire Rated Fixed IP65 (W) Polished Chrome
D1065BCNR-W	LED 5W Downlight Fire Rated Fixed IP65 (W) Brushed Chrome
D1065WHNR-C	LED 5W Downlight Fire Rated Fixed IP65 (C) White
D1065PCNR-C	LED 5W Downlight Fire Rated Fixed IP65 (C) Polished Chrome
D1065BCNR-C	LED 5W Downlight Fire Rated Fixed IP65 (C) Brushed Chrome

Safety Alarms

Optical Smoke

Heat

Carbon Monoxide



Part No.	Description
D230OSA	230V Mains Powered with 9V Alkaline Battery Backup

Part No.	Description
D230HA	230V Mains Powered with 9V Alkaline Battery Backup

Part No.	Description
D230COA	230V Mains Powered with 9V Alkaline Battery Backup

Junction & Mounting Boxes

Junction Boxes

20A Miniature Junction Box

20Amp small Junction Box with 4 Terminals (Round) often used for connecting small lighting circuits.



Part No.	Description	Size
JBM204	20 Amp 4 Way	57mm (2¼")

Heavy Duty Connector Block

A High current rated connector block typically used for joining the meter "tails" together at the Consumer Unit.



Part No.	Description
CON603	60 Amp 3 Way
CON1003SP	100 Amp Single Pole 3 Way
CON1003DP	100 Amp Double Pole 3 Way

20A Large Junction Box

20 Amp Large Junction Box with 4 Terminal (Round) Slightly Larger 20 Amp Junction Box offering more space for more cables and ease of use.



Part No.	Description	Size
JB204	20 Amp 4 Way	80mm (3¼")
JB206	20 Amp 6 Way	89mm (3½")

Maintenance Free Terminals



Part No.	Description
TERM323	32A 3 Terminal for Power
TERM204	20A 4 Terminal for Lighting

30A Large Junction Box

30 Amp Junction Box. (Round) Often used for extending Ring Circuits etc. in Domestic Installations.



Part No.	Description	Size
JB304	30 Amp 4 Way	89mm (3½")

Downlighter Junction Box



Part No.	Description
DLJB16	16A Downlighter Junction Box

Flush Steel Mounting Boxes

Plaster Depth Boxes



16mm deep boxes typically used for light switches where few cables are present.

Part No.	Description
PDB116	1 Gang Adjustable Lugs + Smooth Cable Entry Hole
PDB216	2 Gang Adjustable Lugs + Knockouts for Grommet Entry

25mm Deep Metal Boxes



A flush mounting box offering more space when used with light switches over the plaster depth box.

Part No.	Description
MB125	1 Gang Adjustable Lugs + 12 x 20mm Knockouts
MB225	2 Gang Adjustable Lugs + 16 x 20mm Knockouts
MB225DUAL	Dual Box, Fixed Lugs, for Two 1 Gang Size Accessories + 16 x 20mm Knockouts


35mm Deep Metal Boxes



Typically used for sockets and spurs.

Part No.	Description
MB135	1 Gang Adjustable Lugs + Smooth Cable Entry Hole
MB235	2 Gang Adjustable Lugs + Knockouts for Grommet Entry

47mm Deep Metal Boxes



A flush mounting box with a 47mm depth which would normally be used with Shaver Outlets and Cooker Panel or where the cables are larger and a bit more space is needed.

Part No.	Description
MB147	1 Gang Fixed Lugs + 10 x 20mm and 1 x 25mm Knockouts
MB247	2 Gang Fixed Lugs + 8 x 20mm + 4 x 20/25mm Knockouts

Dry Lining Boxes

35mm Boxes designed to fit easily into stud partitions, Deeper versions are available which are 47mm deep where extra space is needed.



Standard Depth 35mm

1 Gang 35mm Dry Lining Box:

Dimensions: 86 x 86 x 36mm
Cut Outs: 73 x 73mm

2 Gang 35mm Dry Lining Box:

Dimensions: 146 x 86 x 36mm
Cut Outs: 133 x 73mm

Part No.	Description
SB619	1 Gang
SB629	2 Gang
SB637	Dual Box, for Two 1 Gang Accessories

Extra Deep 47mm

1 Gang 47mm Dry Lining Box:

Dimensions: 86 x 86 x 48mm
Cut Outs: 73 x 73mm

2 Gang 47mm Dry Lining Box:


Dimensions: 146 x 86 x 48mm
Cut Outs: 133 x 73mm

Part No.	Description
DLB147	1 Gang Fixed Lugs + 10 x 20mm and 1 x 25mm Knockouts
DLB247	2 Gang Fixed Lugs + 8 x 20mm + 4 x 20/25mm Knockouts

Weatherproof Boxes



Junction Boxes



Technopolymer Surface Mounting Watertight Junction Boxes

A complete system of watertight surface mounting junction boxes made from ground breaking materials to provide innovative solutions.

- Versions for normal junction, special use and industrial use.
- 3 degrees of protection: IP44, IP55, IP56.
- 2 versions available in 11 sizes, featuring smooth walls or quick entry cable glands.
- 6 cover types available, clip/screw, quarter turn screw, blank/transparent, plain/deep.
- 2 back mounting box depths, standard or high capacity to fit conduits up to ø50mm.
- Grey RAL 7035.



IP44 Plain Press-On-Lid - Walls with Quick Entry Cable Glands

Part No.	Dimensions Dia Ø x D (mm)	Entries
GW44001	65 x 35	4x23mm Dia Ø
GW44002	80 x 35	4x23mm Dia Ø
GW44003	L:80 x H:80 x D:40	6x23mm Dia Ø



IP56 Plain Deep Lid - Smooth Walls

Part No.	Dimensions LxHxD (mm)
GW44214	100 x 100 x 120
GW44215	120 x 80 x 120
GW44216	150 x 110 x 140
GW44217	190 x 140 x 140
GW44218	240 x 190 x 160
GW44219	300 x 220 x 180
GW44220	380 x 300 x 180
GW44221	L:460 x H:380 x D:180



IP56 Plain Screwed Lid - Smooth Walls

Part No.	Dimensions LxHxD (mm)
GW44204	100 x 100 x 50
GW44205	120 x 80 x 50
GW44206	150 x 110 x 70
GW44207	190 x 140 x 70
GW44208	240 x 190 x 90
GW44209	300 x 220 x 120
GW44210	380 x 300 x 120
GW44211	460 x 380 x 120



IP55 Plain Screwed Lid - Walls with Quick Entry Cable Glands

Part No.	Dimensions LxHxD (mm)	Entries
GW44004	100 x 100 x 50	6x29mm Dia Ø
GW44005	120 x 80 x 50	6x29mm Dia Ø
GW44006	150 x 110 x 70	10x29mm Dia Ø
GW44007	190 x 140 x 70	10x37mm Dia Ø
GW44008	240 x 190 x 90	12x37mm Dia Ø
GW44009	300 x 220 x 120	12x48mm Dia Ø

IP56 Transparent Lid - Plain Walls

Part No.	Dimensions LxHxD (mm)
GW44426	150 x 110 x 70
GW44427	190 x 140 x 70
GW44428	240 x 190 x 90
GW44430	380 x 300 x 120

Galvanised Steel Back Mounting Plate with Self Tapping Fixing Screws

Part No.	Dimensions LxH Box Size (mm)
GW44615	190 x 140
GW44616	240 x 190
GW44617	300 x 220
GW44618	380 x 300



Watertight Enclosures

27 Combi Range of IP55 Watertight Enclosures complete with System Devices

- Grey RAL 7035.

Part No.	Description	Dimensions LxHxD (mm)
Enclosure with 10A + 16A Switches		
GW27831	SP 1 Way Switch 10A	66 x 82 x 65
GW27832	DP 1 Way Switch 16A	66 x 82 x 65
GW27833	SP 2 Way Switch 10A	66 x 82 x 65
GW27834	2x SP 2 Way Switch 10A	66 x 82 x 65
Enclosure with 13A Socket Outlet		
GW27843	13A Socket Outlet	66 x 82 x 65



IP66 Weatherproof

PowerBreaker
PROTEKT
GREEN
BROOK
 ELECTRICAL

Weatherproof Single & Twin Socket



- Weatherproof to IP66 with plug inserted and lid closed.
- Can be used for long term projects in all weather conditions.
- 20mm Knock outs.

Part No.	Description
PSKT1G	Weatherproof Switched Single Socket
PSKT2G	Weatherproof Switched Twin Socket

Weatherproof Twin RCD Socket - Active



- Weatherproof to IP66 with plug inserted and lid closed.
- Can be used for long term projects in all weather conditions.
- Uses PowerBreaker RCD technology.
- High intensity LED power-on-indicator.
- Double pole RCD action.
- Twin earth Terminals.
- 20mm Knock outs.

Part No.	Description
PSKTRCDA2G	Weatherproof Twin RCD Socket - Active

Weatherproof Twin RCD Socket - Passive



- Weatherproof to IP66 with plug inserted and lid closed.
- Can be used for long term projects in all weather conditions.
- Uses PowerBreaker RCD technology.
- High intensity LED power-on-indicator.
- Double pole RCD action.
- Twin earth Terminals.
- 20mm Knock outs.

Part No.	Description
PSKTRCDP2G	Weatherproof Twin RCD Socket - Passive

Weatherproof RCD Fused Spur

- Weatherproof to IP66.
- Can be used for long term projects in all weather conditions.
- Uses PowerBreaker technology.
- Double pole RCD action.
- High intensity LED power-on-indicator.
- Twin earth terminals.
- 20mm Knock outs.



Part No.	Description
PSPRCD1G	Weatherproof RCD Fused Spur

7 Day Fused Timer Spur Switch

- Weatherproof to IP66.
- Can be used for long term projects in all weather conditions.
- Energy saving.
- Ideal for control of: - Outdoor Lighting, Ponds, Sprinkler systems.
- 28 On and Off settings.
- Large backlit LCD display.
- Easy set - Day / 5 Day / 7 Day blocks.
- 'Boost' & 'Advance' controls.
- Easy to program.
- 700 hrs battery life.



Part No.	Description
PSPT1G	7 Day Fused Timer Spur Switch

Weatherproof 1 & 2 Gang Switch

- Can be used for long term projects in all weather conditions.
- IP66 Switched: 1 gang = 2 pole, 2 gang = 2 Pole.
- Two way operation.
- Screwless cable terminations.



Part No.	Description
PSW1G2W	Weatherproof 1 Gang Switch
PSW2G2W	Weatherproof 2 Gang Switch

Weatherproof Single & Twin Enclosure

- Weatherproof to IP66.
- Can be used for long term projects in all weather conditions.
- Ideal for use with standard wiring accessories.
- Easy Mounting.



Part No.	Description
PENC1G	Weatherproof Single Enclosure
PENC2G	Weatherproof Twin Enclosure

RCD Protection

-PowerBreaker-

GREEN
BROOK
ELECTRICAL

Passive - Mechanically Latched

Unswitched 30mA Passive



- Mechanically latched (does not need resetting after a power loss).
- High intensity LED power on indicator.
- Twin earth terminals.

Part No.	Description
H22WPSAPN-C	RCD Twin Socket - White
H22MPAPN-C	RCD Twin Socket - Metal

Switched Panel Mounting 30mA



Part No.	Description
K21SPA	Panel Mounting RCD Single Switched Socket
K22SPA	Panel Mounting RCD Twin Switched Socket

Switched 30mA/10mA Passive



- Mechanically latched (does not need resetting after a power loss).
- High intensity LED power on indicator.
- Individually switched socket outputs.
- Twin sockets fitted with twin earth terminals.

Part No.	Description
K21WPAPN-C	30mA RCD Single Socket - White
K22WPAPN-C	30mA RCD Twin Socket - White
K21MPAPN-C	30mA RCD Single Socket - Metal
K22MPAPN-C	30mA RCD Twin Socket - Metal
K21WPAPN10-C	10mA RCD Single Socket - White
K22WPAPN10-C	10mA RCD Twin Socket - White
K21MPAPN10-C	10mA RCD Single Socket - Metal
K22MPAPN10-C	10mA RCD Twin Socket - Metal

RCD Fused Spurs - 30mA/10mA



- Mechanically latched (does not need resetting after a power loss).
- High intensity LED power on indicator, clear visual indicator of power on.
- Mechanical flag trip indicator.
- Integral cord outlet and cable clamp.
- Fuse holder can be locked out for safety.
- Twin earth terminals.

Part No.	Description
H92WPAPN-C	30mA RCD Fused Spur - White
H92MPAPN-C	30mA RCD Fused Spur - Metal
H92WPAPN10-C	10mA RCD Fused Spur - White
H92MPAPN10-C	10mA RCD Fused Spur - Metal

Active - Electronically Latched

Switched 30mA/10mA Active



- Electrically latching - needs to be reset after power failure.
- High intensity LED power on indicator.
- Individually switched socket outputs.
- Twin sockets fitted with twin earth terminals.

Part No.	Description
K21WPAAN-C	30mA RCD Single Socket - White
K22WPAAN-C	30mA RCD Twin Socket - White
K21MPAAN-C	30mA RCD Single Socket - Metal
K22MPAAN-C	30mA RCD Twin Socket - Metal
K21WPAAN10-C	10mA RCD Single Socket - White
K22WPAAN10-C	10mA RCD Twin Socket - White
K21MPAAN10-C	10mA RCD Single Socket - Metal
K22MPAAN10-C	10mA RCD Twin Socket - Metal

RCD Fused Spurs - 30mA/10mA



- Electrically latching - Needs to be reset after power failure.
- High intensity LED power on indicator, clear visual indicator of power on.
- Mechanical flag trip indicator.
- Integral cord outlet and cable clamp.
- Fuse holder can be locked out for safety.
- Twin earth terminals.

Part No.	Description
H92WPAAN-C	30mA RCD Fused Spur - White
H92MPAAN-C	30mA RCD Fused Spur - Metal
H92WPAAN10-C	10mA RCD Fused Spur - White
H92MPAAN10-C	10mA RCD Fused Spur - Metal

RCD In-Line - 30mA



- Suitable for BS/European power supply systems.
- Robust construction.
- Mechanical flag to indicate contact position.
- Double pole breaking.
- Separate test and reset buttons.

Part No.	Description
J62-T	In-Line RCD Heavy Duty - 230V
J62-Y	In-Line RCD Heavy Duty - 110V

RCD Protection



RCD Protection



**Active
BLUE
BUTTON**

Part No.	Description
RCD05WAV	Valiance Twin White Socket RCD Circuit Breaker – Active



**Passive
GREY
BUTTON**

Part No.	Description
RCD06WPV	Valiance Twin White Socket RCD Circuit Breaker – Passive



**Active
BLUE
BUTTON**

Part No.	Description
RCD07MAV	Valiance Twin Metal Socket RCD Circuit Breaker – Active



**Passive
GREY
BUTTON**

Part No.	Description
RCD08MPV	Valiance Twin Metal Socket RCD Circuit Breaker – Passive



**Passive
GREY
BUTTON**

Part No.	Description
RCD10WPV	Valiance White RCD Fused Connection Unit – Passive



RCD Protection



**Active
BLUE
BUTTON**

Part No.	Description
TFA01W	Tripfast Single White Socket – Active

**Passive
GREY
BUTTON**

Part No.	Description
TFP02WL	Passive Version



**Active
BLUE
BUTTON**

Part No.	Description
TFA05W	Tripfast Double White Socket – Active

**Passive
GREY
BUTTON**

Part No.	Description
TFP06WL	Passive Version



**Active
BLUE
BUTTON**

Part No.	Description
TFA03M	Tripfast Single Metal Socket – Active

**Passive
GREY
BUTTON**

Part No.	Description
TFP04ML	Passive Version



**Active
BLUE
BUTTON**

Part No.	Description
TFA07M	Tripfast Double Metal Socket – Active

**Passive
GREY
BUTTON**

Part No.	Description
TFP086ML	Passive Version



**Passive
GREY
BUTTON**

Part No.	Description
TFP10WL	Tripfast White Fused Connection Unit – Passive

Outdoor Power

Outdoor Power

TIMEGUARD®
A theben Group Company

Weathersafe®
Extreme

Extreme
Solid Ribbed
Cover for Extra
Strength!



WEATHERSAFE®
IP66
RATING

Part No.	Description
WXT101N	Weathersafe Extreme Single Gang Switched Socket



WEATHERSAFE®
IP66
RATING

Part No.	Description
WXT201N	Weathersafe Extreme Twin Gang Switched Socket



WEATHERSAFE®
IP66
RATING

Part No.	Description
WXT103N	Weathersafe Extreme Single Gang Fused Spur



WEATHERSAFE®
IP66
RATING

Part No.	Description
WXT104N	Weathersafe Extreme Single Gang RCD Fused Spur

LEDs
UP TO
500W



WEATHERSAFE®
IP66
RATING

Part No.	Description
WXT204N	Weathersafe Extreme Twin Gang Switched RCD Socket (Passive)



WEATHERSAFE®
IP66
RATING

Part No.	Description
WXT205N	Weathersafe Extreme Twin Gang Switched RCD Socket (Active)



WEATHERSAFE®
IP65
RATING

Part No.	Description
WP401	4 Gang Outdoor Multi-Connector Box



WEATHERSAFE®
IP66
RATING

Part No.	Description
WPM02	2 Gang Outdoor Multi-Connector Box

Outdoor Power

Weathersafe®
VISION

Vision
Clear & Tough
See Through
Durable
Cover!



WEATHERSAFE®
IP66
RATING

Part No.	Description
TGV101N	Weathersafe Vision Single Gang Switched Socket



WEATHERSAFE®
IP66
RATING

Part No.	Description
TGV201N	Weathersafe Vision Twin Gang Switched Socket



WEATHERSAFE®
IP66
RATING

Part No.	Description
TGV103N	Weathersafe Vision Single Gang Fused Spur



WEATHERSAFE®
IP66
RATING

Part No.	Description
TGV104N	Weathersafe Vision Single Gang RCD Fused Spur

LEDs
UP TO
500W



WEATHERSAFE®
IP66
RATING

Part No.	Description
TGV204N	Weathersafe Vision Twin Gang Switched RCD Socket (Passive)




WEATHERSAFE®
IP66
RATING

Part No.	Description
TGV205N	Weathersafe Vision Twin Gang Switched RCD Socket (Active)



POWERSEAL
IP55
RATING

Part No.	Description
TPS401	Powerseal Outdoor IP55 Power Enclosure with 4 Gang 13A Socket Strip



Lockable cover facility
(illustrated with padlock
in place).

EV Charging

EV CHARGING

ELECTRIC VEHICLE CHARGING SOLUTIONS

- Domestic charging solutions
- Type 1 & Type 2 connection cables



SCAME
electrical solutions



ECOMOBILITY
SCAME
electrical solutions



EV Charging Solutions

Contact **Scame UK Ltd** for further details on our premium range of AC EV charging solutions. OLEV schemes available against many EV chargers for home and work place applications.

Telephone +44(0)1684 299600 Email sales@scame.co.uk Web www.scame.com



EV Charging

ROLEC

WallPod:EV

This low-cost, entry level charging unit has been designed to offer full Mode 3 fast charging to every Electric Vehicle (EV/PHEV) on the market today.

This charging unit has been specifically designed for domestic and commercial locations including offices, factories, restaurants, hotels, sports venues, etc.

- The UK's favourite charging point - with over 50,000 in operation throughout the country.
- Mode 3 fast charging.
- Built-in overload & fault current protection.
- IEC62196 Type 2 socketed versions available.
- J1772 Type 1 and IEC62196 Type 2 tethered cable versions available.



Part No.	Description
EVWP1080	3.6kW (16amp) Type 1 Tethered Cable
EVWP1140	7.2kW (32amp) Type 1 Tethered Cable
EVWP2080	3.6kW (16amp) Type 2 Tethered Cable
EVWP2140	7.2kW (32amp) Type 2 Tethered Cable
EVWP2010	3.6kW (16amp) Type 2 Socket
EVWP2020	7.2kW (32amp) Type 2 Socket

BasicCharge:EV

This pedestal is the brother to Rolec's world leading Classic utility pedestal, which now boasts well over 150,000 units sold worldwide.

This mass produced, tried and tested pedestal is, we believe, the most affordable and adaptable EV charging pedestal in the world.

- Affordable, tried and tested pedestal.
- LED amenity lighting.
- Mode 3 fast charging.
- Built-in overload & fault current protection.
- Available in 1way or 2way IEC62196 Type 2 socket versions.
- SuperFast 3 phase versions also available.
- Hot dipped galvanised steel ground mounting base also available.



Part No.	Description
EVCL2005	1 x 3.6kW (16amp) Type 2 Socket
EVCL2006	1 x 7.2kW (32amp) Type 2 Socket
EVCL2008	1 x 22kW, 3 phase (32amp) Type 2 Socket
EVCL2015	2 x 3.6kW (16amp) Type 2 Sockets
EVCL2016	2 x 7.2kW (32amp) Type 2 Sockets
EVCL2018	2 x 22kW, 3 phase (32amp) Type 2 Sockets
GMCP0010	BasicCharge:EV Ground Mounting Base

SecuriCharge:EV

A heavy duty, hard wearing, vandal resistant wall mounted EV charging unit, specifically designed and manufactured for public facing and exposed locations.

- Discreet, wall mounted unit.
- Hard wearing, vandal resistant design.
- Sockets safely locked away when not in use.
- Mode 3 fast charging.
- Built-in overload & fault current protection.
- Available in 1way or 2way IEC62196 Type 2 socket versions.
- SuperFast 3 phase versions also available.



Part No.	Description
EVSC0010	1 x 3.6kW (16amp) Type 2 Socket
EVSC0020	1 x 7.2kW (32amp) Type 2 Socket
EVSC0040	1 x 22kW, 3 phase (32amp) Type 2 Socket
EVSC0050	2 x 3.6kW (16amp) Type 2 Sockets
EVSC0060	2 x 7.2kW (32amp) Type 2 Sockets
EVSC0210	2 x 22kW, 3 Phase (32amp) Type 2 Sockets (XL Enlosure)

Quantum:EV

This pedestal offers a unique blend of quality and value, and has been specifically designed to add style and flair to the EV charging industry. Ideal locations for this versatile pedestal include: offices, factories, private car parks, schools, depots and many more.

- Unique LED louvered amenity lighting to safely guide EV drivers to their charging point during hours of darkness.
- Mode 3 fast charging.
- Built-in overload & fault current protection.
- Available in 1way or 2way IEC62196 Type 2 socket versions.
- SuperFast 3 phase versions also available.
- Hot dipped galvanised steel ground mounting base also available.



Part No.	Description
EVQR0110	1 x 3.6kW (16amp) Type 2 Socket
EVQR0111	1 x 7.2kW (32amp) Type 2 Socket
EVQR0113	1 x 22kW, 3 Phase (32amp) Type 2 Socket
EVQR0120	2 x 3.6kW (16amp) Type 2 Sockets
EVQR0121	2 x 7.2kW (32amp) Type 2 Sockets
EVQR0123	2 x 22kW, 3 Phase (32amp) Type 2 Sockets
GMQR0010	Quantum:EV Ground Mounting Base

EV Charging

ROLEC

EV Charge.Online

Revolutionising EV Charging with 'The People's Network'

Rolec's EV Charge.Online system has been designed and developed to enable each and every EV driver to simply pull up to a charge point, and using their mobile phone, tablet or in-car connectivity, log-in to the charge point and pay-as-you-go (PAYG) for its use.

- A pay to use charging system with no driver subscription fees or hidden charges*.
- EV charging points that can pay for themselves in less than 12 months!
- Operated by smartphone or tablet.
- Accessible to all EV drivers.
- Available across the entire range of Rolec EV charging points.
- No Driver Annual Membership Fees.
- No Driver Monthly Subscription Fees.
- No Driver Connection Fees.
- No Host Licence Fees.

Part No.	Description
EVCO0011	AutoCharge / 1 x 32A Type 2 Socket
EVCO0021	AutoCharge / 2 x 32A Type 2 Sockets
EVCO0101	SecuriCharge / 1 x 32A Type 2 Socket
EVCO0111	SecuriCharge / 2 x 32A Type 2 Sockets

* Data management fees apply.



AutoCharge:EV

This heavy duty, hard wearing EV charging pedestal has been specifically designed and manufactured for both commercial and public facing environments.

- Versatile, future-proof pedestal.
- Robust and hard wearing.
- Mode 3 fast charging.
- Built-in overload & fault current protection.
- Available in 1way or 2way IEC62196 Type 2 socket versions.
- SuperFast 3 phase versions also available.
- Hot dipped galvanised steel ground mounting base also available.



EV Charge Point Signage

- Highlight your EV charging facility with an aluminium screen printed EV charging station sign.



Part No.	Description
EVPS0010	Aluminium EV A4 Landscape Parking Sign
EVPS0020	Aluminium EV A5 Landscape Parking Sign

EV Charge Point Barriers

- Galvanised steel powder coated charging pedestal barriers.
- Root or surface mounted.



Part No.	Description
EVCB0020	Root Mount Protection Barrier (48mm)
EVCB0040	Surface Bolted Protection Barrier (48mm)

EV Charging Cables

- Plug to plug mode 3 EV charging cables to suit every EV and PHEV on the market.



Part No.	Description
EVPP0160	J1772 Type 1 to IEC62196 Type 2 32A (5m)
EVPP0100	IEC62196 Type 2 to IEC62196 Type 2 32A (5m)



Industrial Combination Units

A range of cost effective, hard wearing IP44 and IP65 GRP industrial combination units, including all internal wiring and built-in cable terminals. All units come pre-wired with either combined or individual fault current and/or overload protection.

- Hundreds of bespoke combinations available.
- Fire retardant.
- Hard wearing, water resistant enclosures.

Part No.	Description
PSBJ0010	1 x RE115F Enclosure, 1 x 16A 400V IP44 Socket, 1 x 16A 230V IP44 Socket, 1 x 63A 4 Pole RCD, 1 x 16A 4 Pole MCB & 1 x 16A 1 Pole MCB
PSBJ0080	1 x RE117F Enclosure, 1 x 32A 400V IP44 Socket, 2 x 32A 230V IP44 Socket, 1 x 63A 4 Pole RCD, 1 x 32A 4 Pole MCB, 2 x 32A 1 Pole MCB
PSBJ0090	1 x RE119F Enclosure, 1 x 32A 400V IP44 Socket, 1 x 16A 400V IP44 Socket, 2 x 16A 230V IP44 Sockets, 1 x 63A 4 Pole RCD, 1 x 32A 4 Pole MCB, 1 x 16A 4 Pole MCB, 2 x 16A 1 Pole MCB

CubiServ

CubiServ has been designed to provide unlimited electrical supplies and hook-up combinations in a hard-wearing moveable cube format.

Each can provide varying socket inlet and outlet combinations, including protective switchgear and safety reset flaps.

- Hundreds of bespoke combinations available.
- Available in 4 sizes.
- Hard wearing, water resistant shell.
- User friendly.



Part No.	Description
PSCS0010	CubiServ Type 1, 1 x 32A 400V IP44 Plug Inlet, 6 x 16A 230V IP44 Socket, 3m 4mm 5 Core Lead & 1x 16A 1 Pole MCB
PSCS0090	CubiServ Type 2, 1 x 63A 230V IP67 Inlet, 3 x 32A 230V IP44 Socket, 7 x 16A 230V IP44 Socket, 1 x 63A 2 Pole RCD, 3 x 32A 1 Pole MCB & 7 x 16A 1 Pole MCB
PSCS0120	CubiServ Type 2, 1 x 63A 400V IP67 Inlet, 3 x 32A 230V IP44 Socket, 9 x 16A 230V IP44 Socket, 3 x 32A 1 Pole MCB & 9 x 16A 1 Pole MCB

StreetServ

A heavy duty, hard wearing street post that offers lockaway electrical connections.

This round top column has a gloss finish.

- Discreet - appears as an ordinary street post.
- Ideal for market places, town centres, car parks, etc.
- Available in multiple connection combinations.
- Built-in overload & fault current protection.



Part No.	Description
PSAA0160	StreetServ Round Top, 1 x 16A IP44 230V Socket, 1 x 63A RCD & 1 x 16A MCB
PSAA0190	StreetServ Round Top, 2 x 16A IP44 230V Sockets, 1 x 63A RCD & 2 x 16A MCB
PSAA0220	StreetServ Round Top, 3 x 16A IP44 230V Sockets, 1 x 63A RCD & 3 x 16A MCB
GMSS0010	Galvanised Steel Ground Mounting Base

Caravan Hook-Ups

Static Caravan Connection Units

Hard-wearing, cost effective hook-up units - specifically designed to provide either a 16amp or 32amp electrical supply via a BS4343 IP44 electrical socket to the static caravan.

Each unit comes complete with an RCBO providing both overload and 30mA fault current protection, accessible via a waterproof customer re-set flap, as well as a set of 3 x 35mm incoming cable connection terminals.

- Weatherproof enclosure.
- Metered and unmetered versions available.
- Includes all internal wiring and built-in cable terminals.
- Mounting posts also available.



Touring Caravan Hook-Up Units

A selection of hard wearing, cost effective hook-up units specifically designed for use on touring, caravan and camping sites.

These units are available in 1way, 2way, 3way or 4way formats providing electrical supplies via BS4343 IP44 sockets.

- Weatherproof enclosure.
- Built-in overload & fault current protection.
- Metered versions also available.
- Includes all internal wiring and built-in cable terminals.
- Mounting posts also available.



Part No.	Description
LSAA0010	SU1F/RE113F, 1 x 16A 230V Socket / RCBO
LSAB0010	SU2F/RE113F, 1 x 16A 230V Socket / RCBO / kWh Mini Meter
LSAA0030	SU1F/RE113F, 1 x 32A 230V Socket / RCBO
LSAB0030	SU2F/RE113F, 1 x 32A 230V Socket / RCBO / kWh Mini Meter
LSAF0060	To Add 1500mm Mounting Post To Suit RE113F Enclosure

Part No.	Description
LSAH0030	TRE1/RE113F, 1 x 16A 230V Socket / 1 x RCBO
LSAH0040	TRE2/RE113F, 2 x 16A 230V Sockets / 2 x RCBOs
LSAH0050	TRE3/RE113F, 3 x 16A 230V Sockets / 3 x RCBOs
LSAH0060	TRE4/RE113F, 4 x 16A 230V Sockets / 4 x RCBOs
LSAF0060	To Add 1500mm Mounting Post To Suit RE113F Enclosure
LSAF0080	To Add 1500mm Mounting Post To Suit RE115F Enclosure

Classic Hook-Up Bollard

This Touring Hook-Up Bollard is the world's most popular utility bollard with now well over 150,000 sold globally. It is specifically designed for use on touring caravan and camping sites.

Each bollard comes complete with an RCBO per socket, providing both overload and 30mA fault current protection, accessible via a waterproof customer re-set flap, as well as a set of 3 x 35mm incoming cable connection terminals.

- IP65 certified bollard shell.
- Optional LED amenity lighting.
- 1000mm high (plus lighting head).
- Built-in overload & fault current protection.
- Various metering options and optional equipment also available.



Quantum Hook-Up Bollard

This exciting new and stylish range of anodised aluminium hook-up bollards adds a modern approach to our caravan park touring hook-up range whilst maintaining the same versatility and diversity that our original Classic range offers.

The Quantum is a robust and attractive utility bollard offering electrical hook-ups, LED lighting, optional water tap, and various colour and branding options.

- IPX6 certified bollard shell.
- Optional LED amenity lighting.
- 1000mm high (plus lighting head).
- Built-in overload & fault current protection.
- Various metering options and optional equipment also available.



Part No.	Description
LSAI0010	1 x 16A 230V IP44 Socket & 1 x 16A 30mA RCBO
LSAI0020	2 x 16A 230V IP44 Sockets & 2 x 16A 30mA RCBOs
LSAI0030	3 x 16A 230V IP44 Sockets & 3 x 16A 30mA RCBOs
LSAI0040	4 x 16A 230V IP44 Sockets & 4 x 16A 30mA RCBOs
LSAK0030	To Add LED Lighting
LSAK0140	To Add A Mini-Meter
LSAK0040	To Add A Water Tap
GMCP0010	Galvanised Steel Ground Mounting Base

Part No.	Description
MAQR0210	1 x 16A 230V IP44 Socket & 1 x 16A 30mA RCBO
MAQR0220	2 x 16A 230V IP44 Sockets & 2 x 16A 30mA RCBOs
MAQR0230	3 x 16A 230V IP44 Sockets & 3 x 16A 30mA RCBOs
MAQR0240	4 x 16A 230V IP44 Sockets & 4 x 16A 30mA RCBOs
MAQR1000	To Add LED Lighting
MAFA0190	To Add A Mini-Meter
MAFA0290	To Add A Water Tap
GMQR0010	Galvanised Steel Ground Mounting Base

Data Cables



Future Cabling Systems Category 5e, 6 & 6A Data Cables are manufactured to exceed industry standards and meet with the IEC 60332 – 1 industry specifications. FCS Data Cables have a EURO CLASS rating of ECA and are manufactured using full copper.

UTP PVC Cable - Cat 5e & Cat 6

- Category 5e/6 Compliant.
- Full Copper.
- UTP Solid Cable.
- PVC Jacket.
- Meter Marked.
- 25 Year Warranty.



Part No.	Description	Jacket	Colour	Length
FCSC5EPVC-GY	Cat 5e Solid UTP Cable	PVC	Grey	305m
FCSC6PVC-GY	Cat 6 Solid UTP Cable	PVC	Grey	305m

FTP Screened Cable - Cat 5e, Cat 6 & Cat 6a

- Category 5e/6 Compliant.
- Full Copper.
- FTP Screened Solid Cable.
- LSZH Jacket.
- Meter Marked.
- 25 Year Warranty.



Part No.	Description	Jacket	Colour	Length
FCSC5EFTP-G	Cat 5e Solid UTP Cable	LSZH	Grey	305m
FCSC6FTP-G	Cat 6 Solid FTP Cable	LSZH	Grey	305m
FCSC6AU/FTP	Cat 6A Solid U/FTP Cable	LSZH	Blue	305m

UTP LSZH Cable - Cat 5e & Cat 6

- Category 5e/6 Compliant.
- Full Copper.
- UTP Solid Cable.
- LSZH Jacket.
- Meter Marked.
- 25 Year Warranty.



Part No.	Description	Jacket	Colour	Length
Cat 5e				
FCSC5E LSZ-PU	Cat 5e Solid UTP Cable	LSZH	Purple	305m
FCSC5E LSZ-OG	Cat 5e Solid UTP Cable	LSZH	Orange	305m
FCSC5E LSZ-RD	Cat 5e Solid UTP Cable	LSZH	Red	305m
FCSC5E LSZ-WH	Cat 5e Solid UTP Cable	LSZH	White	305m
FCSC5E LSZ-YL	Cat 5e Solid UTP Cable	LSZH	Yellow	305m
FCSC5E LSZ-GN	Cat 5e Solid UTP Cable	LSZH	Green	305m
FCSC5E LSZ-BL	Cat 5e Solid UTP Cable	LSZH	Blue	305m
Cat 6				
FCSC6 LSZ-PU	Cat 6 Solid UTP Cable	LSZH	Purple	305m
FCSC6 LSZ-OG	Cat 6 Solid UTP Cable	LSZH	Orange	305m
FCSC6 LSZ-RD	Cat 6 Solid UTP Cable	LSZH	Red	305m
FCSC6 LSZ-YL	Cat 6 Solid UTP Cable	LSZH	Yellow	305m
FCSC6 LSZ-GN	Cat 6 Solid UTP Cable	LSZH	Green	305m
FCSC6 LSZ-BL	Cat 6 Solid UTP Cable	LSZH	Blue	305m

UTP External & Duct Grade Cable

- Cat 5e & Cat 6

- Category 5e/6 Compliant.
- Full Copper.
- UTP Solid Cable.
- PE External Jacket.
- LDPE Duct Grade Jacket.
- Meter Marked.
- 25 Year Warranty.



Part No.	Description	Jacket	Colour	Length
FCSC5EX305	Cat 5e Solid UTP External Cable	PE	Black	305m
FCSC5E-DG	Cat 5e Solid UTP Duct Grade Cable	LDPE	Black	305m
FCSC6X305	Cat 6 Solid UTP External Cable	PE	Black	305m
FCSC6-DG	Cat 6 Solid UTP Duct Grade Cable	LDPE	Black	305m

Data Connectivity

UTP Low Profile Euro Outlet - Cat 5e & Cat 6

- 25 Year Warranty.
- Slide in Label Window.
- Krone IDC.
- 25 x 50.



Part No.	Description	Colour
FK085E	Cat 5e UTP Low Profile Euro Outlet	White
FK08C6	Cat 6 UTP Low Profile Euro Outlet	White

UTP LJ6C Outlet - Cat 5e & Cat 6

- 25 Year Warranty.
- Slide in Label Window.
- Krone IDC.
- 22 x 37.



Part No.	Description	Colour
FK085E6C	Cat 5e UTP LJ6C Outlet	White
FK08C6-6C	Cat 6 UTP LJ6C Outlet	White

UTP Patch Panel - Cat 5e & Cat 6

- 24 Ports on 1U.
- 25 Year Warranty.
- Removable Rear Management.
- Exceeds ISO/IEC Standards.
- Krone IDC.
- Free cage nuts.



Part No.	Description	Colour
1/24FC5EPP	1U 24 Way Cat 5e UTP Patch Panel	Black
2/48FC5EPP	2U 48 Way Cat 5e UTP Patch Panel	Black
1/24FC6PP	1U 24 Way Cat 6 UTP Patch Panel	Black
2/48FC6PP	2U 48 Way Cat 6 UTP Patch Panel	Black

UTP Moulded Boot Patch Leads

- Cat 5e & Cat 6

- 25 Year Warranty.
- Colour Options.
- Moulded Boots.
- Longer Lengths Available.

Available in the following colours, red, blue, yellow, green, orange, pink, black, purple, white, grey.



Part No.	Description	Colour
PL5E0.5M	Cat 5e UTP Patch Lead 0.5m	Optional
PL5E1M	Cat 5e UTP Patch Lead 1m	Optional
PL5E1.5M	Cat 5e UTP Patch Lead 1.5m	Optional
PL5E2M	Cat 5e UTP Patch Lead 2m	Optional
PL5E3M	Cat 5e UTP Patch Lead 3m	Optional
PL5E5M	Cat 5e UTP Patch Lead 5m	Optional
PL5E10M	Cat 5e UTP Patch Lead 10m	Optional
PLC60.5M	Cat 6 UTP Patch Lead 0.5m	Optional
PLC61M	Cat 6 UTP Patch Lead 1m	Optional
PLC61.5M	Cat 6 UTP Patch Lead 1.5m	Optional
PLC62M	Cat 6 UTP Patch Lead 2m	Optional
PLC63M	Cat 6 UTP Patch Lead 3m	Optional
PLC65M	Cat 6 UTP Patch Lead 5m	Optional
PLC610M	Cat 6 UTP Patch Lead 10m	Optional

Bevelled Face Plates

- Screws Included
- Individually Bagged



Part No.	Description	Colour
FKP02B	Single Gang Face Plate Bevelled	White
FKP04B	Double Gang Face Plate Bevelled	White

Flat Face Plates

- Screws Included.
- Individually Bagged.



Part No.	Description	Colour
FKP01F	Single Gang Face Plate Flat (1 Outlet)	White
FKP02F	Single Gang Face Plate Flat	White
FKP04F	Double Gang Face Plate Flat	White

Blanks

- Individually Bagged.



Part No.	Description	Colour
FKQ	1/4 Blank	White
FKH	1/2 Blank	White
FKF	Full Blank	White
FK6CB	LJ6C Blank	White

Cabling Accessories

RJ45 Plugs & Boots

- Packs 100.
- Boots Available in: Blue, Black, Brown, Green, Orange, pink, purple, red, white, yellow.



Part No.	Description
RJ45C5E	Cat 5e RJ45 UTP Plugs Pack of 100
RJ45C6	Cat 6 RJ45 UTP Plugs Pack of 100
RJBGY	RJ45 Boots Pack of 100

RJ45 Through Couplers



Part No.	Description
RJ45/RJ45	Cat 5e RJ45 TO RJ45 in Line Coupler


2A Krone Tool



Part No.	Description
KT001	Krone Punch Down Tool

Universal Cable Stripper


- Maximum Cut 1mm.



Part No.	Description
UCST	Universal Cable Stripper

HighBand Modules

- 8 Way Module for two pair cables.
- 16 Way Module for two pair cables



Part No.	Description
KNHB8	Highband 8
KNHB16	Highband 16

Cat 5e & Cat 6 IDC Punch Downs



Part No.	Description
C5EIDC	Cat 5e IDC Punch Down
C6IDC	Cat 6 IDC Punch Down

RJ11 & RJ45 Crimp Tool



Part No.	Description
RJCP	RJ11 & RJ45 Crimping Tool

2 Position Gel Filled 8a Crimps

- Packs of 500.



Part No.	Description
GEL2	2 Position Gel Filled 8a Crimps pack of 500

Network Tester & Cable Tracer

- Cat 5e, Cat 6, Cat 6a.
- Continuity Tester.
- c/w 6 x Remote Plugs.
- Powered by your Smart Phone.




Part No.	Description
PAGT1	PATCH APP & GO Network Tester & Cable Tracer
PAGP/12	Smart Remote Plugs (Numbered 7-12)
PAGP/18	Smart Remote Plugs (Numbered 13-18)
PAGP/24	Smart Remote Plugs (Numbered 19-24)

Fibre Optic Cabling

Tight Buffered Fibre

- Internal/External.
- LSZH.
- Black Sheath.
- Cut to Length.



CUT TO LENGTH

Part No.	Description
OM1 Multimode	
64TB/B	4 Core OM1 62.5/125 Tight Buffered Black
68TB/B	8 Core OM1 62.5/125 Tight Buffered Black
612TB/B	12 Core OM1 62.5/125 Tight Buffered Black
616TB/B	16 Core OM1 62.5/125 Tight Buffered Black
624TB/B	24 Core OM1 62.5/125 Tight Buffered Black
OM2 Multimode	
24TB/B	4 Core OM2 50/125 Tight Buffered Black
28TB/B	8 Core OM2 50/125 Tight Buffered Black
212TB/B	12 Core OM2 50/125 Tight Buffered Black
216TB/B	16 Core OM2 50/125 Tight Buffered Black
224TB/B	24 Core OM2 50/125 Tight Buffered Black
OM3 Multimode	
34TB/B	4 Core OM3 50/125 Tight Buffered Black
38TB/B	8 Core OM3 50/125 Tight Buffered Black
312TB/B	12 Core OM3 50/125 Tight Buffered Black
316TB/B	16 Core OM3 50/125 Tight Buffered Black
324TB/B	24 Core OM3 50/125 Tight Buffered Black
OM4 Multimode	
44TB/B	4 Core OM4 50/125 Tight Buffered Black
48TB/B	8 Core OM4 50/125 Tight Buffered Black
412TB/B	12 Core OM4 50/125 Tight Buffered Black
416TB/B	16 Core OM4 50/125 Tight Buffered Black
424TB/B	24 Core OM4 50/125 Tight Buffered Black
OS1/2 Singlemode	
94TB/B	4 Core 9/125 OS1/2 Tight Buffered Black
98TB/B	8 Core 9/125 OS1/2 Tight Buffered Black
912TB/B	12 Core 9/125 OS1/2 Tight Buffered Black
916TB/B	16 Core 9/125 OS1/2 Tight Buffered Black
924TB/B	24 Core 9/125 OS1/2 Tight Buffered Black

Loose Tube Fibre

- Internal/External.
- LSZH.
- Black Sheath.
- Cut to Length.



CUT TO LENGTH

Part No.	Description
OM1 Multimode	
64LT/B	4 Core OM1 62.5/125 Loose Tube Black
68LT/B	8 Core OM1 62.5/125 Loose Tube Black
612LT/B	12 Core OM1 62.5/125 Loose Tube Black
616LT/B	16 Core OM1 62.5/125 Loose Tube Black
624LT/B	24 Core OM1 62.5/125 Loose Tube Black
OM2 Multimode	
24LT/B	4 Core OM2 50/125 Loose Tube Black
28LT/B	8 Core OM2 50/125 Loose Tube Black
212LT/B	12 Core OM2 50/125 Loose Tube Black
216LT/B	16 Core OM2 50/125 Loose Tube Black
224LT/B	24 Core OM2 50/125 Loose Tube Black
OM3 Multimode	
34LT/B	4 Core OM3 50/125 Loose Tube Black
38LT/B	8 Core OM3 50/125 Loose Tube Black
312LT/B	12 Core OM3 50/125 Loose Tube Black
316LT/B	16 Core OM3 50/125 Loose Tube Black
324LT/B	24 Core OM3 50/125 Loose Tube Black
OM4 Multimode	
44LT/B	4 Core OM4 50/125 Loose Tube Black
48LT/B	8 Core OM4 50/125 Loose Tube Black
412LT/B	12 Core OM4 50/125 Loose Tube Black
416LT/B	16 Core OM4 50/125 Loose Tube Black
424LT/B	24 Core OM4 50/125 Loose Tube Black
OS1/2 Singlemode	
94LT/B	4 Core 9/125 OS1/2 Loose Tube Black
98LT/B	8 Core 9/125 OS1/2 Loose Tube Black
912LT/B	12 Core 9/125 OS1/2 Loose Tube Black
916LT/B	16 Core 9/125 OS1/2 Loose Tube Black
924LT/B	24 Core 9/125 OS1/2 Loose Tube Black

Steel Tape Armoured Fibre Cable

- Internal/External.
- LSZH.
- Black Sheath.
- Cut to Length.



Part No.	Description
OM1 Multimode	
6CST4LT/B	4 Core OM1 62.5/125 Loose Tube CSTA Black
6CST8LT/B	8 Core OM1 62.5/125 Loose Tube CSTA Black
6CST12LT/B	12 Core OM1 62.5/125 Loose Tube CSTA Black
6CST16LT/B	16 Core OM1 62.5/125 Loose Tube CSTA Black
6CST24LT/B	24 Core OM1 62.5/125 Loose Tube CSTA Black
OM2 Multimode	
2CST4LT/B	4 Core OM2 50/125 Loose Tube CSTA Black
2CST8LT/B	8 Core OM2 50/125 Loose Tube CSTA Black
2CST12LT/B	12 Core OM2 50/125 Loose Tube CSTA Black
2CST16LT/B	16 Core OM2 50/125 Loose Tube CSTA Black
2CST24LT/B	24 Core OM2 50/125 Loose Tube CSTA Black

CUT TO LENGTH

Part No.	Description
OM3 Multimode	
3CST4LT/B	4 Core OM3 50/125 Loose Tube CSTA Black
3CST8LT/B	8 Core OM3 50/125 Loose Tube CSTA Black
3CST12LT/B	12 Core OM3 50/125 Loose Tube CSTA Black
3CST16LT/B	16 Core OM3 50/125 Loose Tube CSTA Black
3CST24LT/B	24 Core OM3 50/125 Loose Tube CSTA Black
OM4 Multimode	
4CST4LT/B	4 Core OM4 50/125 Loose Tube CSTA Black
4CST8LT/B	8 Core OM4 50/125 Loose Tube CSTA Black
4CST12LT/B	12 Core OM4 50/125 Loose Tube CSTA Black
4CST16LT/B	16 Core OM4 50/125 Loose Tube CSTA Black
4CST24LT/B	24 Core OM4 50/125 Loose Tube CSTA Black
OS1/2 Singlemode	
9CST4LT/B	4 Core OS1/2 9/125 Loose Tube CSTA Black
9CST8LT/B	8 Core OS1/2 9/125 Loose Tube CSTA Black
9CST12LT/B	12 Core OS1/2 9/125 Loose Tube CSTA Black
9CST16LT/B	16 Core OS1/2 9/125 Loose Tube CSTA Black
9CST24LT/B	24 Core OS1/2 9/125 Loose Tube CSTA Black

Wall & Floor Cabinets



Qube Network Enclosures specialise in 19" Network and Server Enclosures. Offering solutions for applications ranging from small home offices to data centres.

Wall Boxes



- 6U-18U High.
- 450, 550, 600mm Depths.
- Lockable & Removable Sides.
- Cage Nuts & Fixing Kits.
- Adjustable Mounting Posts.
- Fully Vented.

Part No.	Description
450mm	
QU6450	6U 450mm Deep
QU9450	9U 450mm Deep
QU12450	12U 450mm Deep
QU15450	15U 450mm Deep
QU18450	18U 450mm Deep
550mm	
QU6550	6U 550mm Deep
QU9550	9U 550mm Deep
QU12550	12U 550mm Deep
QU15550	15U 550mm Deep
QU18550	18U 550mm Deep
600mm	
QU6600	6U 600mm Deep
QU9600	9U 600mm Deep
QU12600	12U 600mm Deep
QU15600	15U 600mm Deep
QU18600	18U 600mm Deep

Server Spec

- 27U, 37U, 42U & 47U in heights.
- Lockable mesh front & rear doors.

Server Cabinets

Part No.	Description	Weight Kg	Height mm
600 Wide			
QU2761	27U 600 X 1000 Server Cabinet	77	1389
QU4261	42U 600 X 1000 Server Cabinet	97	2056
QU4761	47U 600 X 1000 Server Cabinet	106	2278
800 Wide			
QU2781	27U 800 X 1000 Server Cabinet	97	1389
QU3781	37U 800 X 1000 Server Cabinet	108	1834
QU4281	42U 800 X 1000 Server Cabinet	117	2056
QU4781	47U 800 X 1000 Server Cabinet	137	2278

Data Cabinets

- 18U, 22U, 27U, 37U, 42U & 47U in heights.
- 600 x 600mm, 600 x 800mm, 800mm x 600mm & 800 x 800mm foot prints.
- Lockable front glass (tempered safety glass) door with air vents.
- Lockable solid steel rear door.
- Doors can be hinged on left or right.
- Lockable & removable side panels.
- All-round ventilation for increased airflow.
- Multiple cable entry on the top & base of the cabinet (with removable glands).
- Transport castors & jacking feet fitted.
- Cage nuts supplied (bag of 50).
- All-round earth bonding
- Up to 800kg static load capacity.
- Powder coated finish – RAL9004 (Black).



Part No.	Description	Weight Kg	Height mm
600 Wide			
QU1866	18U 600 x 600 Data Cabinet	58	988
QU2266	22U 600 x 600 Data Cabinet	62	1166
QU2268	22U 600 x 800 Data Cabinet	67	1166
QU2766	27U 600 x 600 Data Cabinet	66	1389
QU2768	27U 600 X 800 Data Cabinet	73	1389
QU3766	37U 600 X 600 Data Cabinet	76	1834
QU3768	37U 600 X 800 Data Cabinet	85	1834
QU4266	42U 600 X 600 Data Cabinet	92	2056
QU4268	42U 600 X 800 Data Cabinet	91	2056
QU4766	47U 600 X 600 Data Cabinet	88	2278
QU4768	47U 600 X 800 Data Cabinet	102	2278
800 Wide			
QU2786	27U 800 X 600 Data Cabinet	81	1389
QU2788	27U 800 X 800 Data Cabinet	86	1389
QU3786	37U 800 X 600 Data Cabinet	99	1834
QU3788	37U 800 X 800 Data Cabinet	103	1834
QU4286	42U 800 X 600 Data Cabinet	108	2056
QU4288	42U 800 X 800 Data Cabinet	110	2056
QU4786	47U 800 X 600 Data Cabinet	120	2278
QU4788	47U 800 X 800 Data Cabinet	123	2278

Cabinet Accessories

Plinths

- Data & Server Plinths.
- 100mm high.



Part No.	Description
QUP66	Plinth 600mm x 600mm
QUP68	Plinth 600mm x 800mm
QUP86	Plinth 800mm x 600mm
QUP88	Plinth 800mm x 800mm
QUP61	Plinth 600mm x 1000mm
QUP81	Plinth 800mm x 1000mm

Fan Units



Part No.	Description
QURMF1	Single Wall Box Fan
QURMF2	2 Way Roof Mount Fan Unit (for 600mm Deep Only)
QURMF4	4 Way Roof Mount Fan Unit (for 800mm & 1000mm Deep Only)

Cable Management


- 4 Ringed Front Cable Management.
- Brushed Cable Management.



Part No.	Description
QUCM4	1U 19" Cable Management Panel with rings
QUCBB	1U 19" Cable Management Brush Panel
QUCBR	1U 19" Cable Management Brush Panel with rings

Blank Panels

- 1U-4U Blank Panels.



Part No.	Description
QU1UBP	1U 19" Blank Panel
QU2UBP	2U 19" Blank Panel
QU3UBP	3U 19" Blank Panel
QU4UBP	4U 19" Blank Panel

Heavy Duty Castors



Part No.	Description
QUHDC	Set of 4 Heavy duty castors with brakes

Shelves


- Front Mount Option.
- Vented Fixed Option.
- Heavy Duty Vented Option.
- Telescopic Option.
- Adjustable Front & Rear Mounting.



Part No.	Description
QUMS2	1U Modem Shelf 250mm
QUMS3	2U Modem Shelf 350mm
QUFS6	Fixed Vented Shelf for 600mm
QUFS8	Fixed Vented Shelf for 800mm
QUFS1	Fixed Vented Shelf for 1000mm
QUHD6	Heavy Duty Fixed Vented Shelf for 600mm
QUHD8	Heavy Duty Fixed Vented Shelf for 800mm
QUHD1	Heavy Duty Fixed Vented Shelf for 1000mm
QUSS6	Sliding Vented Shelf for 600mm
QUSS8	Sliding Vented Shelf for 800mm
QUSS1	Sliding Vented Shelf for 1000mm
QUKS6	1U 19" Keyboard Shelf for 600mm
QUKS8	1U 19" Keyboard Shelf for 800mm
QUKS1	1U 19" Keyboard Shelf for 1000mm
QUSR6	Support Rail for 600mm (for Sliding & Keyboard Shelf)
QUSR8	Support Rail for 800mm (for Sliding & Keyboard Shelf)
QUSR1	Support Rail for 1000mm (for Sliding & Keyboard Shelf)

Cable Tray

- 150mm Wide.



Part No.	Description
QUCT18	18U Cable Tray
QUCT22	22U Cable Tray
QUCT27	27U Cable Tray
QUCT37	37U Cable Tray
QUCT42	42U Cable Tray
QUCT47	47U Cable Tray

Switched PDU's



Part No.	Description
H13A/4/13A	4 Way Unit Horizontal
H13A/5/13A	5 Way Unit Horizontal
H13A/6/13A	6 Way Unit Horizontal

Misc

Part No.	Description
QUBAY	Baying Kit - 4 brackets
QUEBK	Earth Bounding Kit
QUCNK	M6 Nuts & Screws (x50)

Protecta Plus

Protecta Plus - General Features

A series of rational solutions developed to achieve a complete range of capabilities and functions with a single type of distribution board to meet different installation requirements, whilst simplifying the work of the installer.

Simplified series connection

The distribution boards can be combined side-by-side through pre-cut cable conduit holes large enough for the passage of wiring harnesses.

High Output Capacity

Primary branch capacity up to 100A.

Complete Protection

Designed to ensure maximum protection and efficiency, through the provision for the installation of surge protection devices and counters.


Range
depth: 125 mm;
width: 450 mm;
6 heights:
590, 730,
870, 1050,
1220, 1360 mm

Ergonomics and Design

The design of this series is characterized by special features, such as rounded edges for a more efficient ergonomic look.

Flexible Mounting

The PAN assembly system can easily be removed from the bottom distribution board of the framework, ensuring quick and simple installation.



Protecta Plus - Order Process

Protecta Plus DB



Vertical split-load board



Incoming Kit



Surge kits (optional)



Meter/surge kits (optional)



MCB/RCBO/Blanks



Accessories



Vertical Split Load Boards - 42 Variations are Available


Pack contents:

Vertical split load boards

- 2/3 MID, Modbus (RS485) & Pulse Meters.
- Associated CTs.
- Incoming terminals.
- Internal cables.

Please note, no additional assembly is required.

Units will be delivered with meters pre-configured to internal C.T sizing.



MCB Distribution Board - Type A



Pack contents:

- Supplied factory fitted with 100A switch disconnecter.
- RAL7035 textured finish.

Part No.	No of Outgoing	Incomer Rating (A)	No. of Poles
EPP-VSL84	8+4 TPN	-125	3 P
EPP-VSL88	8+4 TPN	-160	4 P
EPP-VSL128	12+8 TPN	-250	
EPP-VSL1212	12+12 TPN		
EPP-VSL168	16+8 TPN		
EPP-VSL844	8+4+4 TPN		
EPP-VSL1284	12+8+4 TPN		

Part No.	Description
HSMS4C	Protecta Plus DB 4way 100A
HSMS7C	Protecta Plus DB 7way 100A
HSMS11C	Protecta Plus DB 11way 100A
HSMS16C	Protecta Plus DB 16way 100A
HSMS20C	Protecta Plus DB 20way 100A

Protecta Plus

MCB Distribution Board - Type B

Pack contents: Standard Distribution Board

- 250A distribution bar.
- RAL7035 textured finish.
- Door closing latch.



Part No.	Description
EPP-W304	Protecta Plus DB 4 Way 250A
EPP-W308	Protecta Plus DB 8 Way 250A
EPP-W312	Protecta Plus DB 12 Way 250A
EPP-W316	Protecta Plus DB 16 Way 250A
EPP-W320	Protecta Plus DB 20 Way 250A
EPP-W324	Protecta Plus DB 24 Way 250A

Incoming Connection Kit

Pack contents: Incoming Kit

- Copper connection kit and fittings.
- Incoming device.
- Cover plate.
- Instruction leaflet.



Part No.	Description
EPP-1253P	125A 3P Switch Incoming Connection Kit
EPP-1254P	125A 4P Switch Incoming Connection Kit
EPP-1004R	100A 4P Rcd Incoming Connection Kit 30mA Type AC - Left Side Neutral
EPP-1603P	160A 3P Switch Incoming Connection Kit
EPP-1604P	160A 4P Switch Incoming Connection Kit
EPP-2503P	250A 3P Switch Incoming Connection Kit
EPP-2504P	250A 4P Switch Incoming Connection Kit

Extension Boxes

Pack contents: Top Extension Boxes

- Fixings.
- DIN rail / mounting plate.
- RAL7035 textured finish.




Part No.	Description	No of Modules	Dimensions H x W x D
EPP-R1016	Hinged Door with 1 DIN Rail	16	200 x 450 x 130
EPP-R2032	Hinged Door with 2 DIN Rail	32	400 x 450 x 130
EPP-EB20	Plain Extension Box 200mm	-	200 x 450 x 130
EPP-EB40	Plain Extension Box 400mm	-	400 x 450 x 130

Surge Protection

Pack contents: Surge Protection

- 1 x Surge unit.
- 1 x MCB 3P.
- 1 x Wiring Loom & DIN support.
- Instruction leaflet.

Please note as these kits allow for 4 to 24 way boards cutting and crimping of cables is required.




Part No.	Description
EPP-SOULE	Type 2 Surge Protection - Including 63A 3P MCB
EPP-FURSE	Type 2/3 Surge Protection - Including 63A 3P MCB

Incoming Metering

Pack contents: Incoming Metering

- 1 x Meter.
- 1 x C.T Block.
- 1 x Wiring Loom & DIN support.
- Instruction leaflet.

Please note as these kits allow for 4 to 24 way boards cutting and crimping of cables is required.



Part No.	Description
EPP-METMOD125A	125A MID Approved c/w Pulse Output
EPP-METMOD125B	125A MID Approved c/w Pulse Output & Modbus (RS485)
EPP-METMOD125C	125A MID Approved c/w Pulse Output, Modbus (RS485) Imp/Exp
EPP-METMOD160A	160A MID Approved c/w Pulse Output
EPP-METMOD160B	160A MID Approved c/w Pulse Output & Modbus (RS485)
EPP-METMOD160C	160A MID Approved c/w Pulse Output, Modbus (RS485) Imp/Exp
EPP-METMOD250A	250A MID Approved c/w Pulse Output
EPP-METMOD250B	250A MID Approved c/w Pulse Output & Modbus (RS485)
EPP-METMOD250C	250A MID Approved c/w Pulse Output, Modbus (RS485) Imp/Exp

RCBO DSE201 M - Type AC

Full Range available - ask for details

MCB - S 200 M Series

Full Range available - ask for details



Accessories

Part No.	Description
EPP-BP1	MCB Blank RAL7035 Grey
EPP-BP1B	MCB Blank RAL9004 Black
EPP-LK KEY	Lock and Key
EPP-KIT JOIN	Side by Side Connection Kit
SA 1	Padlock Adaptor
SA 2	Padlock c/w 2 x Keys
EPP-KIT-1251P*	125A Single Phase Kit
EPP-KIT-2501P**	250A Single Phase Kit
EPP-TRADT	Trunking adaptor plate
EPP-GP-B	Protecta Plus - Glandplate Plain
EPP-GP KO	Protecta Plus - Glandplate K Os
PS1/19/30	19 Modules 30 mm Busbar

Circuit Protection

Consumer Units



CFDP18606



CFSW06



CFFRSW814



CFDP18616

Part No.	Description
CFUSW07	8 Mod With 100A Switch
CFUSW10	12 Mod With 100A Switch
CFUSW14	16 Mod With 100A Switch
CFUSW17	19 Mod With 100A Switch
CFUSW20	22 Mod With 100A Switch
CFURSW807	8 Mod With 80A RCD
CFURSW810	12 Mod With 80A RCD
CFURSW814	16 Mod With 80A RCD
CFURSW817	19 Mod With 80A RCD
CFURSW820	22 Mod With 80A RCD
CFUD6606	12 Mod Dual RCD, 100A Switch and 2 x 63A RCD
CFD6610	16 Mod Dual RCD, 100A Switch and 2 x 63A RCD
CFD6613	19 Mod Dual RCD, 100A Switch and 2 x 63A RCD

Part No.	Description
CFD6616	22 Mod Dual RCD, 100A Switch and 2 x 63A RCD
CFUDP16606	6 Way With 100A Switch, 1x 80A & 1x 63A 30mA RCD, 6x MCB
CFUDP16610	10 Way With 100A Switch, 1x 80A & 1x 63A 30mA RCD, 10x MCB
CFUDP16616	16 Way With 100A Switch, 1 x 80A & 1 x 63A 30mA RCD, 12x MCB
CFUSWP610	12 Module, 10 Way RCBO Consumer Unit, 6 RCBOs Fitted
CFUSWP810	12 Module, 10 Way RCBO Consumer Unit, 8 RCBOs Fitted
CFUSWP110	12 Module, 10 Way RCBO Consumer Unit, 10 RCBOs Fitted
CFUDP16613	13 Way With 100A Switch, 1x 80A & 1x 63A 30mA RCD, 10x MCB
CFFRSW814	Fully Recessed Consumer Unit 80A RCD Incomer, Unpopulated 16 Mod, 14 Way
CFFRSW820	Fully Recessed Consumer Unit 80A RCD Incomer, Unpopulated, 22 Mod, 20 Way

Devices & Accessories

Type B Part No.	Type B Part No.	Description
CUSW100		Main Switch 100A DP
CUMB6	CUMC6	MCB 6A
CUMB10	CUMC10	MCB 10A
CUMB16	CUMC16	MCB 16A
CUMB20	CUMC20	MCB 20A
CUMB32	CUMC32	MCB 32A
CUMB40	CUMC40	MCB 40A
CUMB50	CUMC50	MCB 50A
CUCRB6	CUCRC6	Compact RCBO, 6A
CUCRB10	CUCRC10	Compact RCBO, 10A
CUCRB16	CUCRC16	Compact RCBO, 16A
CUCRB20	CUCRC20	Compact RCBO, 20A
CUCRB32	CUCRC32	Compact RCBO, 32A
CUCRB40	CUCRC40	Compact RCBO, 40A
CFA32		16 Module Recess Kit



Circuit Protection

Defender Consumer Boards



Populated High Integrity Split Load Dual RCD Consumer Units

- A comprehensive range of single phase consumer Type tested to BS EN 61439-3 and 18th Edition Wiring Regulations.
- A modern sleek design suitable for all installations.
- Comprehensive range comprising 10 different enclosures sizes.
- Up to 22 module board as standard; combine boards to increase number of outgoing ways.
- Maximum cable space and extensive number of cable entry points allowing easy installation.
- Comprehensive user instructions and high quality sub circuit identification labels.
- Degree of protection IP4X.
- Optional surge protection available.
- Flexible board configuration to enable optimal combination of RCD, MCB and RCBO use.
- Pre-populated configurations available.
- Secure hinge design.
- Locking kits available.

Part No.	Description
DDS06166MS-P01	6 Way 100A Switch + 2 x 63A RCD c/w 1 x 40A, 2 x 32A, 1 x 16A, 2 x 6A MCB's
DDS06188MS-P01	6 Way 100A Switch + 2 x 80A RCD c/w 1 x 40A, 2 x 32A, 1 x 16A, 2 x 6A MCB's
DDS08166MS-P01	8 Way 100A Switch + 2 x 63A RCD c/w 1 x 40A, 3 x 32A, 1 x 16A, 2 x 6A MCB's
DDS08188MS-P01	8 Way 100A Switch + 2 x 80A RCD c/w 1 x 40A, 3 x 32A, 1 x 16A, 2 x 6A MCB's
DDS10166MS-P01	10 Way 100A Switch + 2 x 63A RCD c/w 1 x 40A, 4 x 32A, 2 x 16A, 3 x 6A MCB's
DDS10166MS-P02	10 Way 100A Switch + 2 x 63A RCD c/w 1 x 40A, 4 x 32A, 2 x 16A, 2 x 6A MCB's + 1 x 6A RCBO
DDS10188MS-P01	10 Way 100A Switch + 2 x 80A RCD c/w 1 x 40A, 4 x 32A, 2 x 16A, 3 x 6A MCB's
DDS10188MS-P02	10 Way 100A Switch + 2 x 80A RCD c/w 1 x 40A, 4 x 32A, 2 x 16A, 2 x 6A MCB's + 1 x 6A RCBO
DDS12188MS-P01	12 Way 100A Switch + 2 x 80A RCD c/w 1 x 40A, 4 x 32A, 2 x 16A, 3 x 6A MCB's
DDS14188MS-P01	14 Way 100A Switch + 2 x 80A RCD c/w 1 x 40A, 4 x 32A, 2 x 16A, 3 x 6A MCB's + 1 x 6A RCBO & 3 Blank Ways
DDS16188MS-P01	16 Way 100A Switch + 2 x 80A RCD c/w 1 x 40A, 4 x 32A, 2 x 16A, 3 x 6A MCB's
DD101MS-P01	10 Way 100A Switch + 1 x 40A, 2 x 32A, 1 x 16A + 2 x 6A RCBO's & 4 Blank Ways
DD101MS-P02	10 Way Populated 100A Switch + 8 RCBO's
DR026MS-P01	Garage Unit 2 Way 63A RCD + 1 x 16A, 1 x 6A MCB's


DD101MS-P02

Shower & Time Delay Enclosures

Part No.	Description	Size W x H x D (mm)
DTDDR001MS	100A Time Delay RCD Incomer TT/CU	114 x 260 x 130
DSPE1MS	40A RCD Shower Enclosure - No O/G Ways	114 x 260 x 130
DSPE2MS	63A RCD Shower Enclosure - 1 O/G 50A MCB	150 x 260 x 130



Distribution

CONTACTUM
 Make The Switch

 TP & N Distribution
 Boards c/w 125A -
 4 Pole Isolator

- Defender B Board Type DDB.
- Tested to BS EN 61439-3.
- 4 to 16 Triple pole ways.
- Removable pan assembly Enclosure.
- RAL 9016 textured finish.
- Removable top & bottom gland plates.
- 4 pole 125A isolator.
- 125A busbar.
- IP 4X Tin plated copper busbar.
- Door locking feature.



Part No.	Description
DDB125FI404	4 Way c/w 125A 4P Isolator Type B Board 532 x 415 x 120mm
DDB125FI406	6 Way c/w 125A 4P Isolator Type B Board 586 x 415 x 120mm
DDB125FI408	8 Way c/w 125A 4P Isolator Type B Board 640 x 415 x 120mm
DDB125FI412	12 Way c/w 125A 4P Isolator Type B Board 748 x 415 x 120mm
DDB125FI416	16 Way c/w 125A 4P Isolator Type B Board 856 x 415 x 120mm

Enclosed Disconnect Switches



- Made In the UK.
- IP65 Rated BS EN 60947-3.

Part No.	Description
DS016K	16A Met Triple Pole & Neutral Switch
DS020K	20A Met Triple Pole & Neutral Switch
DS025K	25A Met Triple Pole & Neutral Switch
DS032K	32A Met Triple Pole & Neutral Switch
DS040K	40A Met Triple Pole & Neutral Switch
DS063K	63A Met Triple Pole & Neutral Switch
DS080K	80A Met Triple Pole & Neutral Switch
DS100K	100A Met Triple Pole & Neutral Switch
DS125K	125A Met Triple Pole & Neutral Switch
DS160K	160A Met Triple Pole & Neutral Switch
DS200K	200A Met Triple Pole & Neutral Switch
DS250K	250A Met Triple Pole & Neutral Switch
DS315K	315A Met Triple Pole & Neutral Switch
DS400K	400A Met Triple Pole & Neutral Switch
DS630K	630A Met Triple Pole & Neutral Switch

Enclosed Disconnect Fused Switches



- Made In the UK.
- IP65 Rated BS EN 60947-3.

Part No.	Description
DFS016K	16A Met Triple Pole & Neutral Fused Switch
DFS020K	20A Met Triple Pole & Neutral Fused Switch
DFS025K	25A Met Triple Pole & Neutral Fused Switch
DFS032K	32A Met Triple Pole & Neutral Fused Switch
DFS063K	63A Met Triple Pole & Neutral Fused Switch
DFS080K	80A Met Triple Pole & Neutral Fused Switch
DFS100K	100A Met Triple Pole & Neutral Fused Switch
DFS125K	125A Met Triple Pole & Neutral Fused Switch
DFS160K	160A Met Triple Pole & Neutral Fused Switch
DFS200K	200A Met Triple Pole & Neutral Fused Switch
DFS250K	250A Met Triple Pole & Neutral Fused Switch
DFS315K	315A Met Triple Pole & Neutral Fused Switch
DFS400K	400A Met Triple Pole & Neutral Fused Switch
DFS630K	630A Met Triple Pole & Neutral Fused Switch

Circuit Protection



Twin RCD Consumer Units

Starbreaker Dual RCCB Split-Load Consumer Units

Part No. All Metal	Configuration	RCCB Ratings	Isolator Rating	Enclosure Width
508/2834634B	4 + 4 Ways	1 x 80A 30mA 1 x 63A 30mA	100A	15 Modules
513/2837636B	7 + 6 Ways	1 x 80A 30mA 1 x 63A 30mA	100A	20 Modules
509/2635634B	5 + 4 Ways	2 x 63A 30mA	100A	15 Modules
513/2637636B	7 + 6 Ways	2 x 63A 30mA	100A	20 Modules

Starbreaker Dual RCCB High Integrity Consumer Units

Part No. All Metal	Configuration	RCCB Ratings	Isolator Rating	Enclosure Width
509/218484B	1 + 4 + 4 Ways	2 x 80A 30mA	100A	15 Modules
513/238585B	3 + 5 + 5 Ways	2 x 80A 30mA	100A	20 Modules
508/226363B	2 + 3 + 3 Ways	2 x 63A 30mA	100A	15 Modules
513/226665B	2 + 6 + 5 Ways	2 x 63A 30mA	100A	20 Modules
513/236565B	3 + 5 + 5 Ways	2 x 63A 30mA	100A	20 Modules
513/246564B	4 + 5 + 4 Ways	2 x 63A 30mA	100A	20 Modules

RCCBs can be included for final circuit positions not protected by resident RCCBs



Consumer Units



Starbreaker Main Switch Consumer Units

Part No. All Metal	Configuration	Isolator Rating	Enclosure Width
502/26B	2 Ways	63A	4 Modules
504/2B	4 Ways	100A	6 Modules
507/2B	7 Ways	100A	9 Modules
510/2B	10 Ways	100A	12 Modules
513/2B	13 Ways	100A	15 Modules
518/2B	18 Ways	100A	20 Modules

Starbreaker Split Load Consumer Units

Part No. All Metal	Configuration	RCCB Rating	Isolator Rating	Enclosure Width Modules
507/2463B	4 + 3 Ways	63A 30mA	100A	12
510/2463B	4 + 6 Ways	63A 30mA	100A	15
510/2563B	5 + 5 Ways	63A 30mA	100A	15
510/2663B	6 + 4 Ways	63A 30mA	100A	15
510/2763B	7 + 3 Ways	63A 30mA	100A	15
515/2763B	7 + 8 Ways	63A 30mA	100A	20
515/2863B	8 + 7 Ways	63A 30mA	100A	20
515/2963B	9 + 6 Ways	63A 30mA	100A	20

RCCBs can be included for final circuit positions not protected by resident RCCBs.

Miniature Circuit Breakers



Part No. Type B	Part No. Type C	Rating
61/B06	61/C06	6A 6kA
61/B10	61/C10	10A 6kA
61/B16	61/C16	16A 6kA
61/B20	61/C20	20A 6kA
61/B32	61/C32	32A 6kA
61/B40	61/C40	40A 6kA
61/B50	61/C50	50A 6kA

Miniature RCBOs (SP&swN, 30mA)

Part No. Type B	Part No. Type C	Rating
61/BM0630	61/CM0630	6A 6kA 30mA
61/BM1030	61/CM1030	10A 6kA 30mA
61/BM1630	61/CM1630	16A 6kA 30mA
61/BM2030	61/CM2030	20A 6kA 30mA
61/BM2530	-	25A 6kA 30mA
61/BM3230	61/CM3230	32A 6kA 30mA
61/BM4030	61/CM4030	40A 6kA 30mA

Miniature AFDD/RCBOs

Part No. Type B	Part No. Type C	Rating
61/BM06AFD	61/CM06AFD	6A 6kA 30mA
61/BM10AFD	61/CM10AFD	10A 6kA 30mA
61/BM16AFD	61/CM16AFD	16A 6kA 30mA
61/BM20AFD	61/CM20AFD	20A 6kA 30mA
61/BM25AFD	-	25A 6kA 30mA
61/BM32AFD	61/CM32AFD	32A 6kA 30mA
61/BM40AFD	61/CM40AFD	40A 6kA 30mA

Distribution


Distribution Boards



Loadstar 125A 'Meter Ready' Type B Distribution Board

Integral Metering option.

Part No.	Modules	Dimensions HxWxD (mm)
18LS04MR	4 Ways	490 x 430 x 155
18LS06MR	6 Ways	570 x 430 x 155
18LS08MR	8 Ways	650 x 430 x 155
18LS12MR	12 Ways	815 x 430 x 155
18LS16MR	16 Ways	895 x 430 x 155
18LS20MR	20 Ways	1000 x 430 x 155
18LS24MR	24 Ways	1140 x 430 x 155



Loadstar 125A Incoming Options

Order device and kit (where required) separately.

Part No. Device	Part No. Kit	Switch Disconnecter, Modular (50mm ²)
40SW3	No Kit Required	TP 40A
63SW3		TP 63A
100SW3		TP100A
125SW3	18LK125	TP125A
40SW4		FP 40A
63SW4		FP 63A
100SW4	18LK125	FP 100A
125SW4		FP 125A
100SW2	18LKTPSP	DP 100A (TP to SP Conversion)
125SW2		DP 125A (TP to SP Conversion)

Accessories

Part No.	Description
18BP1/6	Blanking Strip - 6 Individual 1 Module Wide
18BB1	Busbar Cross Connector Insulator
18MBP1	SP MCB Size Blank

125A Integral Meter Kit

Integral meter kit suitable for mounting within 125A type B Meter Ready (MR) Distribution Boards* includes a digital energy meter, three current transformers, fuses, wiring looms and mounting base plate.

Part No.	Description
LS125MPKIT	Integral Meter Kit - 125A
LS125MIDMPKIT	Integral Meter Kit (MID) - 125A

*Integral meter kits are designed for use in conjunction with modular three pole incoming options only. For other incoming options select the 'add-on' assembly.

125A Single Meter Packs

245mm high 'add on' assemblies suitable for mounting directly beneath any surface 125A Type B Distribution Board. Includes a digital energy meter, three current transformers and all associated fuses and wiring. Enclosures have a slotted front plate and hinged door with catch offering a lockable option.

Part No.	Description
18ML125	'Add-On' Meter Pack - 125A



Single Pole MCBs - 10kA

BS EN 60898.

Part No. Type B	Part No. Type C	Part No. Type D	Rating
6HS06B	6HS06C	6HS06D	6A
6HS10B	6HS10C	6HS10D	10A
6HS16B	6HS16C	6HS16D	16A
6HS20B	6HS20C	6HS20D	20A
6HS25B	6HS25C	6HS25D	25A
6HS32B	6HS32C	6HS32D	32A
6HS40B	6HS40C	6HS40D	40A
6HS50B	6HS50C	6HS50D	50A
6HS63B	6HS63C	6HS63D	63A

Triple Pole MCBs - 10kA

BS EN 60898.



Part No. Type B	Part No. Type C	Part No. Type D	Rating
6HT06B	6HT06C	6HT06D	6A
6HT10B	6HT10C	6HT10D	10A
6HT16B	6HT16C	6HT16D	16A
6HT20B	6HT20C	6HT20D	20A
6HT25B	6HT25C	6HT25D	25A
6HT32B	6HT32C	6HT32D	32A
6HT40B	6HT40C	6HT40D	40A
6HT50B	6HT50C	6HT50D	50A
6HT63B	6HT63C	6HT63D	63A



RCBOs - Single Module - 10kA

18mm wide, suitable for use within Loadstar Distribution Boards 30mA sensitivity, 'B' or 'C' characteristic, unswitched Neutral. IEC/EN 61009.

Part No. Type B	Part No. Type C	Rating
6HSR06/30B	6HSR06/30C	6A
6HSR10/30B	6HSR10/30C	10A
6HSR16/30B	6HSR16/30C	16A
6HSR20/30B	6HSR20/30C	20A
6HSR32/30B	6HSR32/30C	32A
6HSR40/30B	6HSR40/30C	40A
6HSR50/30B	6HSR50/30C	50A



Distribution Boards



Powering Business Worldwide

250ATPN, Type B High Load Distribution Board

- These boards include 2 TPN outgoing ways for 27mm MCB (upto 125A).
- Adequate integral cabling space means that no extension box is required.
- IP4X.
- Fitted with door lock as standard.

Part No.	Description	Rating (A)	Total no. of 18mm TP Outgoing Ways (63A Max)	Total no. of 27mm TP Outgoing Ways (125A Max)	Total no. of Outgoing Ways
EBM22H	2 Way TPN	20	0	2	2
EBM62H	6 Way TPN	25	4	2	6
EBM82H	8 Way TPN	25	6	2	8
EBM122H	12 Way TPN	25	10	2	12
EBM182H	18 Way TPN	25	16	2	18
EBM242H	24 Way TPN	25	22	2	24

- Includes factory fitted 200A switch disconnecter and two channel meter.
- Adequate integral cabling space means that no extension box is required.
- IP4X.
- Fitted with door lock as standard.
- Single phasing kit included to be used if required.

Part No.	Description	Rating (A)	Total no. of Outgoing Ways	Installed Meter Characteristics
EBMSL642MPMB	Split Metered TPN	200	6+4	Modbus + Pulsed Output, kWh
EBMSL862MPMB	Split Metered TPN	200	8+6	Modbus + Pulsed Output, kWh
EBMSL1082MPMB	Split Metered TPN	200	10+8	Modbus + Pulsed Output, kWh
EBMSL14102MPMB	Split Metered TPN	200	14+10	Modbus + Pulsed Output, kWh



RCBOs

Outgoing Devices, RCBOs Single Pole

- Eaton's range of residual current circuit breakers with integral overload protection (RCBOs), are manufactured to IEC/ EN 61009 and meet the latest European and international standards.



Trip Type C - 30mA Sensitivity

Part No.	Description	Rating (A)	Trip Type	Sensitivity (mA)
EMCH106R30C	RCBO 6A 10kA type C SP	6	C	30
EMCH110R30C	RCBO 10A 10kA type C SP	10	C	30
EMCH116R30C	RCBO 16A 10kA type C SP	16	C	30
EMCH120R30C	RCBO 20A 10kA type C SP	20	C	30
EMCH125R30C	RCBO 25A 10kA type C SP	25	C	30
EMCH132R30C	RCBO 32A 10kA type C SP	32	C	30
EMCH140R30C	RCBO 40A 10kA type C SP	40	C	30
EMCH145R30C	RCBO 45A 10kA type C SP	45	C	30

Trip Type B - 30mA Sensitivity

Part No.	Description	Rating (A)	Trip Type	Sensitivity (mA)
EMBH106R30C	RCBO 6A 10kA type B SP	6	B	30
EMBH110R30C	RCBO 10A 10kA type B SP	10	B	30
EMBH116R30C	RCBO 16A 10kA type B SP	16	B	30
EMBH120R30C	RCBO 20A 10kA type B SP	20	B	30
EMBH132R30C	RCBO 32A 10kA type B SP	32	B	30
EMBH140R30C	RCBO 40A 10kA type B SP	40	B	30
EMBH145R30C	RCBO 45A 10kA type B SP	45	B	30

RCBOs



Powering Business Worldwide

Outgoing Devices, 10kA 3P +N RCBOs

- Conditionally surge current-proof 250A.
- Sensitivity type A, providing protection against AC and pulsating DC earth fault currents.
- Trip types B, C, and D.
- Trip sensitivity 30mA, 100mA or 300mA.



Part No.	Description	Rating (A)	Sensitivity (mA)	Type Designation
Characteristic B				
169636	3P+N RCBO 10A 10kA trip B	10	30	mRBM4-10/3/B/003-A-UK-PT
169637	3P+N RCBO 13A 10kA trip B	13	30	mRBM4-13/3/B/003-A-UK-PT
169638	3P+N RCBO 16A 10kA trip B	16	30	mRBM4-16/3/B/003-A-UK-PT
169639	3P+N RCBO 20A 10kA trip B	20	30	mRBM4-20/3/B/003-A-UK-PT
169670	3P+N RCBO 10A 10kA trip B	10	100	mRBM4-10/3/B/01-A-UK-PT
169671	3P+N RCBO 13A 10kA trip B	13	100	mRBM4-13/3/B/01-A-UK-PT
169584	3P+N RCBO 16A 10kA trip B	16	100	mRBM4-16/3/B/01-A-UK-PT
169585	3P+N RCBO 20A 10kA trip B	20	100	mRBM4-20/3/B/01-A-UK-PT
169598	3P+N RCBO 10A 10kA trip B	10	300	mRBM4-10/3/B/03-A-UK-PT
169599	3P+N RCBO 13A 10kA trip B	13	300	mRBM4-13/3/B/03-A-UK-PT
169600	3P+N RCBO 16A 10kA trip B	16	300	mRBM4-16/3/B/03-A-UK-PT
169601	3P+N RCBO 20A 10kA trip B	20	300	mRBM4-20/3/B/03-A-UK-PT
Characteristic C				
169640	3P+N RCBO 6A 10kA trip C	6	30	mRBM4-6/3/C/003-A-UK-PT
169641	3P+N RCBO 10A 10kA trip C	10	30	mRBM4-10/3/C/003-A-UK-PT
169642	3P+N RCBO 13A 10kA trip C	13	30	mRBM4-13/3/C/003-A-UK-PT
169643	3P+N RCBO 16A 10kA trip C	16	30	mRBM4-16/3/C/003-A-UK-PT
169644	3P+N RCBO 20A 10kA trip C	20	30	mRBM4-20/3/C/003-A-UK-PT
169645	3P+N RCBO 25A 10kA trip C	25	30	mRBM4-25/3/C/003-A-UK-PT
169646	3P+N RCBO 32A 10kA trip C	32	30	mRBM4-32/3/C/003-A-UK-PT
169586	3P+N RCBO 6A 10kA trip C	6	100	mRBM4-6/3/C/01-A-UK-PT
169587	3P+N RCBO 10A 10kA trip C	10	100	mRBM4-10/3/C/01-A-UK-PT
169588	3P+N RCBO 13A 10kA trip C	13	100	mRBM4-13/3/C/01-A-UK-PT
169589	3P+N RCBO 16A 10kA trip C	16	100	mRBM4-16/3/C/01-A-UK-PT
169590	3P+N RCBO 20A 10kA trip C	20	100	mRBM4-20/3/C/01-A-UK-PT
169591	3P+N RCBO 25A 10kA trip C	25	100	mRBM4-25/3/C/01-A-UK-PT
169592	3P+N RCBO 32A 10kA trip C	32	100	mRBM4-32/3/C/01-A-UK-PT
169602	3P+N RCBO 6A 10kA trip C	6	300	mRBM4-6/3/C/03-A-UK-PT
169603	3P+N RCBO 10A 10kA trip C	10	300	mRBM4-10/3/C/03-A-UK-PT
169604	3P+N RCBO 13A 10kA trip C	13	300	mRBM4-13/3/C/03-A-UK-PT
169605	3P+N RCBO 16A 10kA trip C	16	300	mRBM4-16/3/C/03-A-UK-PT
169606	3P+N RCBO 20A 10kA trip C	20	300	mRBM4-20/3/C/03-A-UK-PT
169607	3P+N RCBO 25A 10kA trip C	25	300	mRBM4-25/3/C/03-A-UK-PT
169608	3P+N RCBO 32A 10kA trip C	32	300	mRBM4-32/3/C/03-A-UK-PT
Characteristic D				
169647	3P+N RCBO 6A 10kA trip D	6	30	mRBM4-6/3/D/003-A-UK-PT
169648	3P+N RCBO 10A 10kA trip D	10	30	mRBM4-10/3/D/003-A-UK-PT
169649	3P+N RCBO 13A 10kA trip D	13	30	mRBM4-13/3/D/003-A-UK-PT
169650	3P+N RCBO 16A 10kA trip D	16	30	mRBM4-16/3/D/003-A-UK-PT
169651	3P+N RCBO 20A 10kA trip D	20	30	mRBM4-20/3/D/003-A-UK-PT
169652	3P+N RCBO 25A 10kA trip D	25	30	mRBM4-25/3/D/003-A-UK-PT
169593	3P+N RCBO 6A 10kA trip D	6	100	mRBM4-6/3/D/01-A-UK-PT
169594	3P+N RCBO 10A 10kA trip D	10	100	mRBM4-10/3/D/01-A-UK-PT
169618	3P+N RCBO 13A 10kA trip D	13	100	mRBM4-13/3/D/01-A-UK-PT
169619	3P+N RCBO 16A 10kA trip D	16	100	mRBM4-16/3/D/01-A-UK-PT
169620	3P+N RCBO 20A 10kA trip D	20	100	mRBM4-20/3/D/01-A-UK-PT
169621	3P+N RCBO 25A 10kA trip D	25	100	mRBM4-25/3/D/01-A-UK-PT
169609	3P+N RCBO 6A 10kA trip D	6	300	mRBM4-6/3/D/03-A-UK-PT
169610	3P+N RCBO 10A 10kA trip D	10	300	mRBM4-10/3/D/03-A-UK-PT
169611	3P+N RCBO 13A 10kA trip D	13	300	mRBM4-13/3/D/03-A-UK-PT
169612	3P+N RCBO 16A 10kA trip D	16	300	mRBM4-16/3/D/03-A-UK-PT
169613	3P+N RCBO 20A 10kA trip D	20	300	mRBM4-20/3/D/03-A-UK-PT
169614	3P+N RCBO 25A 10kA trip D	25	300	mRBM4-25/3/D/03-A-UK-PT

Panelboards & Meterpacks

Memshield 3

MCCB Panelboards and Associated Devices


Meter

Meter is available with pulsed and modbus outputs. Simply installed with 2 locking screws.



Incoming Meter Enclosure

250mm high enclosure with hinged front door. Simply bolted to the top or the bottom of the panelboard.



Supply tap-off

Provision to fit tap-off to either the left and/or right hand side of the pan assembly.

Only 1 per panelboard is required but provision to fit two is an option.



Incoming metering connection kit

This includes all copper connectors, CT, shielding and CT to meter cable. Can be top or bottom fed.

This does not include the incoming device, which has to be ordered separately.



Cable extension box (when necessary)

250mm high enclosure, fitted incoming end. When incoming meter enclosure is fitted at the feed end of the 400A/630A/800A boards there is no need for a cable extension box.

Meterpack Assemblies - TPN, Type B Distribution Boards

Part No.	Description	Rating (A)	Installed Meter, Characteristics
EBMMPCT250	Meterpack	250	Pulsed Output, kWh
EBMMPCT250M	Meterpack	250	Modbus + Pulsed Output, kWh
EBMMPCT250MID	Meterpack	250	MID certified Meter
EBMMPSL250	Double Meterpack	250	Pulsed Output, kWh
EBMMPSL250M	Double Meterpack	250	Modbus + Pulsed Output, kWh
EBMMPSL250MID	Double Meterpack	250	MID Certified Meter
EBMMPSL125	Double Meterpack	125	Pulsed Output, kWh
EBMMPSL125M	Double Meterpack	125	Modbus + Pulsed Output, kWh
EBMMPSL125MID	Double Meterpack	125	MID Certified Meter
EBMMPDC120	Meterpack	120	MID Certified Meter



Eaton's Memshield 3 meter packs provide simple integration with matched aesthetics. Split metering for separate small power and lighting has been added to the range to meet the needs of the L2 Regulations introduced in England and Wales in 2006. The meters provide a pulsed output for kWh and display other useful parameters, including line voltage and current. Modbus versions are also available and provide remote access to additional electrical parameters.

Switch Disconnectors



Powering Business Worldwide

Glasgow Fuse-Switch-Disconnectors & Switch-Disconnectors



All units are supplied with fuselinks or switchlinks fitted. Glasgow fuse switch disconnectors and switch disconnectors meet the constructional requirements for isolation of and are type tested to BS EN 60947-3. Five frame sizes are available to provide a range from 63A to 800A, with utilisation category AC22A and AC23A Ue 415V ratings. All units have retractable operating handles which drive overcentre mechanisms incorporating powerful operating springs. Flag "on-off" indication is provided and terminal cover shields prevent contact with live metal. Surface-mounting enclosures comprise heavy gauge steel body plates incorporating cast iron frame members and are rustprotected, with a light grey paint finish (RAL7004). Front access doors, which are detachable, are fitted with dust-excluding gaskets and are interlocked to prevent opening when the switch is 'on'.

Part No.	Nominal Unit	Nominal Rating, Ie AC21 (A)	Copper Switch Links Fitted	Motor Ratings AC23A Ue 415V	
				kW	HP
63GNL	63	125	63MLK	22	30
103GNL	100	125	100MLK	22	30
-	160 (Use 200A Switch-Disconnector)	-	-	-	-
203GNL	200	315	200MLK	90	125
-	315 (Use 400A Switch-Disconnector)	-	-	-	-
403GNL	400	630	400MLK	110	150
-	500 (Use 630A Switch-Disconnector)	-	-	-	-
603GNL	630	1000	400MLK	225	300
803GNL	800	1000	800MLK	300	400

Glasgow Fuse-Switch-Disconnector

- Units are fitted with HRC Fuselinks of maximum rating but will accept fuselinks of a lower rating.
- SPSN and TPSN indicate switched neutral.
- Neutral makes first and breaks last.



Part No.	Poles	Nominal Unit Rating, Ie (A)	Eaton 415V Fuse(s) Fitted	Suitable Fuselinks	Copper Switch Links Fitted	Motor Ratings AC23A Ue 415V	
						kW	HP
61GNC	SPSN	63	63SB4	SB3 & SB4	63MLK	22	30
63GNC	TPN						
64GC	TPSN						
101GNC	SPSN	100	100SD5	SB3, SB4, SO & SD5	100MLK	22	30
103GNC	TPN						
104GC	TPSN						
151GNC	SPSN	160	160SF6	SF3 & SF6	200MLK	90	125
153GNC	TPN						
154GC	TPSN						
201GNC	SPSN	200	200SF6	SF3 & SF6	200MLK	90	125
203GNC	TPN						
204GC	TPSN						
303GNC	TPN	315	315SF7	SF3 & SF7	400MLK	110	150
304GC	TPSN						
403GNC	TPN	400	400SF8	SF3 & SF8	400MLK	110	150
404GC	TPSN						
503GNC	TPN	500	500SH9	SH8 & SH9	630MLK	225	300
603GNC	TPN	630	630SH9	-	630MLK	225	300
604GC	TPSN						
803GNC	TPN	800	800SH10	SH8 & SH10	800MLK	300	400
804GC	TPSN						

* If DP fuse-switch-disconnectors are required, use SPSN and replace the supplied switch link with a compatible fuselink. Stud size: 63/100A = tunnel terminal, 160/200A = M10, 300/400 = M14, 500/800A = see page 148, "copper terminal plate"

Exel 2 Switch-Disconnectors & Switch-Disconnector Fuses

Part No.	Poles	Utilisation Category at Ue 415V to BS EN 60947-3		250V DC Rating to BS5419 DC23 (A)	Blank Endplate
		AC22A (A)	AC23A (A)		
-	SPSN	20	11	20 ¹⁾	EP 842
15AXD2	DP				
15AXTN2	TPN				
-	SPSN	32	22	32	-
30AXD2	DP				
30AXTN2	TPN				
-	SPSN	63	-	63	EP 539
60AXD2	DP	39			
60AXTN2	TPN				
-	SPSN	100	-	100	-
100AXD2	DP				
100AXTN2	TPN		52		
125AXTN2	TPN	125	52	-	-

SPSN indicates switched neutral. ¹⁾ 20A units are DC22.



Exel 2 switch disconnectors and switch-disconnector fuses meet the constructional requirements for isolation of and are type tested to BS EN 60947-3. Switches are of the quick make and break type, suitable for use on AC or DC. Units have removable moving contact assemblies to facilitate wiring.

Exel 2 surface-mounting enclosures are fabricated from rust-protected sheet steel with a light grey paint finish. Removable blank top and bottom end plates (except for 20 and 32A top end plates which incorporate knockouts) and gasket doors give IP41 protection. Chromium-plated front operated handles, with "ON (I) OFF (O)" indication, and internal fixing enabling units to be mounted closely side by side. Interiors comprise porcelain bases fitted with non-ferrous conducting components.

Circuit Protection

Main Switch Boards High Integrity AM3 Boards When Fitted with RCBOs

- Earth & neutral busbars included.
- IP40 Rating.
- Fitted with 100A Main Switch.



Part No.	Description
MECU8M	MC Consumer Unit SW 6 Free Ways
MECU10M	MC Consumer Unit SW 8 Free Ways
MECU14M	MC Consumer Unit SW 12 Free Ways
ELCU16M	E-LINE Consumer Unit SW 14 Free Ways
ELCU20M	E-LINE Consumer Unit SW 18 Free Ways

AM3 Dual RCD High Integrity Split Load Boards

- Drop down padlockable lid with magnetic latch.
- IP40 Rating.
- All RCD's 30mA / knock-outs for trunking.
- Rear open frame enclosure for easy wiring.



Part No.	Description
ELCU16SP17/80FL02	Loaded E-line CU 100A SW 2 x 80A RCDs & 10 MCBs (6 - 40A)
ELCU20SP17/80FL01	Loaded E-Line CU 100A SW 2x80A RCDs & 12 MCBs (6-40A) 2 Blanks

TPN 3 Phase Boards

- Fitted with 125A 4 Pole isolator.
- Up to 18 Way 3PH (54 Single Ways).
- IP40 Enclosure.
- Provision for direct connected neutral input using the cage terminal directly connected to the neutral bar.
- Blank labels for easy identification.



Part No.	Description
TPN04	4 Way 3PH (12 Way Single Way)
TPN06	6 Way 3PH (18 Way Single Way)
TPN08	8 Way 3PH (24 Way Single Way)
TPN10	10 Way 3PH (30 Way Single Way)
TPN12	12 Way 3PH (36 Way Single Way)
TPN14	14 Way 3PH (42 Way Single Way)
TPN16	16 Way 3PH (48 Way Single Way)
TPN18	18 Way 3PH (54 Way Single Way)

Mainswitch / Isolator

- Terminal capacity: Cable up to 35mm².



Part No.	Description
ISO63-2	63A 2 Pole mainswitch / isolator
ISO100-2	100A 2 pole mainswitch / isolator
ISO100-4	100A 4 pole mainswitch / isolator



RCBO's

- Compact design for more wiring space in consumer units.
- Type AC.



Part No.	Description
EUB1RC.* / 1B	Compact RCBO B - Curve 6kA 1 Pole *Available in 6, 10, 16, 20, 32, 40
EUB1RC.* / 1C	Compact RCBO C - Curve 6kA 1 Pole *Available in 6, 10, 16, 20, 32, 40

Replace * with the required ampage

MCB's

- 6kA and 10kA.
- EN 60898.



Part No.	Description
EUB1*B	MCB B - Curve 6kA 1 Pole *Available in 6, 10, 16, 20, 25, 32, 40, 50, 63
EUB1*C	MCB C - Curve 6kA 1 Pole *Available in 6, 10, 16, 20, 25, 32, 40, 50, 63
EUC1P*B	MCB B - Curve 10kA 1 Pole *Available in 1, 2, 4, 6, 10, 16, 20, 25, 32, 40, 50, 63
EUC1P*C	MCB C - Curve 10kA 1 Pole *Available in 1, 2, 4, 6, 10, 16, 20, 25, 32, 40, 50, 63

Replace * with the required ampage

MCB's

- 230V AC Coil.
- EN 60898 & EN 61008.



Part No.	Description
EUC1-20-2P	2 N/O 20A
EUC1-20-2NC	2 N/C 20A
EUC1-25-2P	2 N/O 25A
EUC1-25-2NCP	2 N/C 25A
EUC1-20-NONCP	1 N/O + 1 N/C 20A

Circuit Protection



Surge Protection Devices Surge Trap Pluggable Type 1 & 2

- Combined type 1 & 2 devices suitable for TT, TN- S & TN-C-S.
- Din rail mountable, plug in format.
- Visual and remote end of life indicators.
- Reversible chassis to allow cable entry from above or below.
- Mechanically coded cartridges to avoid cartridge replacement errors.



Part No.	Description
Modular Type 1 & 2 for TT/TN	
83120115	SPD 2 Module Type 1/2 Single Phase TT/TN + Alarm Contact
83120139	SPD 4 Module Type 1/2 Single Phase TT/TN + Alarm Contact
83120002	Replacement Cartridge - L
83120005	Replacement Cartridge - N (TT) For 2 Pole Device
83120006	Replacement Cartridge - N (TT) For 4 Pole Device
Modular Type 1 & 2 for TN	
83120121	SPD 2 Module Type 1/2 Single Phase TN + Alarm Contact
83120145	SPD 4 Module Type 1/2 Three Phase TN + Alarm Contact
83120002	Replacement Cartridge - L & N

Surge Trap Pluggable Type 2

- Type 2 devices suitable for TT, TN- S & TN-C-S.
- Din rail mountable, plug in format.
- Visual and remote end of life indicators.
- Reversible chassis to allow cable entry from above or below.
- Mechanically coded cartridges to avoid cartridge replacement errors.



Part No.	Description
Modular Type 2 for TT/TN	
83020117	SPD 2 Module Type 2 Single Phase TT/TN + Alarm Contact
83020147	SPD 4 Module Type 2 Single Phase TT/TN + Alarm Contact
83020002	Replacement Cartridge - L
83020000	Replacement Cartridge - N (TT)
Modular Type 2 for TN	
83020123	SPD 2 Module Type 2 Single Phase TN + Alarm Contact
83020153	SPD 4 Module Type 2 Three Phase TN + Alarm Contact
83020002	Replacement Cartridge - L & N

Surge Trap Pluggable Type 2 & 3

- Combined type 2 & 3 devices suitable for TT, TN- S & TN-C-S.
- Din rail mountable, plug in format.
- Visual and remote end of life indicators.
- Reversible chassis to allow cable entry from above or below.
- Mechanically coded cartridges to avoid cartridge replacement errors.



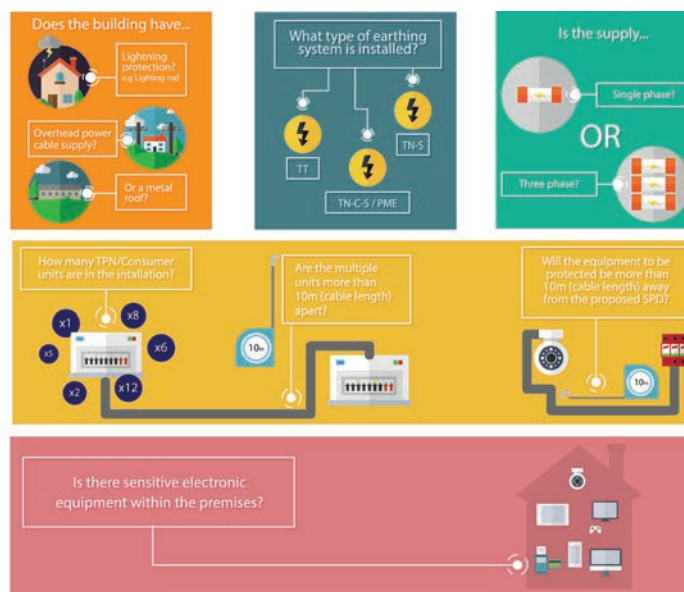
Part No.	Description
Modular Type 2 & 3 for TT/TN	
83230511	SPD 1 Module Type 2/3 Single Phase TT/TN + Alarm Contact
83230129	SPD 4 Module Type 2/3 Three Phase TT/TN + Alarm Contact
83230002	Replacement Cartridge - L
83230000	Replacement Cartridge - N

Compact Combined Type 1 & 2 for TT/TN Earthing Systems

- For lightning protection systems with lightning protection levels.
- 3 or 4 up to 12.5kA or for an overhead supply line.
- Protects against surges and from direct lightning strikes.
- For domestic, commercial & light industrial applications typically up to 125A.



Part No.	Description
941110	2 Module Type 1/2 Single Phase TT/TN
941310	4 Module Type 1/2 Three Phase TT/TN
Wider range available	



Join in the conversation and keep up to date with the latest developments at Europa Components.



Circuit Protection

Three Phase Switch Fuses



The Switch Fuse range from Hager complements both Panel Board and TP&N Distribution Board ranges. They provide both individual protection and also control of circuits.

The device is operated through a door mounted rotary handle which is interlocked mechanically to prevent access to live conductors when the switch is in the on position.

Part No.	Description
Fuse Combination Switches	
IU44-16D	4 Module Metal Unit 1 x 100A Isolator 1 x 63A Fuse, with Amendment 3 Door
IU44-18D	4 Module Metal Unit 1 x 100A Isolator 1 x 80A Fuse, with Amendment 3 Door
IU44-11D	4 Module Metal Unit 1 x 100A Isolator 1 x 100A Fuse, with Amendment 3 Door

TPN Part No.	TPSN Part No.	Rating
Switch Disconnectors		
JAC316	JAB402B	20A
JAE320	JAB403B	32A
JAE325	JAB406B	63A
JAG331	JAB410B	100A
JAG340	JAC412B	125A
JAH363		
JAH380		

RCBOs



Type B Part No.	Type C Part No.	Rating
ACB106	ACC106	6A 10KA 10mA
ACB116	ACC116	16A 10KA 10mA
ACB125	ACC125	25A 10KA 10mA
ACB132	ACC132	32A 10KA 10mA
ADB106	ADC106	6A 10KA 30mA
ADB110	ADC110	10A 10KA 30mA
ADB116	ADC116	16A 10KA 30mA
ADB120	ADC120	20A 10KA 30mA
ADB125	ADC125	25A 10KA 30mA
ADB132	ADC132	32A 10KA 30mA
ADB140	ADC140	40A 10KA 30mA
ADB145	ADC145	45A 10KA 30mA
ADB150	ADC150	50A 10KA 30mA
-	AEC116	16A 10KA 100mA
-	AEC132	32A 10KA 100mA

Miniature Circuit Breakers

SP Part No.	DP Part No.	TP Part No.	FP Part No.	Rating
Type B Miniature Circuit Breakers				
NBN106A	NBN206A	NBN306A	NBN406A	6A 10KA
NBN110A	NBN210A	NBN310A	NBN410A	10A 10KA
NBN116A	NBN216A	NBN316A	NBN416A	16A 10KA
NBN120A	NBN220A	NBN320A	NBN420A	20A 10KA
NBN125A	NBN225A	NBN325A	NBN425A	25A 10KA
NBN132A	NBN232A	NBN332A	NBN432A	32A 10KA
NBN140A	NBN240A	NBN340A	NBN440A	40A 10KA
NBN150A	NBN250A	NBN350A	NBN450A	50A 10KA
NBN163A	NBN263A	NBN363A	NBN463A	63A 10KA

Type C Miniature Circuit Breakers				
NCN106A	NCN206A	NCN306A	NCN406A	6A 10KA
NCN110A	NCN210A	NCN310A	NCN410A	10A 10KA
NCN116A	NCN216A	NCN316A	NCN416A	16A 10KA
NCN120A	NCN220A	NCN320A	NCN420A	20A 10KA
NCN125A	NCN225A	NCN325A	NCN425A	25A 10KA
NCN132A	NCN232A	NCN332A	NCN432A	32A 10KA
NCN140A	NCN240A	NCN340A	NCN440A	40A 10KA
NCN150A	NCN250A	NCN350A	NCN450A	50A 10KA
NCN163A	NCN263A	NCN363A	NCN463A	63A 10KA

Type D Miniature Circuit Breakers				
NDN106A	NDN206A	NDN306A	NDN406A	6A 10KA
NDN110A	NDN210A	NDN310A	NDN410A	10A 10KA
NDN116A	NDN216A	NDN316A	NDN416A	16A 10KA
NDN120A	NDN220A	NDN320A	NDN420A	20A 10KA
NDN125A	NDN225A	NDN325A	NDN425A	25A 10KA
NDN132A	NDN232A	NDN332A	NDN432A	32A 10KA
NDN140A	NDN240A	NDN340A	NDN440A	40A 10KA
NDN150A	NDN250A	NDN350A	NDN450A	50A 10KA
NDN163A	NDN263A	NDN363A	NDN463A	63A 10KA



Distribution Boards



Invicta 3 250A Incomer Kits

Incoming device supplied separately to Distribution Board.

Part No.	Description	Rating
JK22503M	TP MCCB Incomer Kit	250A
JK22504M	FP MCCB Incomer Kit	250A
JK22503S	TP Switch Disconnector Incomer Kit	250A
JK22504S	TP Switch Disconnector Incomer Kit	250A
JK22504D	FP Direct Connection Kit	250A
JK21604C	FP Contactor Incomer Kit c/w Switch Disconnector	160A
JK21253M	TP MCCB Incomer Kit	125A
JK21254M	FP MCCB Incomer Kit	125A



Invicta 3 Type B Distribution Boards 250A Incoming 63A Outgoing

Glazed Door Part No.	Plain Door Part No.	Modules
JK208BG	JK208B	8 Triple Pole Ways
JK212BG	JK212B	12 Triple Pole Ways
JK216BG	JK216B	16 Triple Pole Ways
JK218BG	JK218B	18 Triple Pole Ways
JK224BG	JK224B	24 Triple Pole Ways

Circuit Protection

Design 30



Enhanced to be aesthetically pleasing whilst including extra features to ease installation.

Part No.	Description
Switch Disconnect	
VM110	10 Way 100A Switch Disconnect Incomer
VM114	14 Way 100A Switch Disconnect Incomer
VM120	20 Way 100A Switch Disconnect Incomer
VM11010	10+10 Way 100A Switch Disconnect Incomer
VM11414	14+14 Way 100A Switch Disconnect Incomer

Design 50



A flush fitting, easy to install Amendment 3 compliant consumer unit.

Part No.	Description
Switch Disconnect	
VSR110	10 Way 100A Switch Disconnect Incomer
VSR114	14 Way 100A Switch Disconnect Incomer
VSR120	20 Way 100A Switch Disconnect Incomer

Design 10



Our entry level consumer unit, ideal for residential projects.

Part No.	Description
Switch Disconnect	
VML110	10 Way 100A Switch Disconnect Incomer
VML114	14 Way 100A Switch Disconnect Incomer
VML120	20 Way 100A Switch Disconnect Incomer

Split Load

Part No.	Description
VM755H	10 Way Split Load 5+5 100A Switch 2x63A 30mA RCCB
VM710C	10 Way Split Load Configurable 100A Switch 2x63A 30mA RCCB
VM716C	16 Way Split Load Configurable 100A Switch 2x63A 30mA RCCB
VM855H	10 Way Split Load 5+5 100A Switch 2x80A 30mA RCCB
VM810C	10 Way Split Load Configurable 100A Switch 2x80A 30mA RCCB
VM816C	16 Way Split Load Configurable 100A Switch 2x80A 30mA RCCB

High Integrity

Part No.	Description
VM710CU	10 Way High Integrity Split Load Configurable 100A Switch 2x63A 30mA RCCB
VM716CU	16 Way High Integrity Split Load Configurable 100A Switch 2x63A 30mA RCCB
VM810CU	10 Way High Integrity Split Load Configurable 100A Switch 2x80A 30mA RCCB
VM816CU	16 Way High Integrity Split Load Configurable 100A Switch 2x80A 30mA RCCB
VM71214CU	12+14 Way High Integrity Configurable 100A Switch 2x63A Dual Row

Garage Boards



Supplied with a full metal DIN rail, 63A or 100A switch disconnect incomer and full complement of earth and neutral terminals

Part No.	Description
Switch Disconnect	
VML24H	10 Way 100A Switch Disconnect Incomer

Protection Devices



A wide range of MCBs, Auxiliaries and accessories. RCCB add on blocks and Single Pole.

Part No.	Description
MTN106 - MTN163	6A - 63A 6kA 30mA Type B Miniature Circuit Breaker
ADN106 - ADN140	6A - 40A 6kA 30mA Type B Single Pole RCBO
ADA306G - ADA332G	6A - 32A 6kA 30mA Type B Single Pole Reduced Height RCBO

Circuit Protection

Metal Consumer Units



Populated RCBO

Part No.	MS Rating	Total Ways	Main Switch	RCBOs (B Type)
QFS-PR08	100A	8	1	2 x 6A, 1 x 16A, 3 x 32A
QFS-PR10	100A	10	1	3 x 6A, 1 x 16A, 3 x 32A, 1 x 40A
QFS-PR14	100A	14	1	4 x 6A, 1 x 16A, 4 x 32A, 1 x 40A

Populated MCB

Part No.	MS Rating	Total Ways	Main Switch	RCCBs (30mA)	MCBs (B Type)
QFS-PM06	100A	6	1	2 x 63A	2 x 6A, 1 x 16A, 1 x 32A
QFS-PM10	100A	10	1	2 x 63A	2 x 6A, 1 x 16A, 3 x 32A
QFS-PM14	100A	15	1	2 x 80A	3 x 6A, 1 x 16A, 3 x 32A, 1 x 40A



Main Switch

Part No.	MS Rating	Total Ways
QFS-MX04M	100A	2
QFS-MX08M	100A	6
QFS-MX10M	100A	8
QFS-MX12M	100A	10
QFS-MX16M	100A	14
QFS-MX20M	100A	19

100A DP Fused Switch

Part No.	Description	Dimensions (mm)
FS6380100	100A Fused Switch (Metal / AC21) inc. 63A, 80A & 100A Fuses (22x58 IEC 60269-2) gG	250 x 135 x 87

Garage Boards

Part No.	MS Rating	Total Ways	Main Switch	RCCBs (30mA)	MCBs (B Type)
QFS-MCGARAGE-63	-	2	-	1 x 63A	1 x 6A, 1 x 16A
QFS-MCGARAGE-MS	100A	2	1	-	1 x 6A, 1 x 16A



Switch Disconnectors Range

Part No.	Description
MSF	Main Switch Fused including 80A ME Type Fuse

TP&N Distribution Boards - Type B



Part No.	Description	Outgoing Ways
E-TPN04LW	4 Way, 125A, Type B, without Incomer	4 x TP / 12 x SP
E-TPN08LW	8 Way, 125A, Type B, without Incomer	8 x TP / 24 x SP
E-TPN12LW	12 Way, 125A, Type B, without Incomer	12 x TP / 36 x SP
E-TPN16LW	16 Way, 125A, Type B, without Incomer	16 x TP / 48 x SP

The board is supplied complete with mounting brackets to suit 100/125A main switch and 10kA circuit protection devices. For other devices, mounting accessory kits will be required.

Busbar Rating	Rated Operational Voltage Ue	IP Rating	Rated Conditional Short Circuit Current ICC:	Standards
200A	230V/400V 50Hz	IP2XC	16kA RMS (backed up by a 125A fuse)	BS EN 61439-3



Main Switch

Part No.	Pole	Rated Current
EMS-1003P	3	100A
EMS-1004P	4	100A
EMS-1253P	3	125A
EMS-1254P	4	125A

MCBs - 10kA

Current Rated	10kA - B Type			10kA - C Type			10kA - D Type		
	1 Pole	3 Pole		1 Pole	2 Pole	3 Pole	1 Pole	2 Pole	3 Pole
6A	E10-1B06	E10-3B06		E10-1C06	E10-2C06	E10-3C06	E10-1D06	E10-2D06	E10-3D06
10A	E10-1B10	E10-3B10		E10-1C10	E10-2C10	E10-3C10	E10-1D10	E10-2D10	E10-3D10
16A	E10-1B16	E10-3B16		E10-1C16	E10-2C16	E10-3C16	E10-1D16	E10-2D16	E10-3D16
20A	E10-1B20	E10-3B20		E10-1C20	E10-2C20	E10-3C20	E10-1D20	E10-2D20	E10-3D20
25A	E10-1B25	E10-3B25		E10-1C25	E10-2C25	E10-3C25	E10-1D25	E10-2D25	E10-3D25
32A	E10-1B32	E10-3B32		E10-1C32	E10-2C32	E10-3C32	E10-1D32	E10-2D32	E10-3D32
40A	E10-1B40	E10-3B40		E10-1C40	E10-2C40	E10-3C40	-	-	-
50A	E10-1B50	E10-3B50		E10-1C50	E10-2C50	E10-3C50	-	-	-
63A	E10-1B63	E10-3B63		E10-1C63	E10-2C63	E10-3C63	-	-	-

RCBOs - 1 Pole + Unswitched Neutral

Pole	10 kA - B Type 30mA	10 kA - C Type 30mA
6A	RCBO10-06/30/1M/B	RCBO10-06/30/1M/C
10A	RCBO10-10/30/1M/B	RCBO10-10/30/1M/C
13A	RCBO10-13/30/1M/B	RCBO10-13/30/1M/C
16A	RCBO10-16/30/1M/B	RCBO10-16/30/1M/C
20A	RCBO10-20/30/1M/B	RCBO10-20/30/1M/C
25A	RCBO10-25/30/1M/B	RCBO10-25/30/1M/C
32A	RCBO10-32/30/1M/B	RCBO10-32/30/1M/C
40A	RCBO10-40/30/1M/B	RCBO10-40/30/1M/C

Surge Protection - 1 Pole

Part No.	Description
SRG1VCU	1 Module, Type 2 for Consumer Unit Single Phase (TT/TN-S/TN-C)

Circuit Protection

Consumer Units

Twin RCD Split Load Consumer Units - Unpopulated

Part No.	Configuration	RCD Rating	Isolator Rating
K5666SMET	16 Module	2 x 63A 30mA	100A
K5688SMET	16 Module	2 x 80A 30mA	100A
K5686SMET	16 Module	1 x 63A 30mA + 1 x 80A 30mA	100A
K5683SMET	21 Module	2 x 63A 30mA	100A
K5687SMET	21 Module	2 x 80A 30mA	100A
K5681SMET	21 Module	1 x 63A 30mA + 1 x 80A 30mA	100A



Switch Isolator Consumer Units

Part No.	Configuration	Isolator Rating
K5704MET	4 Module	100A
K5708SMET	8 Module	100A
K5712SMET	12 Module	100A
K5716SMET	16 Module	100A
K5721SMET	21 Module	100A



Pre-Populated RCD Garage Consumer Unit

- Supplied with 1 x 6A, 1 x 16A MCBs.

Part No.	Configuration	Isolator Rating
K6550SMET	4 Module	63A 30mA

Fully Populated Arrangements

- Supplied with 10 x MCB'S (3 x 6A, 2 x 16A, 4 x 32A & 1 x 40A).

Part No.	Configuration	Isolator Rating
K7666sMET	16 Module	2x 63A 30mA



Pre-Populated RCD Shower Consumer Unit

- Supplied with 1 x 50A MCB.
- Accepts a further 1 one module product.

Part No.	Configuration	Isolator Rating
K6551SMET	4 Module	63A 30mA



MCBs

Type B Part No.	Type C Part No.	Rating
5903S	-	3A 6kA
5906S	8706S	6A 6kA
5910S	8710S	10A 6kA
5916S	8716S	16A 6kA
5920S	8720S	20A 6kA
5932S	8732S	32A 6kA
5940S	8740S	40A 6kA
5945S	-	45A 6kA
5950S	8750S	50A 6kA

RCBOs

- Type A/AC Single Pole RCBOs with Solid Neutral.

Part No.	Rating
7932s	6A 6kA 30mA
7933s	10A 6kA 30mA
7934s	16A 6kA 30mA
7935s	20A 6kA 30mA
7936s	32A 6kA 30mA
7937s	40A 6kA 30mA
7938s	45A 6kA 30mA

RCDs

- Double pole RCDs.

Part No.	Modules	Rating	Voltage
6016s	2	16A 10mA	110V
6416s	2	16A 30mA	110V
6032s	2	32A 30mA	110V
6080s	2	80A 30mA	110V
6316s	2	16A 10mA	230V
5716s	2	16A 30mA	230V
6730s	2	32A 30mA	230V
5740s	2	40A 30mA	230V
5760s	2	63A 30mA	230V
6160s	2	63A 100mA	230V
5860s	2	63A 300mA	230V
5780s	2	80A 30mA	230V
6180s	2	80A 100mA	230V
5880s	2	80A 300mA	230V
7700s	2	100A 30mA	230V
6600s	2	100A 100mA	230V
7800s	2	100A 300mA	230V

Time delayed & pulsating DC fault current sensitive versions available, please call for details.

Resi9+ Consumer Units

Metal Surface/Recessed Mounting Enclosures

- Multiple cable entry points.
- Rear knock out slots.
- Secure fixed plug on assembly.
- Fully encapsulated bus bar assembly.
- Earth terminal block and neutral blocks fitted as standard.
- Earthed cover.
- Enclosure colour: White RAL 9003.
- Reversible door.
- Removable pan assembly.
- Neutral bar shields.
- Lock accessory.
- Compatible with command and control products: allowing additional devices on a common platform.

Resi9+ Split RCD Consumer Units Incl. Incoming Devices



Part No.	Configuration	Useable Ways
R9HMSR6R6	Resi9+ 6+6 100A Sw 63A RCCBx2	12
R9HMS2R5R5	Resi9+ 2+5+5 100A Sw 63A RCCBx2	12
R9HMS2R5R5	Resi9+ 2+5+5 100A Sw 100A RCCBx2	12

Resi9+ Metal Consumer Units



Part No.	Configuration	Useable Ways
R9HM2	Resi9+ 2 Way CU	2
R9HM4	Resi9+ 4 Way CU	4
R9HM6	Resi9+ 6 Way CU	6
R9HM8	Resi9+ 8 Way CU	8
R9HM12	Resi9+ 12 Way CU	12
R9HM16	Resi9+ 16 Way CU	16


Time Delay Consumer Unit

Part No.	Configuration	Useable Ways
R9HMDR2R5R5S	Resi9+ 2+5+5 100A TD 100A RCCBx2	12

Flush Mount Fronts Compatible with Resi9+

Part No.	Configuration
EZ9EFLKIT12	Flush Mount for 12 Way Consumer Units
EZ9EFLKIT16	Flush Mount for 16 Way Consumer Units

Accessories



Part No.	Configuration
EZ9ELKBAR	R9+ Universal Locking Bar
EZ9LKCLIP	R9+ Door Lock Clip
EZ9ESP	EZ9+ Label Kit (Pack of 10)

Split Load Consumer Units



Part No.	Configuration	Useable Ways
R9HMS4R6	Resi9+ 4+6 Way Split Load	10
R9HMS5R5	Resi9+ 5+5 Way Split Load	10
R9HMS6R4	Resi9+ 6+4 Way Split Load	10
R9HMS7R7	Resi9+ 7+7 Way Split Load	14
R9HM12	Resi9+ 12 Way CU	12
R9HM16	Resi9+ 16 Way CU	16

Devices

Type B MCB's - 1 Pole 6000A



Part No.	Description
R9F87103	Resi9 type B MCB 3A
R9F87106	Resi9 type B MCB 6A
R9F87110	Resi9 type B MCB 10A
R9F87116	Resi9 type B MCB 16A
R9F87120	Resi9 type B MCB 20A
R9F87125	Resi9 type B MCB 25A
R9F87132	Resi9 type B MCB 32A
R9F87140	Resi9 type B MCB 40A
R9F87150	Resi9 type B MCB 50A
R9F87163	Resi9 type B MCB 63A

RCBO's - 1PPNs 30mA 6000A



Part No.	Description
R9D87806	Resi9 RCBO 6A
R9D87810	Resi9 RCBO 10A
R9D87816	Resi9 RCBO 16A
R9D87820	Resi9 RCBO 20A
R9D87832	Resi9 RCBO 32A
R9D87840	Resi9 RCBO 40A
R9D87850	Resi9 RCBO 50A

Incomers



Part No.	Description
R9S87291	Resi9 switch 2P 100A
R9R81263	Resi9 RCCB 2P 63A 30mA AC-type
R9R81291	Resi9 RCCB 2P 100A 30mA AC-type
R9D87850	Resi9 RCBO 50A

Easy9 Circuit Protection Provides Long-Lasting Protection

Easy9 brings the quality, peace of mind, and reliability of a high-end device at a mid-range price. Thanks to consistent design and high manufacturing standards, Easy9 is a durable range from the market leader - Schneider Electric.

Twin RCD Consumer Units

Twin RCD Split Load Consumer Units

Complete with Isolator Switch & RCDs fitted.

Part No.	No of Ways	RCD Rating	Isolator Rating
EZ9ER4R4MCU	4 + 4	2 x 63A 30mA	100A
EZ9ER6R6MCU	6 + 6	2 x 63A 30mA	100A
EZ9ER6R6DMCU	6 + 6	2 x 80A 30mA	100A
EZ9ER8R8DMCU	8 + 8	2 x 80A 30mA	100A

Insulated Twin RCD High Integrity Split Load Consumer Units

Complete with Isolator Switch & RCDs fitted.

Part No.	No of Ways	RCD Rating	Isolator Rating
EZ9ES2R5R5DMCU	2 + 5 + 5	2 x 80A 30mA	100A
EZ9ES2R7R7DMCU	2 + 7 + 7	2 x 80A 30mA	100A



Consumer Units



Populated Consumer Unit

- 100A Isolator Rating.

Part No.	No of Ways	MCB's	RCD Rating
EZ9ER4R4MRE	4 + 4	6	2 x 63A 30mA
EZ9ER6R6MRE	6 + 6	8	2 x 63A 30mA
EZ9ES2R5R5DMRE	2 + 5 + 5	8	2 x 80A 30mA

Metal Consumer Units

- Requires incomer.

Part No.	No of Ways (Useable Ways)
EZ9E2MCU	2 Modules
EZ9E4MCU	4 Modules
EZ9E6MCU	6 Modules
EZ9E8MCU	8 Modules
EZ9E12MCU	12 Modules
EZ9E16MCU	16 Modules

Metal Garage/Shower Consumer Units



- Pre-assembled ready to install consumer unit packages.

Part No.	Modules	MCB Rating	Isolator Rating
Shower Unit			
EZ9ESHOWER63	2	1 x 50A	63A 30mA
Garage Unit			
EZ9EGARAGE63	2	1 x 6A + 1 x 16A	63A 30mA

Incoming Devices



Part No.	Description	Rating
EZ9S16263	DP Switch Isolator	63A
EZ9S16291	DP Switch Isolator	100A
EZ9R33263	DP Type-AC RCD	63A 30mA
EZ9R33280	DP Type-AC RCD	80A 30mA

MCBs



Part No. Type B	Part No. Type C	Rating
EZ9F16103	-	3A 6kA
EZ9F16106	EZ9F66106	6A 6kA
EZ9F16110	EZ9F66110	10A 6kA
EZ9F16116	EZ9F66116	16A 6kA
EZ9F16120	EZ9F66120	20A 6kA
EZ9F16132	EZ9F66132	32A 6kA
EZ9F16140	EZ9F66140	40A 6kA
EZ9F16150	EZ9F66150	50A 6kA

RCBOs



Part No.	Rating
EZ9D16806	6A 6kA 30mA
EZ9D16810	10A 6kA 30mA
EZ9D16816	16A 6kA 30mA
EZ9D16820	20A 6kA 30mA
EZ9D16832	32A 6kA 30mA
EZ9D16840	40A 6kA 30mA
EZ9D16850	50A 6kA 30mA

Single Phase Distribution Boards

Acti 9 Isobar has a complete range of single phase distribution boards for commercial and industrial applications.

Features and Benefits

- Standard distribution boards up to 24 ways.
- Fully encapsulated busbar system.
- Standard, meter ready, split metered and multi service options.
- Full range of device accessories and auxiliaries.
- Range of incomers: switch disconnectors, residual current devices, terminal blocks.
- Split metering options.



Type A 125A Distribution Boards

Fully type tested conditional short circuit rating of 16kA to BS EN 61439-3

Technical Characteristics:	
Rating	Up to 125A
IP Rating	IP3X
Short Circuit Rating	16kA

Type A 125A Split Load Distribution Boards

Part No.	Unprotected Ways	RCCB Protected Ways
SEA9AN96SL	9	6
SEA9AN510SL	5	10
SEA9AN56SL	5	6

125A Incoming Devices

Incoming device supplied separately to distribution board.

Part No.	Description	Rating
SEA91252	DP Switch Disconnector	125A
SEA9R41263	DP RCD	63A 30mA
SEA9R12263	DP RCD	63A 100mA
SEA9R44263	DP RCD	63A 300mA
SEA9R11280	DP RCD	80A 30mA
SEA9R12280	DP RCD	80A 300mA
SEA9R14280	DP RCD	80A 100mA
SEA9R15280	DP Time Delayed RCD	80A 300mA
SEA9R11291	DP RCD	100A 30mA
SEA9R12291	DP RCD	100A 100mA
SEA9R14291	DP RCD	100A 300mA
SEA9R15291	DP Time Delayed RCD	100A 300mA
SEA9TB1252	DP Terminal Block	125A

Three Phase Distribution Boards

Acti 9 Isobar has a complete range of three phase distribution boards for commercial and industrial applications.

Features and Benefits

- Standard distribution boards up to 24 ways.
- Fully shrouded neutral bars.
- Fully shrouded connections when main switch is fitted.
- Conversion of any outgoing way into neutral.
- Non removable interlock to prevent operation unless an outgoing device is fitted.
- Full range of accessories and auxiliaries.
- Range of incomers: switch disconnectors, residual current devices, terminal blocks, mccb.
- Optional metering, dual supply, surge protection, and contactor on incoming.



Type B 125A Distribution Boards

Designed, manufactured & tested to BS EN61439-3. Voltage rating 400/415V AC. Distributed neutral allowing 2 or 4 pole switching at any outgoing way (using Part No. SEA9NKIT). Ingress protection IP31 to BS EN60529.

Part No.	Description	No of TP Ways
SEA9BN4	SPN Type B	4
SEA9BN6	SPN Type B	6
SEA9BN8	SPN Type B	8
SEA9BN12	SPN Type B	12
SEA9BN16	SPN Type B	16
SEA9BN18	SPN Type B	18
SEA9BN24	SPN Type B	24

Incomers not included. Distribution boards are suitable for flush mounting applications using the appropriate kit. Split type boards also available.

125A Incoming Devices

Incoming device supplied separately to distribution board.



Part No.	Description	Rating
SEA91253N	TPN Switch Disconnector	125A
SEA91254	FP Switch Disconnector	125A
SEA9NI1603	TP Switch Disconnector	160A
SEA9NI1604	FP Switch Disconnector	160A
SEA9NI2003	TP Switch Disconnector	200A
SEA9NI2004	FP Switch Disconnector	200A
SEA9NI2254	FP Switch Disconnector	225A
SEA9NI2503	TP Switch Disconnector	250A
SEA9NI2504	FP Switch Disconnector	250A
SEA9R41463	FP RCD	63A 30mA
SEA9R12463	FP RCD	63A 100mA
SEA9R44463	FP RCD	63A 399mA
SEA9R15463	FP Time Delayed RCD	63A 300mA
SEA9R11480	FP RCD	80A 30mA
SEA9R14491	FP RCD	100A 300mA
SEA9R15491	FP Time Delayed RCD	100A 300mA
SEA9TB1254	FP Terminal Block Without Ext. Box	125A
SEA9NTB2504	FP Terminal Block Without Ext. Box	250A
SEA9NCB1004	FP MCCB	100A 25kA
SEA9NCB1604	FP MCCB	160A 25kA
SEA9NCB2004	FP MCCB	200A 25kA
SEA9NCB2504	FP MCCB	250A 25kA

3 Phase Metering



Acti 9 Metering Extension Enclosure

Modular Metering extension enclosure suitable for top/bottom installation on Acti9 Type B distribution boards.

A complete ready to install metering kit supplied with CT's, MCB and IEM3255 multifunction energy meter.

Part No.	Description
SEA9BNKWH	Metering Extension Enclosure

Enclosures



A Series IP30 Enclosures

Steel enclosures with robust epoxy coating. Degree of protection: IP3X. Consisting of a din rail enclosure including knockouts in the top, bottom, sides and rear of enclosure.

Part No.	Modules	H x W x D mm
SEA9DE16	8 Modules	273 x 300 x 117
SEA9DE24	12 Modules	345 x 300 x 117
SEA9DE32	16 Modules	417 x 300 x 117
SEA9DE40	20 Modules	489 x 300 x 117
SEA9DE64	32 Modules (2 rows)	417 x 530 x 117

Full range of accessories also available.

B Series IP30 Enclosures

An IP30 range of enclosures are designed to accommodate DIN rail mounted products including control and metering devices.

They may be mounted individually or attached to the side of an MGB board of equivalent height using the side joining kit MGBNSJK. For mounting above and below a standard B board use ref MGBNTJKN.

Slotted Cover	Plain Cover	Modules (Rows)	H x W x D mm
SEA9BN45XS	SEA9BN45XP	34 (2)	484 x 470 x 140
SEA9BN85XS	SEA9BN85XP	34 (2)	538 x 470 x 140
SEA9BN125XS	SEA9BN125XP	51 (3)	700 x 470 x 140
SEA9BN165XS	SEA9BN165XP	68 (4)	862 x 470 x 140
SEA9BN245XS	SEA9BN245XP	85 (5)	1024 x 470 x 140

Full range of accessories also available.

MCBs



iC60H Type B Miniature Circuit Breakers

10Ka, 15000 Breaking Capacity

SP	DP	TP	Rating
A9F53101	A9F53201	A9F53301	1A 10kA
A9F53102	A9F53202	A9F53302	2A 10kA
A9F53104	A9F53204	A9F53304	4A 10kA
A9F53106	A9F53206	A9F53306	6A 10kA
A9F53110	A9F53210	A9F53310	10A 10kA
A9F53116	A9F53216	A9F53316	16A 10kA
A9F53120	A9F53220	A9F53320	20A 10kA
A9F53125	A9F53225	A9F53325	25A 10kA
A9F53132	A9F53232	A9F53332	32A 10kA
A9F53140	A9F53240	A9F53340	40A 10kA
A9F53150	A9F53250	A9F53350	50A 10kA
A9F53163	A9F53263	A9F53363	63A 10kA

Four Pole versions also available.

iC60H Type C Miniature Circuit Breakers

10Ka, 15000 Breaking Capacity

SP	DP	TP	Rating
A9F54101	A9F54201	A9F54301	1A 10kA
A9F54102	A9F54202	A9F54302	2A 10kA
A9F54104	A9F54204	A9F54304	4A 10kA
A9F54106	A9F54206	A9F54306	6A 10kA
A9F54110	A9F54210	A9F54310	10A 10kA
A9F54116	A9F54216	A9F54316	16A 10kA
A9F54120	A9F54220	A9F54320	20A 10kA
A9F54125	A9F54225	A9F54325	25A 10kA
A9F54132	A9F54232	A9F54332	32A 10kA
A9F54140	A9F54240	A9F54340	40A 10kA
A9F54150	A9F54250	A9F54350	50A 10kA
A9F54163	A9F54263	A9F54363	63A 10kA

Four Pole versions also available.

iC60H Type D Miniature Circuit Breakers

10Ka, 15000 Breaking Capacity

SP	DP	TP	Rating
A9F55101	A9F55201	A9F55301	1A 10kA
A9F55102	A9F55202	A9F55302	2A 10kA
A9F55104	A9F55204	A9F55304	4A 10kA
A9F55106	A9F55206	A9F55306	6A 10kA
A9F55110	A9F55210	A9F55310	10A 10kA
A9F55116	A9F55216	A9F55316	16A 10kA
A9F55120	A9F55220	A9F55320	20A 10kA
A9F55125	A9F55225	A9F55325	25A 10kA
A9F55132	A9F55232	A9F55332	32A 10kA
A9F55140	A9F55240	A9F55340	40A 10kA
A9F55150	A9F55250	A9F55350	50A 10kA
A9F55163	A9F55263	A9F55363	63A 10kA

RCDs



Acti 9 RCCB's (residual current circuit breakers) provide earth leakage protection from 30mA to 300mA sensitivity

Double Pole	Four Pole	Rating
A9R41225	A9R41425	25A 30mA
A9R41240	A9R41440	40A 30mA
A9R41263	A9R41463	63A 30mA
A9R41280		80A 30mA
-	A9R11491	100A 30mA
A9R12240	A9R12440	40A 100mA
A9R12263	A9R12463	63A 100mA
A9R12280	A9R12480	80A 100mA
A9R12291	A9R12491	100A 100mA
-	A9R44425	25A 300mA
A9R44240	A9R44440	40A 300mA
A9R44263	A9R44463	63A 300mA
A9R44280	A9R14480	80A 300mA
A9R44291	A9R14491	100A 300mA

iC60H C Curve RCBOs



Providing complete protection against overload, short circuit and leakage faults in Acti9 distribution systems.

Sensitivity 30mA	Sensitivity 100mA	Rating
A9D11806	A9D12806	6A 10kA
A9D11810	A9D12810	10A 10kA
A9D11816	A9D12816	16A 10kA
A9D11820	A9D12820	20A 10kA
A9D11825	A9D12825	25A 10kA
A9D11832	A9D12832	32A 10kA
A9D11840	A9D12840	25A 10kA
A9D11845	A9D12845	45A 10kA

Distribution Boards

Distribution Boards

- Manufactured and tested to BS EN 60439-3 Maximum busbar rating 125A.
- External IP3X protection to BS EN 60529.
- IP2XB finger safe with door and cover removed to BS EN 60529, provided by permanent, non removable, factory fitted barriers.
- Fully shielded neutral bars.
- Earth and Neutral bar capacity 25mm².
- All incoming connections are the same length i.e. 4 pole configuration.
- Range of integral incomers for all applications including lugs, switches and RCDs.

LoadCentre iKQ Single Phase Type A 125A Distribution Boards

Incomers not included.



Part No.	Modules	Dimensions H x W x D (mm)
SE125A6	6 Modules	270 x266 x 127
SE125A8	8 Modules	270 x321 x127
SE125A12	12 Modules	270 x376 x127
SE125A16	16 Modules	270 x456 x127
SE125A24	24 Modules	500 x376 x127

Loadcentre iKQ 125A Incoming Devices

Incoming device supplied separately to distribution board.

Part No.	Description	Rating
SE125L2	DP Terminal Block	125A
SE125SW2	DP Switch Disconnect	125A
SED63032	DP RCD	63A 30mA
SED63102	DP RCD	63A 30mA
SED63302	DP RCD	63A 30mA
SED100032	DP RCD	100A 30mA
SED100102	DP RCD	100A 30mA

LoadCentre iKQ Type B Metering Kit

Kit comprising of an extension box to be fitted to the LoadCentre KQ distribution board.

Kit supplied fully fitted and wired. Components included in the kit are A9MEM3255 Multi-function meter provides V.A, Power factor kW/h, kVA/h & three current transformers.

Part No.	Description
SE250MET	Multi-function Metering Kit

- Outgoing MCBs available up to 63A B, C or D curves 18mm wide RCBOs available, minimising use of outgoing ways.
- Plug-on outgoing for speed of installation and reliable connection.
- All B boards accept DIN control products (timers, contactors) in any unused outgoing way without adaptation Control wiring cable way integrated to moulding.



LoadCentre iKQ Three Phase Type B 250A Distribution Boards

Incomers not included.

Part No.	Modules	Dimensions H x W x D (mm)
SE12B250	4 Modules	754 x470 x139
SE18B250	6 Modules	754 x470 x139
SE24B250	8 Modules	808 x470 x139
SE36B250	12 Modules	970 x470 x139
SE48B250	16 Modules	1078 x470 x139
SE54B250	18 Modules	1078 x470 x139
SE72B250	24 Modules	1240 x470 x139

Loadcentre iKQ 250A Incoming Devices

Incoming device supplied separately to distribution board.

Part No.	Description	Rating
SE250L4P	FP Terminal Block	250A
SE160SW3L	TPN Switch Disconnect	160A
SE200SW3L	TPN Switch Disconnect	200A
SE250SW3L	TPN Switch Disconnect	250A
SE160SW4	FP Switch Disconnect	160A
SE200SW4	FP Switch Disconnect	200A
SE250SW4	FP Switch Disconnect	250A
SE100MCCB3L	TPN MCCB	100A
SE160MCCB3L	TPN MCCB	160A
SE200MCCB3L	TPN MCCB	200A
SE250MCCB3L	TPN MCCB	250A
SE160RCD	FP RCD	160A 30mA

Miniature Circuit Breakers



- Manufactured and tested to BS EN 60898.
- 10kA breaking capacity.
- Let through energy classification of 3 (lowest let through energy giving best cable protection classification).
- Positive contact indication (guaranteed on/off indication).
- Trip free mechanism operates even when the toggle is locked on.
- Lockable in the ON or OFF position.
- Speed of connection of Plug-On devices - guaranteed connection Plug-On devices.
- For use in LoadCentre KQ A and B boards.

Loadcentre iKQ Type B Miniature Circuit Breakers

Part No.	Rating
SE10B103	3A 10kA
SE10B106	6A 10kA
SE10B110	10A 10kA
SE10B116	16A 10kA
SE10B120	20A 10kA
SE10B125	25A 10kA
SE10B132	32A 10kA
SE10B140	40A 10kA
SE10B150	50A 10kA
SE10B163	63A 10kA

Loadcentre iKQ Type C Miniature Circuit Breakers

Part No. SP	Part No. DP	Part No. TP	Rating
SE10C106	SE10C206	SE10C306	6A 10kA
SE10C110	SE10C210	SE10C310	10A 10kA
SE10C116	SE10C216	SE10C316	16A 10kA
SE10C120	SE10C220	SE10C320	20A 10kA
SE10C125	SE10C225	SE10C325	25A 10kA
SE10C132	SE10C232	SE10C332	32A 10kA
SE10C140	SE10C240	SE10C340	40A 10kA
SE10C150	SE10C250	SE10C350	50A 10kA
SE10C163	SE10C263	SE10C363	63A 10kA

Loadcentre iKQ Type D Miniature Circuit Breakers

Part No. SP	Part No. DP	Part No. TP	Rating
SE10D106	SE10D206	SE10D306	6A 10kA
SE10D110	SE10D210	SE10D310	10A 10kA
SE10D116	SE10D216	SE10D316	16A 10kA
SE10D120	SE10D220	SE10D320	20A 10kA
SE10D125	SE10D225	SE10D325	25A 10kA
SE10D132	SE10D232	SE10D332	32A 10kA
SE10D140	SE10D240	SE10D340	40A 10kA
SE10D150	SE10D250	SE10D350	50A 10kA
SE10D163	SE10D263	SE10D363	63A 10kA

Distribution Boards

Switch Fuses

Heavy duty fuse products for use in commercial and industrial environments, providing isolation and traditional fuse protection for electrical loads.

Twinbreak

Heavy duty fuse products for use in commercial and industrial environments, providing isolation and traditional fuse protection for electrical loads.



- Rated for 240/415V 50/60Hz.
- Ratings 20A, 32A, 63A, 100A, SP&SwN, TP&N.
- Utilisation category AC20A, AC21A, AC22A, AC23B at rated current.
- Degree of protection IP41.
- Handle position provides positive contact indication.
- Door handle prevents door being opened when switch is ON or padlocked.
- Handle padlockable in ON and OFF positions.
- Fuse links supplied as standard.

Twinbreak Switch Disconnectors

Part No. SPSN	Part No. TPN	Rating
SD202SW	SD203SW	20A
SD322SW	SD323SW	32A
SD632SW	SD633SW	63A
SD1002SW	SD1003SW	100A
	SD1253SW	125A
	SD1603SW	160A

Twinbreak Switch Fuses

Part No. SPSN	Part No. TPN	Rating
SD202SFK	SD203SFK	20A
SD322SFK	SD323SFK	32A
SD632SFK	SD633SFK	63A
SD1002SFK	SD1003SFK	100A

Quadbreak

Heavy duty fuse products for use in commercial and industrial environments, providing isolation and traditional fuse protection for electrical loads.



- Rated for 240/415V 50/60Hz.
- Ratings 100A, 160A, 200A, 250A, 315A, 400A, 500A, 630A TP&N.
- Utilisation category AC20A, AC21A, AC22A, AC23B at rated current, AC23A for ratings up to 160A.
- Handle position provides positive contact indication.
- Door handle prevents door being opened when switch is ON or padlocked.
- Handle padlockable in ON and OFF positions.
- Device may be fed to either top or bottom terminals.
- Fuse links or copper links supplied as standard.

Quadbreak Switch Disconnectors

Code SPSN	Code TPN	Recommended Cable Entry Box	Rating
SQB0632L	SQB0633L	SQBX100	63A
SQB1002L	SQB1003L	SQBX100	100A
SQB1602L	SQB1603L	SQBX160	160A
SQB2502L	SQB2503L	SQBX250	250A
	SQB4003L	SQBX500	400A
	SQB5003L	SQBX500	500A
	SQB6303L	SQBX630	630A
	SQB8003L	SQBX630	800A

Quadbreak Switch Fuses

Code SPSN	Code TPN	Recommended Cable Entry Box	Rating
SQB0632K	SQB0633K	SQBX100	63A
SQB1002K	SQB1003K	SQBX100	100A
SQB1602K	SQB1603K	SQBX160	160A
SQB2002K	SQB2003K	SQBX250	200A
SQB2502K	SQB2503K	SQBX250	250A
	SQB3153K	SQBX500	315A
	SQB4003K	SQBX500	400A
	SQB5003K	SQBX500	500A
	SQB6303K	SQBX630	630A

iKQ RCBO's

- Manufactured and tested to BS EN 61009 10kA breaking capacity.
- Let through energy classification of 3 (lowest let through energy best cable protection classification).
- Positive contact indication. (guaranteed on/off indication)
- Trip free MCB mechanism.
- Automatic trip on loss of neutral.
- Automatic protection against reverse polarity Type C tripping characteristics (5In to 10In) 6 - 45A; 10, 30 & 100mA sensitivities.
- AC class sensitivity.
- For use in LoadCentre A and B boards.
- One single pole way occupied in a distribution board Cable capacity 16mm².
- Speed of connection of plug on devices.
- Assured system integrity, no other devices fit KQ boards.



Code Sensivity 10mA	Code Sensivity 30mA	Code Sensivity 100mA	Rating
SEE106C01	SEE106C03	SEE106C10	6A 10kA
SEE110C01	SEE110C03	SEE110C10	10A 10kA
SEE116C01	SEE116C03	SEE116C10	16A 10kA
SEE120C01	SEE120C03	SEE120C10	20A 10kA
SEE125C01	SEE125C03	SEE125C10	25A 10kA
SEE132C01	SEE132C03	SEE132C10	32A 10kA
SEE140C01	SEE140C03	SEE140C10	40A 10kA
SEE145C01	SEE145C03	SEE145C10	45A 10kA

iKQ Residual Current Devices (RCDs)

All residual current circuit breakers are suitable for use as main incomers in LoadCentre KQ distribution boards.



- Comply with BS EN 61008. Specification for residual current operated circuit breakers.
- Rated voltage 240/415V AC 50/60 Hz.
- Test button enables RCCB to be tested periodically.
- 30mA device suitable for use as additional protection on final sub circuits. e.g. equipment outside equipotential zone or items requiring 2/4 pole protection. i.e. switched neutral applications.

Part No. DP	Part No. FP	Rating
SED25032	SED25034	25A 30mA
	SED25104	25A 100mA
SED25302	SED25304	25A 300mA
SED40032	SED40034	40A 30mA
SED40102	SED40104	40A 100mA
SED40302	SED40304	40A 300mA
SED63032	SED63034	63A 30mA
SED63102	SED63104	63A 100mA
SED63302	SED63304	63A 300mA
SED80032	SED80034	80A 30mA
SED100032		100A 30mA
SED1001102		100A 100mA
	SED100304S	100A 300mA TD

Panel Boards

Panel Boards

Powerpack 4 Panel Boards

The range of wall and floor mounted Powerpack 4 panelboards is designed, manufactured and tested to BS EN 61439-1. The structures are rigid sheet steel finished in a cream colour epoxy powder (RAL 9001).

All the boards contain a unique connection system which ensures that all busbar/breaker connections are tightened to the correct torque. The system comprises a tightening bolt head which shears off when the correct torque is reached. Facilities are provided to enable the breaker to be repositioned at a later time if so required.

The breaker range comprises single pole, single pole with switched neutral, double pole, triple pole and three pole with switched neutral and four pole. Incoming device ratings up to 1600A and outgoing ratings up to 630A.

The extremely flexible board design allows 1, 2, 3 and 4 pole breakers to be positioned in any order on the busbar stack thus allowing maximum use of the available space and also allowing breakers feeding associated loads to be positioned together.

Technical Characteristics	
Ratings	Up to 1600A
IP Rating	IP3X
Short Circuit Rating	50kA

Powerpack 4 Panel Boards



Wall mounted Powerpack 4 panel boards are ideally suited to installations where space is restricted or where only a small number of outgoing circuits are required.

The main incomer is side mounted at the bottom right and will accommodate up to 13TP outgoing ways.

Part No.	SP Outgoing Ways	TP Outgoing Ways
MG2C5	15	5
MG2C5	21	7
MG2C5	27	9
MG2C5	39	13

Incoming Devices up to 250A



Part No.	Description	Rating
MGP2503X	3P MCCB	250A 36kA
MGP2504X	4P MCCB	250A 36kA
MGP2503NAX	3P Switch Disconnecter	250A
MGP2504NAX	4P Switch Disconnecter	250A

Powerpack 4 400A/630A Panel Boards



Wall mounted Panel Boards with top or bottom entry for greater flexibility. Lockable steel doors are supplied as standard.

Part No.	SP Outgoing Ways	TP Outgoing Ways
MG6C6	18	6
MG6C12	36	12
MG6C18	54	18

Powerpack 4 400A/630A Incoming Devices

(Supplied separately to panelboard)



Part No.	Description	Rating
Bottom Entry		
MGP4003X	3P MCCB	400 50kA
MGP4004X	4P MCCB	400 50kA
MGP4003NAX	3P Switch Disconnecter	400A
MGP4004NAX	4P Switch Disconnecter	400A
MGP6303X	3P MCCB	630A 50kA
MGP6304X	4P MCCB	630A 50kA
MGP6303NAX	3P Switch Disconnecter	630A
MGP6304NAX	4P Switch Disconnecter	630A
Top Entry		
MGP2503T	3P MCCB	250A 36kA
MGP2504T	4P MCCB	250A 36kA
MGP2503NAT	3P Switch Disconnecter	250A
MGP2504NAT	4P Switch Disconnecter	250A
MGP4003T	3P MCCB	400 50kA
MGP4004T	4P MCCB	400 50kA
MGP4003NAT	3P Switch Disconnecter	400A
MGP4004NAT	4P Switch Disconnecter	400A
MGP6303T	3P MCCB	630A 50kA
MGP6304T	4P MCCB	630A 50kA
MGP6303NAT	3P Switch Disconnecter	630A
MGP6304NAT	4P Switch Disconnecter	630A

For cables greater than 240mm the use of a top/bottom extension box is recommended



Powerpack 4 Top/Bottom Extensions

Top/bottom extension enclosures suitable for 250A, 400/630A and 800A Powerpack 4 panel boards providing extra space for cabling or metering.

Part No.	Description
MG6CEX	Top/Bottom Extension Enclosure
MG6CEXM	Top/Bottom Meter Ready Enclosure

Powerpack 4 SMART Panel Boards



Wall mounted panel boards based on the 400/630A offer but include a dedicated area for our Enerlin'X products to fit giving you a Smart and Connected panel board.

Part No.	Description
MG6CEX	Top/Bottom Extension Enclosure
MG6CEXM	Top/Bottom Meter Ready Enclosure

Powerpack 4 MCCB Outgoing Devices



SP	DP	3P	4P	Rating
MGP0161¹	MGP0162	MGP0163X	MGP0164X	16A 25kA
MGP0251¹	MGP0252	MGP0253X	MGP0254X	25A 25kA
MGP0301¹	MGP0302²	MGP0303X	MGP0304X	32A 25kA
MGP0401¹	MGP0402²	MGP0403X	MGP0404X	40A 25kA
MGP0631¹	MGP0632²	MGP0633X	MGP0634X	63A 25kA
MGP0801¹	MGP0802²	MGP0803X	MGP0804X	80A 25kA
MGP1001¹	MGP1002²	MGP1003X	MGP1004X	100A 25kA
MGP1251¹	MGP1252²	MGP1253X	MGP1254X	125A 36kA
MGP1601¹	MGP1602²	MGP1603X	MGP1604X	160A 36kA
		MGP2003X	MGP2004X	200A 36kA
		MGP2503X	MGP2504X	250A 36kA
		MGP4003X	MGP4004X	400A 45kA
		MGP6303X	MGP6304X	630A 45kA

¹ Add suffix L1, L2, L3 when selecting single pole MCCBs.

² Add suffix L1N, L2N, L3N, L12, L23, L31 when ordering double pole MCCBs.

Full Range of accessories also available.

Frame Only MCCBs*

Frame Only	Part No. 3P	Part No. 4P	Rating
PP4 100A	MGP1003XFO	MGP1004XFO	50kA
PP4 160A	MGP1603XFO	MGP1604XFO	50kA
PP4 250A	MGP2503XFO	MGP2504XFO	50kA
PP4 400A	MGP4003XFO	MGP4004XFO	50kA
PP4 630A	MGP6303XFO	MGP6304XFO	50kA

* Trip units to be ordered separately.

Circuit Protection

Twin RCD Consumer Units

Twin RCD Flexible Split Load Consumer Units

Part No. - Metal	Configuration	RCD Ratings	Isolator Rating
NMISS10SLM	10 Ways	2 x 80A 30mA	100A
NMISS15SLM	15 Ways	2 x 80A 30mA	100A

Twin RCD Flexible High Integrity Split Load Consumer Units

Part No. - Metal	Configuration	RCD Ratings	Isolator Rating
NMRS10SSLMHI	3 x 2 to 5 Ways	2 x 80A 30mA	100A
NMRS15SSLMHI	3 x 2 to 9 Ways	2 x 80A 30mA	100A

Twin RCD Split Load Consumer Units

Part No. - Metal	Configuration	RCD Ratings	Isolator Rating
NMISS5506L	5 + 5 Ways	2 x 80A 30mA	100A
NMISS8706L	8 + 7 Ways	2 x 80A 30mA	100A

Twin RCD High Integrity Split Load Consumer Units

Part No. - Metal	Configuration	RCD Ratings	Isolator Rating
NMRS76206L	7 + 6 + 2 Ways	2 x 80A 30mA	100A
NMRS66306L	6 + 6 + 3 Ways	2 x 80A 30mA	100A
NMRS46506L	4 + 6 + 5 Ways	2 x 80A 30mA	100A
NMRS55506L	5 + 5 + 5 Ways	2 x 80A 30mA	100A
NMRS45606L	4 + 5 + 6 Ways	2 x 80A 30mA	100A



Single Pole MCBs

Part No. Type B	Part No. Type C	Rating
	NHXLCO3	3A 6kA
NHXLBO6	NHXLCO6	6A 6kA
NHXLBO10	NHXLCO10	10A 6kA
NHXLBO16	NHXLCO16	16A 6kA
NHXLBO20	NHXLCO20	20A 6kA
NHXLBO25	NHXLCO25	25A 6kA
NHXLBO32	NHXLCO32	32A 6kA
NHXLBO40	NHXLCO40	40A 6kA
NHXLBO50	NHXLCO50	50A 6kA



NM Range Switch Isolator Consumer Units



Part No. Metal	Modules	Isolator Rating
NM206/40	2 Ways	40A
NM206/63	2 Ways	63A
NM506L	5 Ways	100A
NM806L	8 Ways	100A
NM1106L	11 Ways	100A
NM1406L	14 Ways	100A
NM1906L	19 Ways	100A

NH IP55 Insulated Consumer Units



Part No.	Modules	Incoming Rating
NH204IP	2 Ways	63A
NH404IP	4 Ways	63A
NHRS204IP	2 Ways	63A 30mA
NHRS404IP	4 Ways	63A 30mA

Miniature RCBOs Sw N

Part No. Type B	Part No. Type C	Rating
1 Module Wide		
NHXS1B06	NHXS1C06	6A 6kA 30mA
NHXS1B10	NHXS1C10	10A 6kA 30mA
NHXS1B16	NHXS1C16	16A 6kA 30mA
NHXS1B20	NHXS1C20	20A 6kA 30mA
NHXS1B25	-	25A 6kA 30mA
NHXS1B32	NHXS1C32	32A 6kA 30mA
NHXS1B40	NHXS1C40	40A 6kA 30mA
2 Module Wide		
WRCBL45B2	WRCBL45C2	45A 6kA 30mA
WRCBL50B2	WRCBL50C2	50A 6kA 30mA



NM Range Flexible Split Load Consumer Units



Part No. Metal	Modules	RCD Rating	Isolator Rating
NMRS6SLM	7 Ways	63A 30mA	100A
NMRS9SLM	10 Ways	63A 30mA	100A
NMRS12SLM	10 Ways	63A 30mA	100A
NMRS17SLM	10 Ways	63A 30mA	100A

NM Range Garage Consumer Units



Part No. Metal	Modules	MCB Rating	Isolator Rating
NMRS206/40GWU	2	1 x 16A, 1 x 6A	40A 30mA
NMRS206/63GWU	2	1 x 16A, 1 x 6A	63A 30mA

Miniature AFDD/RCBOs

Part No. Type B	Part No. Type C	Rating
NHXSBO6AFD	NHXSOC6AFD	6A 6kA 30mA
NHXSBO10AFD	NHXSOC10AFD	10A 6kA 30mA
NHXSBO16AFD	NHXSOC16AFD	16A 6kA 30mA
NHXSBO20AFD	NHXSOC20AFD	20A 6kA 30mA
NHXSBO25AFD	-	25A 6kA 30mA
NHXSBO32AFD	NHXSOC32AFD	32A 6kA 30mA
NHXSBO40AFD	NHXSOC40AFD	40A 6kA 30mA



Distribution

Lifeline Type AC RCDs



Part No. DP	Part No. FP	Rating
WRS32/2	WRS32/4	32A 30mA
WRS40/2	WRS40/4	40A 30mA
WRM40/2	WRM40/4	40A 100mA
WRS63/2	WRS63/4	63A 30mA
WRM63/2	WRM63/4	63A 100mA
WRL63/2	WRL63/4	63A 300mA
WRSB0/2	-	80A 30mA
WRMB0/2	-	80A 100mA
WRS100/2	WRS100/4	100A 30mA
WRM100/2	WRM100/4	100A 100mA
WRL100/2	WRL100/4	100A 300mA

RCBOs - Single Module



Part No. Type B	Part No. Type C	Rating
PSBS6-B/1	PSBS6/1	6A 10kA 30mA
PSBS10-B/1	PSBS10/1	10A 10kA 30mA
PSBS16-B/1	PSBS16/1	16A 10kA 30mA
PSBS20-B/1	PSBS20/1	20A 10kA 30mA
PSBS32-B/1	PSBS32/1	32A 10kA 30mA
PSBS40-B/1	PSBS40/1	40A 10kA 30mA
PSBS50-B/1	PSBS50/1	50A 10kA 30mA

Miniature Circuit Breakers



Type B MCBs

Part No. SP	Part No. TP	Rating
PSB06-B	PSB306-B	6A 10kA
PSB10-B	PSB310-B	10A 10kA
PSB16-B	PSB316-B	16A 10kA
PSB20-B	PSB320-B	20A 10kA
PSB25-B	PSB325-B	25A 10kA
PSB32-B	PSB332-B	32A 10kA
PSB40-B	PSB340-B	40A 10kA
PSB50-B	PSB350-B	50A 10kA
PSB63-B	PSB363-B	63A 10kA

Standard Range

Switch Fuse



Metal Part No.	Insulated Part No.	Rating
DSF60M	DSF60	60A
DSF80M	DSF80	80A
DSF100M	DSF100	100A

Plug-In MCB Assemblies



Part No.	Description	Rating
B6	White	6A
B10	Grey	10A
B16	Blue	16A
B20	Yellow	20A
B32	Red	32A
B40	Orange	40A

Complete with Contact Shield.

Switch Disconnectors

A range of isolators designed for applications where local isolation is required.



Part No.	Description
921E	TPN Switch Disconnector Surface Mounting in Metal Enclosure 415V, 50Hz AC

Type C MCBs

Part No. SP	Part No. TP	Rating
PSB06-C	PSB306-C	6A 10kA
PSB10-C	PSB310-C	10A 10kA
PSB16-C	PSB316-C	16A 10kA
PSB20-C	PSB320-C	20A 10kA
PSB25-C	PSB325-C	25A 10kA
PSB32-C	PSB332-C	32A 10kA
PSB40-C	PSB340-C	40A 10kA
PSB50-C	PSB350-C	50A 10kA
PSB63-C	PSB363-C	63A 10kA

Type D MCBs

Part No. SP	Part No. TP	Rating
PSB06-D	PSB306-D	6A 10kA
PSB10-D	PSB310-D	10A 10kA
PSB16-D	PSB316-D	16A 10kA
PSB20-D	PSB320-D	20A 10kA
PSB25-D	PSB325-D	25A 10kA
PSB32-D	PSB332-D	32A 10kA
PSB40-D	PSB340-D	40A 10kA
PSB50-D	PSB350-D	50A 10kA
PSB63-D	PSB363-D	63A 10kA

Distribution Boards



NH Series Three Phase Type B Boards

Suitable for use with switch disconnector, RCD or direct connection incomer arrangement.

Part No. 125 Amp	Part No. 250 Amp	Modules
NHTN4MR	NHTN2540	4 Ways
NHTN6MR	NHTN2560	6 Ways
NHTN8MR	NHTN2580	8 Ways
NHTN12MR	NHTN25120	12 Ways
NHTN16MR	NHTN25160	16 Ways
NHTN20MR	NHTN25200	20 Ways
NHTN24MR	NHTN25240	24 Ways

*Incomer to be ordered separately.

Integral Meter Kits

Include Meter, CTs, Fuses & Wiring Loom.

Part No.	Description
For 125A Distribution Boards	
NHCM125INMP	125A Standard Integral Meter Kit*
NHMD125INMP	125A MID Integral Meter Kit*
For 250A Distribution Boards	
NHCM250INMP	250A Standard Integral Meter Kit
NHMD250INMP	250A MID Integral Meter Kit

* Use in conjunction with TP incoming options only.

NH Series Three Phase Type B Incoming Devices

Part No.	Rating	Description
WS603	63A	TP Switch Disconnector
WS103	100A	TP Switch Disconnector
WS123	125A	TP Switch Disconnector
WS604	63A	FP Switch Disconnector
WS104	100A	FP Switch Disconnector
WS124	125A	FP Switch Disconnector
WS3P125	125A	TP Switch Disconnector
WS4P125	125A	FP Switch Disconnector
WRS63/4	63A 30mA	FP RCD
WRS100/4	100A 30mA	FP RCD
WRM63/4	63A 100mA	FP RCD
WRM100/4	100A 100mA	FP RCD
WRL63/4	63A 100mA	FP RCD
WRL100/4	100A 300mA	FP RCD
WRMT100/4	100A 100mA	FP Time Delay RCD
NH4PINKIT	125A	FP Incomer Connection Kit
NH200TPSW	200A	TP Switch Disconnector
NH250TPSW	250A	TP Switch Disconnector
NHTPDC	125A	Direct Connection
NH250DC	200A	Direct Connection
NHSPAK	125A	Single Phase Adaptor Kit

Circuit Breakers

High Quality, High Reliability Miniature Circuit Breakers

IMOs modular low-voltage MCBs are manufactured in accordance with IEC 60898-1 and IEC 60947-2 and offer comprehensive protection and isolation for your applications. The IMO MCB range is available as part of our Value Added Assembly Service. Contact IMO for more information.

4.5kA MCB C Curve



Part No.	Description
B4C1N02A	4.5kA MCB, 1 Pole + N, 2 Amp
B4C1N04A	4.5kA MCB, 1 Pole + N, 4 Amp
B4C1N06A	4.5kA MCB, 1 Pole + N, 6 Amp
B4C1N10A	4.5kA MCB, 1 Pole + N, 10 Amp
B4C1N16A	4.5kA MCB, 1 Pole + N, 16 Amp
B4C1N20A	4.5kA MCB, 1 Pole + N, 20 Amp
B4C1N25A	4.5kA MCB, 1 Pole + N, 25 Amp
B4C1N32A	4.5kA MCB, 1 Pole + N, 32 Amp

10kA MCB C Curve



Part No.	Description
B10C1001A*	10kA MCB, 1 Pole, 1 Amp
B10C1002A	10kA MCB, 1 Pole, 2 Amp
B10C1004A	10kA MCB, 1 Pole, 4 Amp
B10C1006A	10kA MCB, 1 Pole, 6 Amp
B10C1010A	10kA MCB, 1 Pole, 10 Amp
B10C1016A	10kA MCB, 1 Pole, 16 Amp
B10C1020A	10kA MCB, 1 Pole, 20 Amp
B10C1025A	10kA MCB, 1 Pole, 25 Amp
B10C1032A	10kA MCB, 1 Pole, 32 Amp
B10C1040A	10kA MCB, 1 Pole, 40 Amp
B10C1050A	10kA MCB, 1 Pole, 50 Amp
B10C1063A	10kA MCB, 1 Pole, 63 Amp

NOTE: 10kA C Curve MCBs are also available in 2 and 3 Pole variations. To order either 2 or 3 Pole MCBs change the part number to **B10C20...** or **B10C30...** accordingly.

* **B10C1001A** is not available in 2 or 3 Pole

10kA RCCB AC 30mA



Part No.	Description
B10R4025-30	10kA RCCB 3 Pole + N, 25 Amp
B10R4032-30	10kA RCCB 3 Pole + N, 32 Amp
B10R4040-30	10kA RCCB 3 Pole + N, 40 Amp
B10R4063-30	10kA RCCB 3 Pole + N, 63 Amp

NOTE: 10kA RCCBs are also available in 1 Pole + Neutral variation. To order change the part number to **B10R40...** or **B10R20...** accordingly.

All IMO RCCBs are manufactured in accordance with IEC 61008-1.

6kA MCB B Curve



Part No.	Description
BR6B1001A	6kA MCB, 1 Pole, 1 Amp
BR6B1002A	6kA MCB, 1 Pole, 2 Amp
BR6B1004A	6kA MCB, 1 Pole, 4 Amp
BR6B1006A	6kA MCB, 1 Pole, 6 Amp
BR6B1010A	6kA MCB, 1 Pole, 10 Amp
BR6B1016A	6kA MCB, 1 Pole, 16 Amp
BR6B1020A	6kA MCB, 1 Pole, 20 Amp
BR6B1025A	6kA MCB, 1 Pole, 25 Amp
BR6B1032A	6kA MCB, 1 Pole, 32 Amp
BR6B1040A	6kA MCB, 1 Pole, 40 Amp
BR6B1050A	6kA MCB, 1 Pole, 50 Amp
BR6B1063A	6kA MCB, 1 Pole, 63 Amp

10kA 3P+N MCB C Curve



Part No.	Description
B10C3N10A-L	10kA MCB 3 Pole + N, 10 Amp
B10C3N16A-L	10kA MCB 3 Pole + N, 16 Amp
B10C3N20A-L	10kA MCB 3 Pole + N, 20 Amp
B10C3N25A-L	10kA MCB 3 Pole + N, 25 Amp
B10C3N32A-L	10kA MCB 3 Pole + N, 32 Amp
B10C3N40A-L	10kA MCB 3 Pole + N, 40 Amp

6kA RCBO AC 30mA B Curve



Part No.	Description
B6BR1N06-30	6kA RCBO 1 Pole + N, 6 Amp
B6BR1N10-30	6kA RCBO 1 Pole + N 10 Amp
B6BR1N16-30	6kA RCBO 1 Pole + N 16 Amp
B6BR1N20-30	6kA RCBO 1 Pole + N 20 Amp
B6BR1N25-30	6kA RCBO 1 Pole + N 25 Amp
B6BR1N32-30	6kA RCBO 1 Pole + N 32 Amp
B6BR1N40-30	6kA RCBO 1 Pole + N 40 Amp

NOTE: 6kA RCBOs are also available in C or D Curve variations. To order change the part number to **B6CR1N...** or **B6DR1N...** accordingly.

All IMO RCBOs are manufactured in accordance with IEC 61009.

100/300/500mA residual current available upon request, type A or AC.

6kA MCB C Curve



Part No.	Description
BR6C1001A	6kA MCB, 1 Pole, 1 Amp
BR6C1002A	6kA MCB, 1 Pole, 2 Amp
BR6C1004A	6kA MCB, 1 Pole, 4 Amp
BR6C1006A	6kA MCB, 1 Pole, 6 Amp
BR6C1010A	6kA MCB, 1 Pole, 10 Amp
BR6C1016A	6kA MCB, 1 Pole, 16 Amp
BR6C1020A	6kA MCB, 1 Pole, 20 Amp
BR6C1025A	6kA MCB, 1 Pole, 25 Amp
BR6C1032A	6kA MCB, 1 Pole, 32 Amp
BR6C1040A	6kA MCB, 1 Pole, 40 Amp
BR6C1050A	6kA MCB, 1 Pole, 50 Amp
BR6C1063A	6kA MCB, 1 Pole, 63 Amp

NOTE: 6kA C Curve MCBs are also available in 2 and 3 Pole variations. To order either 2 or 3 Pole MCBs change the part number to **BR6C20...** or **BR6C30...** accordingly.

10kA MCB D Curve



Part No.	Description
B10D1002A	10kA MCB, 1 Pole, 2 Amp
B10D1004A	10kA MCB, 1 Pole, 4 Amp
B10D1006A	10kA MCB, 1 Pole, 6 Amp
B10D1010A	10kA MCB, 1 Pole, 10 Amp
B10D1016A	10kA MCB, 1 Pole, 16 Amp
B10D1020A	10kA MCB, 1 Pole, 20 Amp
B10D1025A	10kA MCB, 1 Pole, 25 Amp
B10D1032A	10kA MCB, 1 Pole, 32 Amp
B10D1040A	10kA MCB, 1 Pole, 40 Amp
B10D1050A	10kA MCB, 1 Pole, 50 Amp
B10D1063A	10kA MCB, 1 Pole, 63 Amp

NOTE: 10kA D Curve MCBs are also available in 2 and 3 Pole variations. To order either 2 or 3 Pole MCBs change the part number to **B10D20...** or **B10D30...** accordingly.

Isolating Switches



Part No.	Description
BIS1063A	Isolating Switch 1 Pole, 63 Amp
BIS2063A	Isolating Switch 2 Pole, 63 Amp
BIS2125A	Isolating Switch 2 Pole, 125 Amp
BIS3063A	Isolating Switch 3 Pole, 63 Amp
BIS4063A	Isolating Switch 4 Pole, 63 Amp
BIS4125A	Isolating Switch 4 Pole, 125 Amp
BIS2100C	Isolating Switch 2 Pole, 100 Amp

All IMO Isolating Switches are manufactured in accordance with IEC 60947-3.

Motor Control Gear

Often Copied, Never Equalled... Since 1972

IMO products are renowned for their high quality, enhanced performance, and industry leading safety features as well as offering some of the best warranties in the industry and comprehensive technical support.

IP65 Pushbuttons Ø22.5mm



Part No.	Description
PB01C	Black Pushbutton
PB02C	Green Pushbutton
PB03C	Red Pushbutton
PB04C	2 Position Rotary Knob 120°
PB05C	3 Position Rotary Knob 60°
PB06C	Panel Accessory Kit Panel Collar with 1 NO + 1 NC Contact Block
PB07C	E-Stop Button Pull to Release 40mm
PB08C	E-Stop Button Key Release 40mm
PB09C	Red Mushroom Stop Button (non-latching) 40mm
PB10C	2 Position Key Switch 60°
PB11C	3 Position Key Switch 60°
PB13C	E-Stop Button Twist to Release 40mm "O" Marking
PB14C	Complete E-Stop Station Pull to Release 1NO + 1NC
PB15C	Complete E-Stop Station Twist to Release 1NO + 1NC
PB17C	Complete Palm/Foot E-Stop Station Twist to Release 2NC
PB19C	E-stop Shroud
PB20C	Emergency Stop Disc Label

IP65 Indicators Ø22.5mm



Part No.	Description
PL04C	Red Pilot Light 230VAC
PL05C	Green Pilot Light 230VAC
PL06C	Red Pilot Light 24VAC/DC
PL07C	Green Pilot Light 24VAC/DC

IP65 Pushbutton Enclosures



Part No.	Description
EN01C	Single Button Enclosure
EN02C	Single Button Enclosure Yellow Cover
EN03C	Double Button Enclosure
EN04C	Triple Button Enclosure

Pushbutton Contact Blocks



Part No.	Description
CT01C	Contact Block 1NO + 1NC
CT02C	Contact Block 2NO
CT03C	Contact Block 2NC

Modular Heating & Lighting Contactors



Part No.	Description
CR40C	Contacteur 20A 2 Pole 240VAC
CR46C	Contacteur 25A 2 Pole 240VAC
CR41C	Contacteur 25A 4 Pole 240VAC
CR44C	Contacteur 40A 2 Pole 240VAC
CR45C	Contacteur 63A 2 Pole 240VAC
CR42C	Contacteur 40A 4 Pole 240VAC
CR43C	Contacteur 63A 4 Pole 240VAC

Changeover Output Relays




Part No.	Description
RL01C	2 Pole 10A 8 Pin 240VAC Relay
RL02C	3 Pole 10A 11 Pin 240VAC Relay
RL05C	2 Pole 10A 8 Pin 24VAC Relay
RL06C	2 Pole 10A 8 Pin 24VDC Relay
RL07C	3 Pole 10A 11 Pin 24VAC Relay
RL08C	3 Pole 10A 11 Pin 24VDC Relay
RL09C	2 Pole 10A 8 Pin 12VDC Relay
RL11C	4 Pole 5A 14 Pin 240VAC Relay
RL12C	4 Pole 5A 14 Pin 24VDC Relay

Sockets for Relays



Part No.	Description
BA01C	8 Pin Base for DPCO Relay
BA02C	11 Pin Base for 3PCO Relay
BA03C	14 Pin Base for 4PCO Relay

Overloads for Contactors or Starters



Part No.	DOL Rating	Star/Delta Rating
OL03D	1.2A-1.8A	-
OL04D	1.8A-2.7A	-
OL05D	2.7A-4.0A	-
OL06D	4.0A-6.0A	7.0A-10.5A
OL07D	6.0A-9.0A	10.5A-15.5A
OL08D	8.0A-11.0A	14.0A-19.0A
OL09D	10.0A-14.0A	18.0A-24.0A
OL10D	13.0A-18.0A	23.0A-31.0A

IP66 Enclosed Isolators



Part No.	Description
IS01C	20A 3 Pole inc. 4x M20 Glands
IS02C	20A 4 Pole inc. 4x M20 Glands
IS03C	25A 3 Pole inc. 4x M20 Glands
IS04C	25A 4 Pole inc. 4x M20 Glands
IS11C	32A 3 Pole inc. 4x M20 Glands
IS12C	32A 4 Pole inc. 4x M20 Glands
IS05C	40A 3 Pole inc. 4x M25 Glands
IS06C	40A 4 Pole inc. 4x M25 Glands

IP66 Large Body Isolators



Part No.	Description
IS02CL	20A 4 Pole inc. 4x M20 Glands
IS12CL	32A 4 Pole inc. 4x M20 Glands
IS06CL	40A 4 Pole inc. 4x M25 Glands

IP65 Enclosed Direct On-line Starters



Part No.	Description
SR01D	4kW DOL Starter 240VAC Coil
SR02D	4kW DOL Starter 415VAC Coil
SR03D	7.5kW DOL Starter 240VAC Coil
SR04D	7.5kW DOL Starter 415VAC Coil

DIN Rail Mountable Multi-Function Timer



Part No.	Description
TM34C	1 Pole CO 10A Relay Output 24-250VAC/DC


DIN Rail



Part No.	Description
DR01C	1m Galvanised Slotted DIN Rail

Motor Control Gear

IMO

DIN Rail
TerminalsIP66
Enclosures
with DIN RailIP65/55
Terminal
Boxes

Part No.	Description
TB01C	10x 2.5mm Terminals + 10x Markers
TB02C	10x 4mm Terminals + 10x Markers
TB03C	5x 10mm Terminals + 10x Markers
TB04C	3x 16mm Terminals + 3x End Plates + 10x Markers
TB05C	2x 35mm Terminals + 10x Markers
TB06C	DIN Terminal Accessory Kit - 2x End Plates (2.5-10mm), 2x End Brackets, 2x Partition, 2x 4mm Earth Terminals, 1x 4mm Neutral Terminals & 10x Markers
TB07C	3x Fuse Holders + 3x End Plates
TB08C	5x 4mm Blue Neutral Terminals
TB09C	5x 4mm Green/Yellow Earth Terminals
TB10C	3x 16mm Green/Yellow Earth Terminals

Part No.	Description
EN11C	Opaque 75x125x75mm
EN12C	Opaque 125x125x75mm
EN13C	Opaque 125x125x100mm
EN14C	Opaque 125x175x75mm
EN15C	Opaque 125x175x100mm
EN16C	Opaque 125x175x125mm
EN17C	Opaque 175x175x100mm
EN18C	Opaque 175x175x125mm
EN19C	Opaque 175x175x150mm
EN20C	Opaque 175x250x100mm
EN21C	Opaque 175x250x150mm
EN23C	Clear Lid 125x125x75mm
EN24C	Clear Lid 125x175x100mm
EN25C	Clear Lid 125x175x100mm

Part No.	Description
TB20C	Enclosure c/w 5x4mm DIN Terminals + 1x4mm Earth Terminals & End Stop 30A
TB30C	88x88x53mm Enclosure c/w 5x2.5mm Terminals 20A
TB31C	98x98x61mm Enclosure c/w 5x4mm Terminals 25A
TB32C	119x139x70mm Enclosure c/w 5x6mm Terminals 32A

Motor Control Gear

IP65 Enclosed Isolators

- Operating Voltage: 230-440V



Part No.	Current I _n (AC21)	Dimensions (h x w x d)	Poles
IS4P20	20 Amps	125 x 100 x 85mm	4
IS4P20L	20 Amps	175 x 115 x 100mm	4
IS4P32	32 Amps	125 x 100 x 85mm	4
IS4P32L	32 Amps	175 x 115 x 100mm	4
IS4P40	40 Amps	175 x 115 x 100mm	4
IS4P63	63 Amps	175 x 115 x 100mm	4
IS4P80	80 Amps	240 x 160 x 120mm	4
IS4P100	100 Amps	240 x 160 x 120mm	4
IS4P125	125 Amps	240 x 160 x 120mm	4
IS4P150	150 Amps	240 x 160 x 120mm	4

IP65 Changeover Switches

- Operating Voltage: 230-440V



Part No.	Current I _n (AC21)	Dimensions (h x w x d)	Poles
SCO4P20	20 Amps	175 x 115 x 100mm	4
SCO4P32	32 Amps	175 x 115 x 100mm	4
SCO4P40	40 Amps	175 x 115 x 100mm	4
SCO4P63	63 Amps	240 x 160 x 120mm	4
SCO4P80	80 Amps	240 x 160 x 120mm	4
SCO4P100	100 Amps	240 x 160 x 120mm	4

IP68 Cable Glands

- Complete with Lock Nut & Rubber Washer



Part No.	Cable Range	Available Colours			
SCG/M12-*	3 - 6.5mm	WHITE	BLACK	GREY	RED
SCG/M16-*	5 - 10mm	W	B	G	R
SCG/M20-*	6 - 12mm				
SCG/M20L-*	10 - 14mm				
SCG/M25-*	9 - 16mm				
SCG/M25L-*	13 - 18mm				
SCG/M32-*	18 - 25mm				
SCG/M40-*	22 - 32mm				
SCG/M50L-*	30 - 38mm				
SCG/M63-*	34 - 44mm				

To order Stag IP68 Cable Glands, please replace the "*" shown in the Part No. with the colour letter as indicated above.

Eg. SCG/M20L-R

IP44 / IP56
Enclosures

Part No.	Description	Dimensions	IP Rating
SE02	Round (clip-on lid)	Ø80 x 40mm	IP44
SE03	Square (clip-on lid)	80 x 80 x 50mm	IP44
SE04	Square	100 x 100 x 50mm	IP56
SE05	Rectangular	120 x 80 x 50mm	IP56
SE06	Rectangular	150 x 110 x 70mm	IP56
SE07	Rectangular	190 x 140 x 70mm	IP56
SE08	Rectangular	240 x 190 x 90mm	IP56
SE09	Hinged Lid	300 x 220 x 120mm	IP56
SE10	Hinged Lid	380 x 300 x 120mm	IP56

Terminals & Accessories




DIN Rail Terminals

IMO's terminals are made of carefully selected standard materials. Insulating materials, clamping metals and conducting metals are subjected to strict quality control as required by stringent international standards, and carry the most important independent approvals.

With the exception of the Earth terminals, all DIN terminals are supplied in Beige as standard. Other colours available: ■ ■ ■ ■ ■ ■ ■ ■

Feed-Through Terminals



Part No.	Description
ER2.5	2.5mm ² 750V 24 Amp (100pcs/pack)
ER4	4mm ² 750V 32 Amp (100pcs/pack)
ER6	6mm ² 630V 41 Amp (100pcs/pack)
ER10	10mm ² 630V 57 Amp (100pcs/pack)
ER16	16mm ² 750V 76 Amp (50pcs/pack)
ER16P	16mm ² 750V 76 Amp (50pcs/pack)
ER25P	25mm ² 750V 101 Amp (50pcs/pack)
ER35P	35mm ² 750V 125 Amp (50pcs/pack)

NOTE: When ordering, please specify the colour required.
i.e. ER2.5BLUE

Feed-Through Earth Terminals



Part No.	Description
ERPE2.5P	2.5mm ² (50pcs/pack)
ERPE2.5/4	4mm ² (50pcs/pack)
ERPE6/10	6mm ² (25pcs/pack)
ERPE16P	16mm ² (25pcs/pack)
ERPE35P	35mm ² (1pc/pack)

High-Insulation Terminals




Part No.	Description
ER50	50mm ² 1000V 150 Amp (25pcs/pack)
ER70	70mm ² 1000V 192 Amp (10pcs/pack)
ER95	95mm ² 1000V 232 Amp (6pcs/pack)
ER150	150mm ² 1000V 309 Amp (4pcs/pack)
ER240	240mm ² 1000V 415 Amp (4pcs/pack)

High Current Terminals



Part No.	Description
ERB95	95mm ² 1000V 232 Amp (4pcs/pack)
ERB150	150mm ² 1000V 309 Amp (4pcs/pack)
ERB240	240mm ² 1000V 415 Amp (4pcs/pack)

Push Fit Terminals



Part No.	Description
PF1.5	1.5mm ² 800V 17.5 Amp (100pcs/pack)
PF2.5	2.5mm ² 800V 24 Amp (100pcs/pack)
PF4	4mm ² 800V 32 Amp (100pcs/pack)
PF6	6mm ² 800V 41 Amp (100pcs/pack)
PF10	10mm ² 800V 57 Amp (50pcs/pack)

Push Fit Earth Terminals



Part No.	Description
PFPE1.5P	1.5mm ² (100pcs/pack)
PFPE2.5P	2.5mm ² (50pcs/pack)
PFPE4P	4mm ² (50pcs/pack)
PFPE6P	6mm ² (60pcs/pack)
PFPE10P	10mm ² (25pcs/pack)

Double Deck Push Fit Terminals




Part No.	Description
PFD2.5	2.5mm ² 500V 24 Amp (40pcs/pack)
PFD2.5V	2.5mm ² 500V 24 Amp (40pcs/pack)
PFD2.5LD-24VDC	2.5mm ² 24VDC 24 Amp (40pcs/pack)
PFD2.5LD-220VAC	2.5mm ² 220V 24 Amp (40pcs/pack)
PFD2.5D	2.5mm ² 500V 24 Amp (40pcs/pack)
PFD2.5DR	2.5mm ² 500V 24 Amp (40pcs/pack)

Push Fit Fuse Terminals



Part No.	Description
PFF4	4mm ² 500V 10 Amp (15pcs/pack)
PFF4LD520-24VDC	4mm ² 24VDC 10 Amp (15pcs/pack)
PFF4LD520-220VAC	4mm ² 220V 10 Amp (15pcs/pack)
PFF4LD525-24VDC	4mm ² 24VDC 10 Amp (15pcs/pack)
PFF4LD525-220VAC	4mm ² 220V 10 Amp (15pcs/pack)
PFF3	4mm ² 500V 10 Amp (15pcs/pack)
PFF3LD-24VDC	4mm ² 24VDC 10 Amp (15pcs/pack)
PFF3LD-220VAC	4mm ² 220V 10 Amp (15pcs/pack)


End Brackets



Part No.	Description
ES1	Screw Type for MR35 Rail
ES3	Screw Type for MR32 & MR35 Rail
ES4	Screwless Type for MR35 Rail
ES6	Screw Type for MR35 Rail

NOTE: Sold in Pack of 100 Pieces
(ES6 Sold in Pack of 50 Pieces)


End Plates



Part No.	Description
EP2.5-10	Polyamide 66 For Use With ER2.5 - ER10
EP16	Polyamide 66 For Use With ER16
EP25P	Polyamide 66 For Use With ER25P
EP50	Polyamide 66 For Use With ER50 - ER240

NOTE: Sold in Pack of 100 Pieces
(EP50 Sold in Pack of 10 Pieces)

Accessories



IMO manufacture an entire range of DIN Rail terminal accessories. Available upon request

Cross Connections



Part No.	Description
CC2.5/10*	For use with ER2.5
CC4/10*	For use with ER4
CC6/10*	For use with ER6
CC10/10*	For use with ER10
CC16/10*	For use with ER16, ER16P & ER25
CC35/10*	For use with ER35

* Available in 2, 3, 4 & 10 configurations.
Replace /10 at the end of the part number with the number required.

NOTE: Cross connections can be broken down into virtually any configuration.

Enclosures, Boards & Switches



Modular Enclosures

40CD Range

Surface mounting distribution boards and enclosures.



IP65 Modular Enclosures Pre-Disposed for Terminal Block

Smoked transparent door, smooth walled enclosure.

Part No.	Modules	Dimensions LxHxD (mm)	Installable Terminal Blocks	Dispersible Power (W)
GW40101	4	143 x 210 x 100	-	13
GW40102	8	215 x 210 x 100	1 x GW40401	16
GW40103	12	298 x 260 x 140	1 x GW40402	26
GW40106	18	410 x 285 x 140	1 x GW40404	38

IP55 Modular Enclosures Pre-Disposed for Terminal Block

Smoked transparent door, walls with perforation centres.

Part No.	Modules	Dimensions LxHxD (mm)	Installable Terminal Blocks	Dispersible Power (W)
GW40001	4	105 x 170 x 98	-	12
GW40003	8	180 x 180 x 98	1 x GW40401	13
GW40005	12	250 x 250 x 135	1 x GW40402	25
GW40007	24 (2x12)	250 x 375 x 135	2 x GW40401	27
GW40009	36 (2x18)	376 x 400 x 135	2 x GW40402	41

- 2 to 72 modules.
- Wide performance range available from IP40 to IP65.

- Extractable frame options.
- All materials are halogen-free.
- RAL 7035.



IP40 Modular Enclosures with Door Pre-Disposed for Terminal Block

Walls with perforation centre.

Part No.	Modules	Dimensions LxHxD (mm)	Installable Terminal Blocks	Dispersible Power (W)
GW40022	2	45 x 130 x 85	-	7
GW40023	4	90 x 130 x 85	-	9
GW40024	6	140 x 155 x 85	-	14
GW40026	8	180 x 180 x 95	1 x GW40401	18
GW40028	12+1	250 x 215 x 95	1 x GW40402	27
GW40030	24+2 (2x12)	250 x 340 x 95	2 x GW40401	40
GW40032	36+3 (3x12)	250 x 465 x 95	2 x GW40402	54

Isolated Neutral & Earth Terminal Blocks

Part No.	Terminal Block N mm ²	Terminal Block T mm ²	Fixing
GW40401	(1x25) + (7x10)	(1x25) + (7x10)	with screws
GW40402	(3x25) + (10x10)	(3x25) + (10x10)	with screws

46 Range Watertight Surface Mounting Distribution & Automation Boards

- The 46QP Range is the ideal solution for the creation of automation and energy distribution boards.
- Including monobloc, halogen-free fibreglass loaded polyester enclosure.
- RAL 7035.



IP66 Watertight Distribution Boards in Polyester

Blank door fitted with lock.

Part No.	Modules	Dimensions LxHxD (mm)	Locks	Blank Plates
GW46001F	-	250 x 300 x 160	1	GW46401
GW46002F	36 (3x12)	310 x 425 x 160	2	GW46402
GW46003F	54 (3x18)	405 x 500 x 200	2	GW46403
GW46004F	72 (4x18)	405 x 650 x 200	2	GW46404
GW46005F	96 (4x24)	515 x 650 x 250	2	GW46405
GW46006F	140 (5x28)	585 x 800 x 300	2	GW46406
GW46007F	180 (5x36)	800 x 1060 x 350	2	GW46407

Part No.	Description
GW46445	Safety Lock with Handle
GW46446	Set of 4 Galvanised Steel Fixing Brackets



Rotary Isolator Switches

70RT HP Rotary Isolator Switches from 16A to 160A

Rotary isolator switches suitable for surface mounting. Up to IP69. With 2P, 3P, 3P+N and 4P.



Emergency Part No.	Rating	Dimensions LxHxD (mm)
2 Pole Rotary Isolator Switches		
GW70431P	16A	125 x 150 x 92.3
GW70486P	25A	125 x 150 x 92.3
GW70434P	32A	125 x 150 x 92.3
GW70441P	40A	125 x 150 x 92.3
3 Pole Rotary Isolator Switches		
GW70432P	16A	125 x 150 x 92.3
GW70487P	25A	125 x 150 x 92.3
GW70435P	32A	125 x 150 x 92.3
GW70442P	40A	125 x 150 x 92.3
GW70437P	63A	156 x 200 x 118.8
4 Pole Rotary Isolator Switches		
GW70433P	16A	125 x 150 x 92.3
GW70488P	25A	125 x 150 x 92.3
GW70436P	32A	125 x 150 x 92.3
GW70443P	40A	125 x 150 x 92.3
GW70438P	63A	156 x 200 x 118.8

Industrial Control



Direct On Line Motor Starters

- Overload Relays must be ordered separately and must not exceed the contactor rating.



Part No.	Description
LE1-D123F7	12A 5.5kW 110V AC Coil
LE1-D253F7	25A 11kW 110V AC Coil
LE1-D123U7	12A 5.5kW 240V AC Coil
LE1-D253U7	25A 11kW 240V AC Coil
LE1-D123N7	12A 5.5kW 415V AC Coil
LE1-D253N7	25A 11kW 415V AC Coil

Contactors

- AC Coil Voltages available:
B7 (24V) F7 (110V) P7 (230V)
N7 (415V).



Part No.	Description
TC1-D0910**	4KW 9A AC3 (25A AC1) 3 Pole 1NO Aux
TC1-D0901**	4KW 9A AC3 (25A AC1) 3 Pole 1NC Aux
TC1-D1210**	5.5KW 12A AC3 (25A AC1) 3 Pole 1NO Aux
TC1-D1201**	5.5KW 12A AC3 (25A AC1) 3 Pole 1NC Aux
TC1-D1810**	9KW 18A AC3 (32A AC1) 3 Pole 1NO Aux
TC1-D1801**	9KW 18A AC3 (32A AC1) 3 Pole 1NC Aux
TC1-D2510**	11KW 25A AC3 (40A AC1) 3 Pole 1NO Aux
TC1-D2501**	11KW 25A AC3 (40A AC1) 3 Pole 1NC Aux
TC1-D3210**	15KW 32A AC3 (50A AC1) 3 Pole 1NO Aux
TC1-D3201**	15KW 32A AC3 (50A AC1) 3 Pole 1NC Aux
TC1-D4011**	22KW 40A AC3 (60A AC1) 3 Pole 1NO+1N/C Aux
TC1-D5011**	25KW 50A AC3 (80A AC1) 3 Pole 1NO+1N/C Aux
TC1-D6511**	37KW 65A AC3 (80A AC1) 3 Pole 1NO+1N/C Aux
TC1-D8011**	45KW 80A AC3 (125A AC1) 3 Pole 1NO+1N/C Aux
TC1-D9511**	45KW 95A AC3 (125A AC1) 3 Pole 1NO+1N/C Aux

Replace ** with required voltage e.g. B7 for 24V

Overload Relays

- From TR2-D09301 (0.10-0.16A)
up to TR2-D95365 (80.0-93.0A).



Part No.	Description
TR2-D09306	1.00-1.65A
TR2-D09307	1.60-2.50A
TR2-D09308	2.50-4.00A
TR2-D09310	4.00-6.00A
TR2-D09312	5.50-8.00A
TR2-D09316	7.00-10.0A
TR2-D12316	9.00-13.0A
TR2-D18321	12.0-18.0A
TR2-D25322	17.0-25.0A

Other sizes available

Contactor Enclosures

- Powder coated steel enclosure.
- Lid: RAL 7035 / Base: 7012.



Part No.	Description	H x W x D mm
MC18CD	Contactor Enclosure for 9-18A	186 x 120 x 126
MC38CD	Contactor Enclosure for 25-38A	216 x 144 x 130
MC65CD	Contactor Enclosure for 40-65A	264 x 190 x 159

Metal Empty Control Stations

- IP65 rated when installed.
- Cable entry top and bottom.



Part No.	Description
RC-1M	1 Hole
RC-1MY	1 Hole (Yellow Lid)
RC-2M	2 Hole
RC-3M	4 Hole
RC-4M	4 Hole

Plastic Empty Control Stations

- IP65 rated when installed

Part No.	Description
RC1P	1 Hole
RC1PY	1 Hole (Yellow Lid)
RC2P	2 Hole
RC3P	3 Hole
RAS-BCBNC	N/C Collar Mounting (for use with plastic control stations)
RAS-BCBNO	N/O Collar Mounting (for use with plastic control stations)

Metal Emergency Stop Buttons

- IP65 Rated when installed.
- 40mm Mushroom Head.



Part No.	Description
RCAS-ES14	Key Release
RCAS-ES142	Key Release + 1N/C
RCAS-ES54	Twist Release
RCAS-ES542	Twist Release + 1N/C
RCAS-ES541	Twist Release + 1N/O
RCAS-EST4	Push/Pull

Metal Flush Push Buttons

- IP65 when installed.
- Colours Available: 1 (White)
2 (Black) 3 (Green) 4 (Red)
5 (Yellow) 6 (Blue).



Part No.	Description
RCAS-PBF*	Coloured Flush Push Button
RCAS-PBF3-I	Green Button White I Symbol
RB2-BA3347	White Button Black Arrow
RB2-BA3357	Black Button White Arrow

Replace * with required colour

Contact Blocks

Part No.	Description
RAS-CBNC	N/C Collar Mounting
RAS-CBNO	N/O Collar Mounting

Plastic Flush Push Buttons

- IP65 when installed.
- Colours Available: 1 (White) 2 (Black)
3 (Green) 4 (Red) 5 (Yellow) 6 (Blue).



Part No.	Description
RP2BA*	Coloured Flush Push Button
RP2-BL4	Projecting P/B Head Red

Replace * with required colour

Switch Disconnects



4 Pole Switch - Disconnectors



- 20mm cable entries up to 40A / 25mm on 63 to 125A.
- Robust polycarbonate enclosure.
- Padlockable in OFF position.
- Enclosure glow wire flammability rating 960°C.
- CB, CE, SEMKO Approved.
- All switch ratings at AC-21.

Part No.	Description
LB204P	20A 4 Pole (Insulated Enclosure)
LB254P	25A 4 Pole (Insulated Enclosure)
LB324P	32A 4 Pole (Insulated Enclosure)
LB404P	40A 4 Pole (Insulated Enclosure)
LB634P	63A 4 Pole (Insulated Enclosure)
LB804P	80A 4 Pole (Insulated Enclosure)
LB1004P	100A 4 Pole (Insulated Enclosure)
LB1254P	125A 4 Pole (Insulated Enclosure)
LB254PBB	25A 4 Pole (with more wiring space)
LB324PBB	32A 4 Pole (with more wiring space)
LB404PBB	40A 4 Pole (with more wiring space)

4 Pole Stainless Steel Switch - Disconnectors

- IP65.
- Fully earth bonded.
- Ideal for pharmaceutical & food prep areas.



Part No.	Description
LB324PSS	32A (AC21) 4 Pole
LB634PSS	63A (AC21) 4 Pole

4 Pole Steel Switch - Disconnectors

- Suitable for 50mm² SWA Cable.
- Padlockable in the OFF position for added security.
- Bottom gland plate only.
- Switch ratings at AC-22.



Part No.	Description
LB1004PME	100A 4 Pole (Steel)
LB1254PME	125A 4 Pole (Steel)

VETO Lockout Tagout

- A physical method with a visible warning sign attached to prevent equipment from being activated until work is safely completed.



Part No.	Description
LT-KIT001	Basic Lockout Tagout Kit
LT-KIT002	Professional Lockout Tagout Kit
LT-KIT003	Advanced Lockout Tagout Kit

4 Pole DC Switch - Disconnectors

- 4 x M20 cable entries.
- Padlockable in the OFF position for added security.
- Robust polycarbonate enclosure.
- H: 170 x W: 102 x D 80mm.
- Switch rated at 1000V.



Part No.	Description
LB164PDC	16A DC 4 Pole
LB254PDC	25A DC 4 Pole
LB324PDC	32A DC 4 Pole

IP65 Metal Door Interlocked Switch Fuses

- Handle padlockable in OFF position.
- IP20 input & output terminal shrouds.
- Fuses fully isolated (top & bottom) for safe replacement.
- All AC ratings at 400V.



Part No.	Description
LBF1253PNLME	125A (AC - 23) Enclosed 3P + Neutral Link
LBF1603PNLME	160A (AC - 23) Enclosed 3P + Neutral Link
LBF2003PNLME	200A (AC - 23) Enclosed 3P + Neutral Link
LBF3153PNLME	315A (AC - 23) Enclosed 3P + Neutral Link

Amendment 3 Metal Clad Single Phase Fused Switch

- IP54 fused switch rated at 100A 230V.
- Fuse NOT included.
- Incoming terminal capacity 2.5 to 25mm².
- 4 x M20, 2 x 25mm cable entries.



Part No.	Description
SPSF100M	Metal Clad 5 Module Fused Switch (230V 100A) + Spare Way
ME*	ME House Service Cut Out Fuse Replace * with required amperage: 5, 10, 15, 20, 30, 40, 45, 50, 60, 80 or 100

Door Interlocked Fused Switches

- 3 pole + early make / late break neutral switch.
- Handle padlockable in OFF position.
- IP20 protection on incoming terminals.
- Top and Bottom Gland Plates.
- All switch ratings AC-22.



Part No.	Description
FS323PSNME	32A 3P Switched Neutral Metal Enclosure IP65
FS633PSNME	63A 3P Switched Neutral Metal Enclosure IP65
FS803PSNME	80A 3P Switched Neutral Metal Enclosure IP65
FS1003PSNME	100A 3P Switched Neutral Metal Enclosure IP65

Industrial Control



22mm LED Pilot Lamps

- Multi segment.
- Long life: 30,000 hours.
- Low temperature.
- Complete with locking nut.
- Current rating 20mA.



Part No.	Description
RAD221B	White 24V AC/DC
RAD223B	Green 24V AC/DC
RAD224B	Red 24V AC/DC
RAD225B	Amber 24V AC/DC
RAD226B	Blue 24V AC/DC
RAD221F	White 110V AC/DC
RAD223F	Green 110V AC/DC
RAD224F	Red 110V AC/DC
RAD225F	Amber 110V AC/DC
RAD226F	Blue 110V AC/DC
RAD221P	White 230V AC
RAD223P	Green 230V AC
RAD224P	Red 230V AC
RAD225P	Amber 230V AC
RAD226P	Blue 230V AC

Relays

- 10A AC-1 Rated 2PCO.
- LED Indicator.
- Flag indicator.
- Lockable test button.



Part No.	Description
Octal 8 Pin	
R8R12D2PDT	2PCO 10A 12V DC
R8R24D2PDT	2PCO 10A 24V DC
R8R12A2PDT	2PCO 10A 12V AC
R8R24A2PDT	2PCO 10A 24V AC
R8R110A2PDT	2PCO 10A 110V AC
R8R230A2PDT	2PCO 10A 230V AC
RB8R	Relay Base 8 Pin Octal
Miniature 8 Pin	
R8S12DPDT	2PCO 10A 12V DC
R8S24DPDT	2PCO 10A 24V DC
R8S24APDT	2PCO 10A 24V AC
R8S110APDT	2PCO 10A 110V AC
R8S230APDT	2PCO 10A 230V AC
RB8S	Relay Base 8 Pin Miniature

This is a very small selection of the vast range available through Europa. Europa's in-house production department provides the expertise and flexibility to deliver specific and tailored solutions including Fully Loaded Consumer Units, the Safe Switch range and much more.

Please ask for a copy of the Europa Catalogue

Time Clocks


- 16A AC1.
- Din Rail Mounted.



Part No.	Description
ET1624HD	Digital: 7 Day (1 Min Segments) Surface or Panel Mounted
ET1624HEA	Analogue: 24Hr (15 Min Segments) 1 Module
ET167D2C	Digital: 7 Day 1 Channel Daily 16 On / Off
ETSTCA	Analogue: Staircase Timer (230V) Time Range 0.5 to 20 Mins

Stud Terminals

- Cover provides IP20 protection.
- Ideal for where a resilient mechanical connection is required.
- Din rail mounted.
- 2 cable lugs can be mounted on each side of the stud terminal.




Part No.	Description
STC50BLUE	50mm ² M8 (150A)
STC50GREY	50mm ² M8 (150A)
STC95BLUE	95mm ² M8 (232A)
STC95GREY	95mm ² M8 (232A)
STC150BLUE	150mm ² M12 (309A)
STC150GREY	150mm ² M12 (309A)
STC240BLUE	240mm ² M12 (415A)
STC240GREY	240mm ² M12 (415A)

Enclosed Versions Available.

Din Rail Terminals

- *with integrated end plate.
- Top Hat and G-Rail compatible.




Part No.	Description
CTS2.5UN	2.5mm Grey
CTS4UN	4mm Grey
CTS6U	6mm Grey
CTS10U	10mm Grey
CTS16U*	16mm Grey
CTS25U	25mm Grey
CSFL4U	4mm fuse term Grey (Takes 5 x 20mm fuses up to 6.3A)

Wider range of colours, sizes & accessories available

Earth Terminals

- CGT4U top hat compatible only.
- *with integrated end plate.
- Top Hat and G-Rail Compatible.



Part No.	Description
CGT4U*	4mm Earth Terminal
CGT6U	6mm Earth Terminal
CGT10U	10mm Earth Terminal
CGT16U	16mm Earth Terminal
CGT35U	35mm Earth Terminal

Enclosures



Combination Boxes

- ABS enclosure with PC hinged lid
- Din rail included



Part No.	Description	H x W x D mm
CBS2413	6 Module - IP54	240 x 130 x 105
CBS3023	11 Module - IP54	300 x 230 x 115
CBS3626	12 Module - IP65	360 x 260 x 130
CBF3333	13 Module - IP65	330 x 330 x 150

Insulated Adaptable Boxes

- IP67 Rated
- Quick turn screws & hinged lid
- Also available with a clear polycarbonate door



Part No.	H x W x D mm
PB520158	200 x 155 x 80
PB5201514	200 x 155 x 140
PB526219	260 x 210 x 95
PB5262116	260 x 210 x 160
PB5322413	320 x 240 x 135
PB5322418	320 x 240 x 180
PB5403013	400 x 300 x 135

ARCA IEC Cabinet

- IP66
- Glass Fibre Reinforced Polycarbonate
- IK10 +35°C / IK09 -25°C
- Glow wire flammability rating 960°C
- Halogen Free / UV Resistant to UL 508
- Colour: RAL 7035
- Galvanised Steel Mounting Plate Included



Part No.	H x W x D mm
ARCA302015	300 x 200 x 150
ARCA403015	400 x 300 x 150
ARCA403021	400 x 300 x 210
ARCA504021	500 x 400 x 210
ARCA604021	600 x 400 x 210
ARCA705030	700 x 500 x 300
ARCA806030	800 x 600 x 300

Full range of ARCA IEC cabinet accessories available including

- Din Rail Frame Set
- Spare Galvanised Steel Mounting Plate
- Galvanised Steel Inner Door Set
- Key Lock
- Locking Inserts
- Pole Mounting Kit
- Wall Mounting Lug Set

Stainless Steel Enclosure

- Earth studs included
- Galvanised backplate included
- IP65 Rated when fully sealed.
- Grade 304



Part No.	H x W x D mm
SSTB302015	300 x 200 x 150
SSTB303015	300 x 300 x 150
SSTB403020	400 x 300 x 200
SSTB404020	400 x 400 x 200
SSTB504020	500 x 400 x 200
SSTB604020	600 x 400 x 200
SSTB606020	600 x 600 x 200
SSTB806020	800 x 600 x 200
SSTB806030	800 x 600 x 300
SSTB808030	800 x 800 x 300

Steel Enclosures

- Epoxy coated steel RAL 7035
- Fixing brackets available
- Earth studs included
- Galvanised backplate included
- IP65 Rated when fully sealed.



Part No.	H x W x D mm
STB302515A	300 x 250 x 150
STB403020A	400 x 300 x 200
STB404030A	400 x 400 x 300
STB504025A	500 x 400 x 250
STB505025A	500 x 500 x 250
STB604030A	600 x 400 x 300
STB605025A	600 x 500 x 250
STB804030A	800 x 400 x 300
STB1006030A	1000 x 600 x 300
STB1208030A	1200 x 800 x 300

More sizes available

Insulated ABS Plastic Enclosure

- Strong ABS enclosure
- IP65
- Back plate and fixing brackets included
- Clear polycarbonate door versions available.



Part No.	H x W x D mm
PBE2821013	280 x 210 x 130
PBE332513	330 x 250 x 130
PBE4030016	400 x 250 x 165
PBE403019	400 x 300 x 195
PBE503519	500 x 350 x 196
PBE504017	500 x 400 x 175
PBE604020	600 x 400 x 200
PBE605022	600 x 500 x 220
PBE705024	700 x 500 x 245
PBE806026	800 x 600 x 260

Enclosures

IP54 Insulated Junction Boxes

- Thermoplastic Boxes.
- Halogen Free.
- Non Flammable.



Part No.	H x W x D mm
PB5757540	75 x 75 x 50
PB5858545	85 x 85 x 45
PB510010050	100 x 100 x 50

IP55 Insulated Junction Boxes

- Thermoplastic Boxes.
- Halogen Free.
- Non Flammable.



Part No.	Description
PD570D	70 Diameter x H:40mm
PD590D	90 Diameter x H:45mm
PD575754EM	H:75 x W:75 x D:45mm (with Elastic Membrane)
PB5909055EM	H:90 x W:90 x D:55mm (with Elastic Membrane)

IP67 Insulated Junction Boxes

- Thermoplastic Boxes.
- Halogen Free.
- Non Flammable.



Part No.	H x W x D mm
PB6757540	75 x 75 x 50
PB6858545	85 x 85 x 45
PB690D	90 Diameter x 60
PB610010050	100 x 100 x 50
PB611011070	110 x 110 x 70
PB6110110110	110 x 110 x 110
PB6110D	110 x 110 x 100 with pre fitted Din Rail

E-Box Terminal Strip Enclosure

- 30A max current.
- Suitable for all sizes of Europa 12 way terminal blocks.
- Cable clamp suitable from 1.5mm² to 4mm² including 2 x 2.5mm cable.
- Fixing lugs for secure fixing.
- Unique top securing lid for easy inspection of terminals.



Part No.	Description
ECT010	Polyethylene (PE) 30A
ECT010PP	Polypropylene (PP) 30A Flame Retardant

Join in the conversation and keep up to date with the latest developments at Europa Components.



Metal Clad Garage Units

- Earth & neutral terminals included.
- IP54 Rating.
- Dimensions - H: 240 x W: 130 D: 85mm.
- All MCB's are single pole B curve 6kA (where fitted).



Part No.	Description
GRG16M	63A RCCB + 6A & 16A MCB + Spare Way
GRG32M	63A RCCB + 6A & 32A MCB + Spare Way
GRGISOM	100A Main Switch + Spare Way

Metal Clad Shower Units

- Earth & neutral terminals included.
- IP40 Rating.
- Dimensions - H: 240 x W: 130 D: 85mm.
- All MCB's are single pole B curve 6kA (where fitted).



Part No.	Description
SU32M	63A RCCB + 32A MCB
SU40M	63A RCCB + 40A MCB
SU50M	63A RCCB + 50A MCB

Metal Clad Modular Enclosures

- Earth & neutral terminals included.
- IP40 Rating.



Part No.	Description	Dimensions H x W x D mm
MEC2M	2 Module (With Metal Lid)	146 x 80 x 62 (90mm Including Lid)
MEC4M	4 Module (With Metal Lid)	238 x 125 x 78 (102mm Including Lid)
MEC6M	6 Module (With Metal Lid)	248 x 161 x 78 (102mm Including Lid)

Distribution Enclosures

- ABS Enclosure.
- IP65 Rating.
- Earth and neutral terminals included.



Part No.	Description	H x W x D mm
ECW4	4 module	210 x 125 x 83
ECW5	5 module	210 x 145 x 100
ECW6	6 module	210 x 160 x 100
ECW8	8 module	210 x 215 x 100
ECW12	12 module	215 x 270 x 100
ECW18	18 module	230 x 380 x 100
ECW24	24 module	340 x 285 x 100


Cartridge Fuse-Links

Dimensionally Comparative Types of Low Voltage B.S. HRC Cartridge Fuse-Links

Lawson Part No.	Gec-Ee Part No.	Hawker/Brush Bussmann Part No.	Dorman Bussmann Part No.	Mem Part No.	Fluvent Part No.	Reyrolle Ind Accs Part No.	Emp Part No.	Old Part No.
PL	-	PTC	DSF	-	-	-	-	-
LA	D5	C55	DSDF5	LC	-	LA	-	Y-A
LC	D15	C1515/C1520	DSDF15	LC	-	LC	-	Y-B
LD	D30	C3030	DSDF30	LC	-	LD	-	Y-C
LK	D4545	C4545	DSDF45	LCS	-	LK	-	Y-K
MD	-	-	-	-	-	MD	-	-
ME	RH	KR71 KR85	RHD RHD	R	CSK	LE GPE-20E	LR ER	Y-D
MF	RHL	LR71 LR85	RHLD RHLC	RL	CSG	-	-	Y-L
SS	SS	DO4	SSD	SS	-	RSS	MS	-
LST	LST	D19L	STD	LS	-	RLST	MSG	-
NIT	NIT	F21	NITD	SA2	FOBXX	RIT	MNG	Y-PAX Y-QAX
NS	NS	F06	NSD	SN2	F986	RS	MN	Y-PF Y-QF
GTIA TIA	TIA	HO7	AAO	SB2 SB3	FOMX	RIA	MANN	Y-RA
MES	ES	ESD	ESD/ESC	SP	-	-	-	-
TIS	TIS OS	KO7	BAO OSD	SB4 SO	FOSX	RIS	MARW	Y-SA
TB	TB	KO8	AC BC	SE3 SE4	F754/M F754/S	RB	MARC	Y-SB
TBC	TBC	KO9	AD BD	SF3 SF4	F755/M F755/S	RBC	MARL	Y-SBL
TCP	TCP	L14	CEO	SD5	FO1X F763/MX F763/SX	RCP	ENAA	Y-TA
TC	TC	LO9	CD	SF5	FB1	RC	EAA	Y-TB
TFP	TFP	M14	DEO	SD6	F763/2X	RFP	ENA	Y-VAD
TF	TF	MO9	DD	SF6	FB2	RF	EA	Y-VB
84TF	84TF	M13	-	SW6	-	-	EAS	Y-VAS
TKF	TKF	NO9	ED	SF7	FB3	RKF	EB	Y-WB
84TK	84TK	N15	-	SW7	-	-	EJBS	Y-WAS
TMF	TMF	PO9	ED	SF8	FB4	RMF	EBC	Y-XBD
TKM	TKM	N11	EFS	SG7	F772/3	RKM	EBL	Y-WBL
TM	TM	P11	EF	SH8	F773/4	RM	EBCL	Y-XB
TMT	TMT	P12	-	-	F781/4	-	EBCX	Y-XBL
85TM	85TM	P20	ES	SX8	-	-	EBCH	Y-XA
TTM	TTM	R11	FF	SH9	FB6	RTM	EC	Y-YB
TT	TT	R12	FG	SY9	F781/6	-	ECW	Y-YBL Y-ZB
86TT	86TT	R20 S20	FS	SX9	-	-	ECH	Y-YA
TLM	TLM	S11	GF	SH10	FB6 F851/8	RLM	EDN	Y-ZBD
TLU	TLU	GH	-	-	-	-	-	-
TLT	TLT	S12	GG	SY10	F781/8	-	ED	Y-ZB
JH	JH	MJ26	JHD	-	-	-	-	-
JHU	96TY	MJ29	JHDS	JW6 JWS6	DL1-2 DL1-3	-	1/EJA 1S/EJA	-
JP	JP	MJ27	JPD	-	-	-	-	-
JPU	95TY 95TJ 171TN	MJ27 MJ30 PJ30	JPDS JOPCS J1PCS J2PCS	JX6 JX7 JX8 JXS6 JXS7 JXS8	DL2-2 DL2-3 DL2-4 DL2-6	-	2/EJA 2/EJB 2S/EJA 2S/EJB	-
JS	JS	MJ28 PJ28 SJ28	JSD	-	-	-	-	-
JSU	385TJ 386TN 387TW	MJ31 PJ31 SJ31	JSDS JOSCS J1SCS J2SCS J3SCS	JY7 JY8 JY10 JYS7 JYS8 JYS10	DL3-2 DL3-3 DL3-4 DL3-6 DL3-8	-	3/EJB 3/EJBC 3/EJC 3S/EJB 3S/EJBC 3S/EJC	-
JF	FHLA	MJ25	-	-	-	-	-	-

Contactors & Overloads

Overload Relays



TeSys Model D

- Class 10A differential Bi-metallic thermal overload relay.

Part No.	For Use with Contactor LC1	Settings Range Amps
LRD05	D09 ... D38	0.63 ... 1.0
LRD06	D09 ... D38	1.0 ... 1.7
LRD07	D09 ... D38	1.6 ... 2.5
LRD08	D09 ... D38	2.5 ... 4.0
LRD10	D09 ... D38	4.0 ... 6.3
LRD12	D09 ... D38	5.5 ... 8.0
LRD14	D09 ... D38	7.0 ... 10.0
LRD16	D12 ... D38	9.0 ... 13.0
LRD21	D18 ... D38	12.0 ... 18.0
LRD22	D25 ... D38	16.0 ... 24.0
LRD32	D12 ... D38	23.0 ... 32.0
LRD35	D32 + D38	30.0 ... 38.0
LRD340	D40A ... D65A	30.0 ... 40.0
LRD350	D40A ... D65A	37.0 ... 50.0
LRD365	D50A ... D65A	48.0 ... 65.0
LRD3322	D80 + D95	17.0 ... 25.0
LRD3353	D80 + D95	23.0 ... 32.0
LRD3355	D80 + D95	30.0 ... 40.0
LRD3357	D80 + D95	37.0 ... 50.0
LRD3359	D80 + D95	48.0 ... 65.0
LRD3361	D80 + D95	55.0 ... 70.0
LRD3363	D80 + D95	63.0 ... 80.0
LRD3365	D80 + D95	80.0 ... 104.0

TeSys Model K

- Class 10A differential Bi-metallic thermal overload relay.

Part No.	Settings Range Amps
LR2K0303	0.23 ... 0.36
LR2K0304	0.36 ... 0.54
LR2K03058	0.54 ... 0.8
LR2K0306	0.8 ... 1.2
LR2K0307	1.2 ... 1.8
LR2K0308	1.8 ... 2.6
LR2K0310	2.6 ... 65.0
LR2K0312	3.7 ... 70.0
LR2K0314	5.5 ... 80.0
LR2K0316	8.0 ... 104.0

LRD Accessories

- Separate Mounting Base for overload relays.

Part No.	Contacts
LAD7B106	LRD01 ... LRD35
LAD73064	LRD33**

Contactors



TeSys Model K Contactors

3 Pole 6-12A/AC3 (Control coils included)
See table below for AC coil or DC coil suffix.

Part No.	3Ph/400V (kW)	AC-3 (A)	Auxiliary	
			NO	NC
LC1K0601**	2.2	6	-	1
LC1K0610**	2.2	6	1	-
LC1K0901**	4	9	-	1
LC1K0910**	4	9	1	-
LC1K1201**	5.5	12	-	1
LC1K1210**	5.5	12	1	-

K-Range Auxillary Blocks



Part No.	Contacts
LA1KN11	1 NO + 1 NC
LA1KN20	2 NO
LA1KN22	2 NO + 2 NC

TeSys Model D Contactors

3 Pole 9-150A/AC3 (Control coils included)
See table below for AC coil or DC coil suffix.

Part No.	3Ph/400V (kW)	AC-3 (A)	Auxiliary	
			NO	NC
LC1D09**	4	9	1	1
LC1D12**	5.5	12	1	1
LC1D18**	7.5	18	1	1
LC1D25**	11	25	1	1
LC1D32**	15	32	1	1
LC1D38**	18.5	38	1	1
LC1D40A	18.5	40	1	1
LC1D50A	22	50	1	1
LC1D65A	30	65	1	1
LC1D80**	37	80	1	1
LC1D95**	45	95	1	1
LC1D115**	55	115	1	1
LC1D150**	75	150	1	1

D-Range Auxillary Blocks



Part No.	Contacts
LADN01	1 NC
LADN10	1 NO
LADN22	2 NO + 2 NC
LADN40	4 NO
LADN04	4 NC

Coil Voltages - Add the suffix below to the contactor reference to specify control voltage required.

Coil Ref (Last 2 Digits)	12	24	42	48	110	230	380	400
AC Supply	J7	B7	C7	E7	F7	P7	Q7	V7
DC Supply	JD	BD	FD					

TeSys GV2 Motor Circuit Breakers

GV2ME Thermal Magnetic Circuit Breakers

Part No.	400/415V (kW)	Current Settings
GV2ME01		0.1 - 0.16
GV2ME02	0.06	0.16 - 0.25
GV2ME03	0.09	0.25 - 0.4
GV2ME04	0.12	0.4 - 0.63
GV2ME05	0.25	0.63 - 1.0
GV2ME06	0.55	1.0 - 1.6
GV2ME07	0.75	1.6 - 2.5
GV2ME08	1.1	2.5 - 4.0
GV2ME10	2.2	4.0 - 6.3
GV2ME14	3.0	6.0 - 10.0
GV2ME14	4.0	6.0 - 10.0
GV2ME16	5.5	9.0 - 14.0
GV2ME20	7.5	13.0 - 18.0
GV2ME21	9.0	17.0 - 23.0
GV2ME22	11.0	20.0 - 25.0
GV2ME32	15.0	24.0 - 32.0

GV2P Thermal Magnetic Circuit Breakers

Part No.	400/415V (kW)	Current Settings
GV2P01		0.1 - 0.16
GV2P02	0.06	0.16 - 0.25
GV2P03	0.09	0.25 - 0.4
GV2P04	0.12	0.4 - 0.63
GV2P05	0.25	0.63 - 1.0
GV2P06	0.55	1.0 - 1.6
GV2P07	0.75	1.6 - 2.5
GV2P08	1.1	2.5 - 4.0
GV2P10	2.2	4.0 - 6.3
GV2P14	3.0	6.0 - 10.0
GV2P20	7.5	13.0 - 18.0
GV2P21	9.0	17.0 - 23.0
GV2P22	11.0	20.0 - 25.0
GV2P32	15.0	24.0 - 32.0
GV3P40	18.5	30.0 - 40.0
GV3P50	22.0	37.0 - 50.0
GV3P65	30.0	48.0 - 65.0



GV2 Auxilliary Blocks

Part No.	Types of Contacts	Position	Maximum No. Possible
GVAE1	1 NO or 1 NC (rev)	Front	1
GVAE11	1 NO & 1 NC	Front	1
GVAN11	1 NO & 1 NC	Side (LH)	2
GVAN20	1 NO & 1 NC	Side (LH)	2

TeSys Model D DOL Starters



- IP65 DOL Polycarbonate Non-Reversing Starters.

Part No.	3Ph/400V (kW)	AC-3 (A)	Standard Voltages		
			110V	230V	400V
LE1D09**	4	9	F7	P7	V7
LE1D12**	5.5	12	F7	P7	V7
LE1D18**	7.5	18	F7	P7	V7
LE1D25**	11	25	F7	P7	V7
LE1D35**	15	35	F7	P7	V7

Thermal Overload LRD** must be ordered separately.




IP65 Emergency Stop Stations

- Grey base with yellow lid.

Part No.	Description	Contact
XALK178	1 Red Mushroom Head Pushbutton 40mm dia Latching Twist to Release	1 NC
XALK188	1 Red Mushroom Head Pushbutton 40mm dia Latching Turn Key to Release	1 NC

Pilot Devices - Harmony Style 4 (Metal)



Complete Pushbuttons & Switches with Chromium Plated Metal Bezel

Part No.	Description	NO	NC
XB4BA21	(ZB4BZ101 + ZB4BA2) Black Pushbutton Head	1	-
XB4BA31	(ZB4BZ101 + ZB4BA3) Green Pushbutton Head	1	-
XB4BA42	(ZB4BZ102 + ZB4BA4) Red Pushbutton Head	-	1
XB4BA51	(ZB4BZ101 + ZB4BA5) Orange Pushbutton Head	1	-
XB4BA61	(ZB4BZ101 + ZB4BA6) Blue Pushbutton Head	1	-
XB4BD21	(ZB4BZ101 + ZB4BD2) 2 Position Stay Put Selector Switch	1	-
XB4BD25	(ZB4BZ105 + ZB4BD2) 2 Position Stay Put Selector Switch	1	1
XB4BD33	(ZB4BZ103 + ZB4BD3) 3 Position Stay Put Selector Switch	2	-
XB4BG21	(ZB4BZ101 + ZB4BG4) 2 Position Stay Put Key Switch	1	-
XB4BP31	(ZB4BZ101 + ZB4BP3) Green Pushbutton with Silicone Boot	1	-
XB4BP42	(ZB4BZ102 + ZB4BP4) Red Pushbutton with Silicone Boot	-	1
XB4BS9442	(ZB4BZ102 + ZB4BS944) Key Release 40mm E Stop	-	1
XB4BS8442	(ZB4BZ102 + ZB4BS844) Twist Release 40mm E Stop	-	1



Pilot Lights with Metal Bezel

Part No.	Description
XB4BVM1	(ZB4BVM1 + ZB4BV013) White 230V AC LED Pilot Light
XB4BVM3	(ZB4BVM3 + ZB4BV033) Green 230V AC LED Pilot Light
XB4BVM4	(ZB4BVM4 + ZB4BV043) Red 230V AC LED Pilot Light
XB4BVM5	(ZB4BVM5 + ZB4BV053) Orange 230V AC LED Pilot Light
XB4BVM6	(ZB4BVM6 + ZB4BV063) Blue 230V AC LED Pilot Light
XB4BVB1	(ZB4BVB1 + ZB4BV013) White 24V AC/DC LED Pilot Light
XB4BVB3	(ZB4BVB3 + ZB4BV033) Green 24V AC/DC LED Pilot Light
XB4BVB4	(ZB4BVB4 + ZB4BV043) Red 24V AC/DC LED Pilot Light
XB4BVB5	(ZB4BVB5 + ZB4BV053) Orange 24V AC/DC LED Pilot Light
XB4BV61	(ZB4BV6 + ZB4BV01) White Direct Supply AC BA9 Pilot Light
XB4BV63	(ZB4BV6 + ZB4BV03) Green Direct Supply AC BA9 Pilot Light
XB4BV64	(ZB4BV6 + ZB4BV04) Red Direct Supply AC BA9 Pilot Light
XB4BV65	(ZB4BV6 + ZB4BV05) Orange Direct Supply AC BA9 Pilot Light

Industrial Plugs & Sockets

Plugs & Sockets



Rated Current (A)	Rated Voltage (V)	Pin Config	IP44 App Inlet Part No.	IP44 In-line Plugs Part No.	IP44 In-line Sockets Part No.	IP44 Surface Sockets Part No.	IP44 Panel Sockets Part No.	IP67 In-line Plugs Part No.	IP67 In-line Sockets Part No.	IP67 Surface Sockets Part No.	IP67 Panel Sockets Part No.
16A	110	2P + E	-	IP163F	IS163F	ISS163F	IPS163F	IPW163F	ISW163F	ISSW163F	IPSW163F
16A	230	2P + E	IAP163P	IP163P	IS163P	ISS163P	IPS163P	IPW163P	ISW163P	ISSW163P	IPSW163P
16A	415	3P + E	-	IP164N	IS164N	ISS164N	-	IPW164N	ISW164N	ISSW164N	IPSW164N
16A	415	3P + N + E	IAP165N (400V)	IP165N	IS165N	ISS165N	-	IPW165N	ISW165N	ISSW165N	IPSW165N
32A	110	2P + E	-	IP323F	IS323F	ISS323F	-	IPW323F	ISW323F	ISSW323F	IPSW323F
32A	230	2P + E	IAP323P	IP323P	IS323P	ISS323P	-	IPW323P	ISW323P	ISSW323P	IPSW323P
32A	415	3P + E	-	IP324N	IS324N	ISS324N	-	IPW324N	ISW324N	ISSW324N	IPSW324N
32A	415	3P + N + E	IAP325N (400V)	IP325N	IS325N	ISS325N	-	IPW325N	ISW325N	ISSW325N	IPSW325N
63A	230	2P + E	-	-	-	-	-	IPW633P	ISW633P	ISSW633P	IPSW633P
63A	415	3P + E	-	-	-	-	-	IPW634N	ISW634N	ISSW634N	IPSW634N
63A	415	3P + N + E	-	-	-	-	-	IPW635N	ISW635N	ISSW635N	IPSW635N
125A	230	2P + E	-	-	-	-	-	IPW1253P	ISW1253P	ISSW1253P	IPSW1253P
125A	415	3P + N + E	-	-	-	-	-	IPW1255N	ISW1255N	ISSW1255N	IPSW1255N



Rated Current (A)	Rated Voltage (V)	Pin Config	Earth Pin Position	IP44 Switched Interlocked Sockets Part No.	IP65 RCCB Protected Switched Interlocked Sockets Part No.	IP67 Switched Interlocked Sockets (With Key) Part No.	IP67 Weatherproof Switched Interlocked Sockets Part No.
16A	230	2P + E	6h	SIS163PK	SISRW163P	SISW163PF	ISW163P
16A	415	3P + E	6h	-	-	SISW164VF (400V)	-
16A	415	3P + N + E	6h	SIS165VK	SISRW165V (400V)	SISW165VF (400V)	ISW165N
16A	230	2P + E	6h	-	SISRW323P	SISW323PF	ISW323P
32A	415	3P + E	6h	-	-	SISW324VF (400V)	-
32A	415	3P + N + E	6h	SIS325VK	SISRW325V (400V)	SISW325VF (400V)	ISW325N

Configurable Switched Interlocked Sockets

Europa now offer flexible solutions on a range of enclosures with switched interlocked sockets & RCD's.

Empty Industrial Socket Enclosure

- IP65
- 4 Cable inlets: M25 / M32 top, bottom and side entry
- Compact size with spirit level



Part No.	Description
74.175	Single Socket Back Box w/ Din Rail & Window
74.176	Double Socket Back Box w/ Din Rail & Window
SISKEY	Spare Keys

Empty Industrial Socket Enclosure

- IP67
- Compact Size
- Manufactured from self-extinguishing & shock resistant thermoplastic (IK08)



Part No.	Voltage	Ampage	No. of Poles
73.240	230V	16A	2P+E
73.260	230V	32A	2P+E
73.245	400V	16A	3P+N+E
73.265	400V	32A	3P+N+E

RCCB 2 + 4 Pole 10kA

- Type AC



Part No.	Description
EUR125.30/2	2 Pole 25A 30mA Trip
EUR140.30/2	2 Pole 40A 30mA Trip
EUR125.30/4	4 Pole 25A 30mA Trip
EUR140.30/4	4 Pole 40A 30mA Trip

RCBO C - Curve 2 Pole 6kA

- Type A



Part No.	Description
EUBLMC16C30A	16A 30mA Trip 2 Pole
EUBLMC40C30A	40A 30mA Trip 2 Pole

Industrial Plugs & Sockets

GEWISS

IEC
309 HP
High Performance

Plugs

Screw Terminal Part No.	Quick Wiring Part No.	Amps	Volts	Poles
IP44				
GW60001H	GW60001FH	16	110	2P+E
GW60012H	GW60012FH	32	110	2P+E
GW60004H	GW60004FH	16	230	2P+E
GW60015H	GW60015FH	32	230	2P+E
GW60008H	GW60008FH	16	400	3P+E
GW60009H	GW60009FH	16	400	3P+N+E
GW60019H	GW60019FH	32	400	3P+E
GW60020H	GW60020FH	32	400	3P+N+E
IP66/67/68/69				
GW60023H	GW60023FH	16	110	2P+E
GW60034H	GW60034FH	32	110	2P+E
GW60024H	GW60024FH	16	230	2P+E
GW60037H	GW60037FH	32	230	2P+E
GW61048H	-	63	230	2P+E
GW60030H	GW60030FH	16	400	3P+E
GW60031H	GW60031FH	16	400	3P+N+E
GW60041H	GW60041FH	32	400	3P+E
GW60042H	GW60042FH	32	400	3P+N+E
GW61052H	-	63	400	3P+E
GW61053H	-	63	400	3P+N+E
GW60060H	-	125	400	3P+E
GW60061H	-	125	400	3P+N+E



Connectors

Screw Terminal Part No.	Quick Wiring Part No.	Amps	Volts	Poles
IP44				
GW62001H	GW62001FH	16	110	2P+E
GW62012H	GW62012FH	32	110	2P+E
GW62004H	GW62004FH	16	230	2P+E
GW62015H	GW62015FH	32	230	2P+E
GW62008H	GW62008FH	16	400	3P+E
GW62009H	GW62009FH	16	400	3P+N+E
GW62019H	GW62019FH	32	400	3P+E
GW62020H	GW62020FH	32	400	3P+N+E
IP66/67/68/69				
GW62023H	GW62023FH	16	110	2P+E
GW62034H	GW62034FH	32	110	2P+E
GW62026H	GW62026FH	16	230	2P+E
GW62037H	GW62037FH	32	230	2P+E
GW63048H	-	63	230	2P+E
GW62030H	GW62030FH	16	400	3P+E
GW62031H	GW62031FH	16	400	3P+N+E
GW62041H	GW62041FH	32	400	3P+E
GW62042H	GW62042FH	32	400	3P+N+E
GW63052H	-	63	400	3P+E
GW63053H	-	63	400	3P+N+E
GW62060H	-	125	400	3P+E
GW62061H	-	125	400	3P+N+E




10° Angled Panel Mounting Sockets - IP44

Screw Terminal Part No.	Quick Wiring Part No.	Amps	Volts	Poles
GW62201H	GW62201FH	16	110	2P+E
GW62213H	GW62213FH	32	110	2P+E
GW62205H	GW62205FH	16	230	2P+E
GW62216H	GW62216FH	32	230	2P+E
GW62209H	GW62209FH	16	400	3P+E
GW62210H	GW62210FH	16	400	3P+N+E
GW62220H	GW62220FH	32	400	3P+E
GW62221H	GW62221FH	32	400	3P+N+E



90° Angled Surface Mounting Sockets - IP44

IP44 Part No.	IP67 Part No.	Amps	Volts	Poles
GW62474	GW62496	16	110	2P+E
GW62485	GW62508	32	110	2P+E
GW62477	GW62499	16	230	2P+E
GW62488	GW62511	32	230	2P+E
GW62481	GW62504	16	400	3P+E
GW62482	GW62505	16	400	3P+N+E
GW62492	GW62515	32	400	3P+E
GW62493	GW62516	32	400	3P+N+E



Pre-Wired Combination Units

Now available:

Quick Q-DIN - Custom, assembled distribution boards on fast delivery!



Part No.	Sockets	Volts	Amps	Poles	Protection
Unswitched RCD Protected Sockets - IP65					
UK01436	1	230	16	2P+E	25A RCD 2P 30mA
UK01437	1	400	16	3P+E	25A RCD 4P 30mA
UK01438	1	400	16	3P+N+E	25A RCD 4P 30mA
UK01439	1	230	32	2P+E	40A RCD 2P 30mA
UK01440	1	400	32	3P+E	40A RCD 4P 30mA
UK01441	1	400	32	3P+N+E	40A RCD 4P 30mA
Switched Interlocked RCD or RCBO Protected Sockets - IP66					
UK01442	1	110	16	2P+E	16A RCBO 2P 30mA
UK01443	1	230	16	2P+E	25A RCD 2P 30mA
UK01444	1	400	16	3P+E	25A RCD 4P 30mA
UK01445	1	400	16	3P+N+E	25A RCD 4P 30mA
UK01446	1	110	32	2P+E	32A RCBO 2P 30mA
UK01447	1	230	32	2P+E	40A RCD 2P 30mA
UK01448	1	400	32	3P+E	40A RCD 4P 30mA
UK01449	1	400	32	3P+N+E	40A RCD 4P 30mA


IB Range Switch Interlocked Sockets

System of industrial socket-outlets with interlock switch, for energy distribution in commercial and industrial places.

Part No.	Amps	Volts	Poles
Horizontal Interlocked Switched Sockets - IP44			
GW66001	16	110	2P+E
GW66012	32	110	2P+E
GW66004	16	230	3P+E
GW66015	32	230	3P+N+E
GW66008	16	400	2P+E
GW66009	16	400	2P+E
GW66019	32	400	3P+E
GW66020	32	400	3P+N+E
Horizontal Interlocked Switched Sockets - IP67			
GW66204N	16	230	2P+E
GW66215N	32	230	2P+E
GW66208N	16	400	3P+E
GW66209N	16	400	3P+N+E
GW66219N	32	400	3P+E
GW66220N	32	400	3P+N+E



Industrial Plugs & Sockets


Palazzoli
GROUP
**A** IP44 Multimax Plugs

Part No. 2P+E	Part No. 3P+E	Part No. 3P+N+E	Amps	Volts
PM16/1000FPB	700134	700144	16	110
PM16/1100FPB	700139	700149	16	230
700129	PM16/1500FPB	PM16/1800FPB	16	415
PM32/1000FPB	700234	700244	32	110
PM32/1100FPB	700239	700249	32	230
700229	PM32/1500FPB	PM32/1800FPB	32	415

B IP44 Multimax Connectors

Part No. 2P+E	Part No. 3P+E	Part No. 3P+N+E	Amps	Volts
PM16/2000FPB	720134	720144	16	110
PM16/2100FPB	720139	720149	16	230
720129	PM16/2500FPB	PM16/2800FPB	16	415
PM32/2000FPB	720234	720244	32	110
PM32/2100FPB	720239	720249	32	230
720229	PM32/2500FPB	PM32/2800FPB	32	415

C IP67 Multimax Plugs

Part No. 2P+E	Part No. 3P+E	Part No. 3P+N+E	Amps	Volts
710124	-	-	16	110
710126	-	-	16	230
-	710136	710146	16	415
710224	-	-	32	110
710226	-	-	32	230
-	710236	710246	32	415
710326	-	-	63	230
-	710336	710346	63	415
PM125/601*	-	-	125	230*
-	249538	249538	125	415

D IP67 Multimax Connectors

Part No. 2P+E	Part No. 3P+E	Part No. 3P+N+E	Amps	Volts
730124	-	-	16	110
730126	-	-	16	230
-	730136	730146	16	415
730224	-	-	32	110
730226	-	-	32	230
-	730236	730246	32	415
730326	-	-	63	230
-	730336	730346	63	415
PM125/801*	-	-	125	230*
-	349538	359538	125	415

* External Cable Clamp Entry

* External Cable Clamp Entry

E IP44 topTER Surface Mounted Sockets

Part No. 2P+E	Part No. 3P+E	Part No. 3P+N+E	Amps	Volts
508124	-	-	16	110
508126	-	-	16	230
-	508136	508136	16	415
508224	-	-	32	110
508226	-	-	32	230
-	508236	508236	32	415

F IP67 topTER Surface Mounted Sockets

Part No. 2P+E	Part No. 3P+E	Part No. 3P+N+E	Amps	Volts
509124	-	-	16	110
509126	-	-	16	230
-	509136	509146	16	415
509224	-	-	32	110
509226	-	-	32	230
-	509236	509246	32	415
509326	-	-	63	230
-	509336	509346	63	415

Custom Build

- We can design & manufacture custom power distribution systems.
- Designs tailored to meet clients technical specifications.
- Over 60 years experience.
- Compliant to relevant standards.
- Selection of construction materials & finishes available.
- Suitable for portable/temporary or fixed installations.

**G** IP44 topTER Switched Interlocked Sockets

Part No. 2P+E	Part No. 3P+E	Part No. 3P+N+E	Amps	Volts
PM16/3300NFPB	-	-	16	110
PM16/3301NFPB	-	-	16	230
-	PM16/3305NFPB	PM16/3308NFPB	16	415
PM32/3300NFPB	-	-	32	110
PM32/3301NFPB	-	-	32	230
-	PM32/3305NFPB	PM32/3308NFPB	32	415

Industrial Plugs & Sockets

Sockets - IP44

110V Part No.	230V Part No.	400V Part No.	Amps	Poles
Wall Mounted Socket, Screwless Connection Technique				
1719	1720	1721	16	3
-	1723	1724	16	4
-	1730	3331	16	5
Wall Mounted Socket				
100	101	102	16	3
103	104	105	16	4
109	110	111	16	5
1420	1421	1422	32	3
1423	1424	1425	32	4
1555	1556	1557	32	5
Panel Mounted Socket (Straight)				
1365	1366	1367	16	3
1388	1389	1390	16	4
1384	1386	1385	16	5
1394	1395	1396	32	3
1397	1398	1399	32	4
3449	3454	3451	32	5
Wall Mounted Socket				
7010A	7002A	-	16	3
5457A	5099A	5100A	16	4
5459A	5102A	5103A	16	5
5743A	5696A	-	32	3
5460A	5104A	5105A	32	4
5462A	5107A	5108A	32	5



Sockets - IP67

110V Part No.	230V Part No.	400V Part No.	Amps	Poles
Wall Mounted Socket, Screwless Connection Technique				
9104	9105	9106	16	3
9120	9121	9122	16	4
9140	9141	9142	16	5
9150	9151	9152	32	3
9170	9171	9172	32	4
9180	9181	9182	32	5
Wall Mounted Socket				
9300	9301	9302	16	3
9320	9321	9322	16	4
9340	9341	9342	16	5
9350	9351	9352	32	3
9370	9371	9372	32	4
9380	9381	9382	32	5
Panel Mounted Socket (Straight)				
217	218	219	16	3
220	221	222	16	4
226	227	228	16	5
229	230	231	32	3
232	233	234	32	4
238	239	240	32	5
Wall Mounted Socket				
7011A	7012A	-	16	3
-	5599A	5600A	16	4
-	5602A	5603A	16	5
5924A	5793A	-	32	3
-	5604A	5605A	32	4
-	5607A	5608A	32	5



Plugs - IP44

110V Part No.	230V Part No.	400V Part No.	Amps	Poles
Plug AM-TOP® Single part body, screw terminals.				
247	248	249	16	3
250	251	252	16	4
256	257	3	16	5
259	260	261	32	3
262	263	264	32	4
268	269	4	32	5
Plug PowerTOP® Xtra With rubberised grip area, for the toughest conditions.				
13101	13102	-	63	3
-	13105	13106	63	4
-	13111	13112	63	5



Connectors - IP44

110V Part No.	230V Part No.	400V Part No.	Amps	Poles
Connector AM-TOP® Single part body, screw terminals.				
509	510	511	16	3
512	513	514	16	4
518	519	5	16	5
521	522	523	32	3
524	525	526	32	4
530	531	6	32	5
Connector PowerTOP® Xtra With rubberised grip area, for the toughest conditions.				
14101	14102	-	63	3
-	14105	14106	63	4
-	14111	14112	63	5



Plugs - IP67

110V Part No.	230V Part No.	400V Part No.	Amps	Poles
Plug AM-TOP® Single part body, screw terminals.				
277	278	279	16	3
280	281	282	16	4
286	287	288	16	5
289	290	291	32	3
292	293	294	32	4
298	299	300	32	5
Plug PowerTOP® Xtra With rubberised grip area, for the toughest conditions.				
13201	13202	13203	63	3
13204	13205	13206	63	4
13210	13211	13212	63	5
13215	13216	-	125	3
13217	13218	13219	125	4
13223	13224	13225	125	5



Connectors - IP67

110V Part No.	230V Part No.	400V Part No.	Amps	Poles
Connector AM-TOP® Single part body, screw terminals.				
539	540	541	16	3
542	543	544	16	4
548	549	550	16	5
551	552	553	32	3
554	555	556	32	4
560	561	562	32	5
Connector PowerTOP® Xtra With rubberised grip area, for the toughest conditions.				
14201	14202	14203	63	3
14204	14205	14206	63	4
14210	14211	14212	63	5
14215	14216	-	125	3
14217	14218	14219	125	4
14223	14224	14225	125	5



Sockets & Combination Units

Wall Mounted Inlet - IP44

110V Part No.	230V Part No.	400V Part No.	Amps	Poles
Wall Mounted Inlet				
331	332	333	16	3
334	335	336	16	4
340	341	342	16	5
343	344	345	32	3
346	347	348	32	4
352	353	354	32	5



Panel Mounted Inlet - IP44

110V Part No.	230V Part No.	400V Part No.	Amps	Poles
Panel Mounted Inlet				
810	812	-	16	3
-	837	813	16	4
-	-	815	16	5
816	817	-	32	3
-	838	819	32	4
-	-	821	32	5



Wall Mounted Sockets

110V Part No.	230V Part No.	400V Part No.	Amps	Poles
A Wall Mounted Socket IP44 Protected by 1 RCD 30mA.				
7123	7125	-	16	3
-	-	7126	16	4
-	-	7312	16	5
7124	7469	-	32	3
-	-	7127	32	4
-	-	7313	32	5
B Wall Mounted Socket IP67 Protected by 1 RCD 30mA.				
-	7148	-	16	3
-	-	7149	16	4
-	-	7150	16	5
-	-	7127	32	4
-	-	7313	32	5
C Wall Mounted Socket IP67 Switched with mechanical DUO-interlock, protected by 1 RCD 30mA.				
7393	7245	-	16	3
-	-	7246	16	4
-	-	7247	16	5
7434	7470	-	32	3
-	-	7248	32	4
-	-	7249	32	5



A



B



C

Combination Units

110V Part No.	230V Part No.	400V Part No.	Amps	Poles
A AMAXX® Combination Unit IP67 Switched with mechanical DUO interlocked, protected by 1 RCD 30mA. MCB on request.				
921380	922452	-	16	3
-	-	922517	16	4
-	-	922453	16	5
922519	921442	-	32	3
-	-	922518	32	4
-	-	922218	32	5
B AMAXX® Combination Unit IP67 Protected by 1 RCD 30mA. MCB on request.				
920700	920649	-	16	3
-	-	920791	16	4
-	-	920278	16	5
-	921160	-	32	3
-	-	923296	32	4
-	-	921953	32	5
C AMAXX® Combination Unit IP67 Protected by 1 RCD 30mA. MCB on request.				
-	920666	-	63	3
-	-	920668	63	4
-	-	920670	63	5



A



B



C

Industrial Plugs & Sockets

Plugs

OPTIMA Series

SCREW
TERMINALS

Current	Poles	Volt	h	IP44/IP54	IP66/IP67/IP69
16A	2P+E	100-130	4	213.1630	218.1630
		200-250	6	213.1633	218.1633
	3P+E	380-415	6	213.1636	218.1636
	3P+N+E	346-415	6	213.1637	218.1637
32A	2P+E	100-130	4	213.3230	218.3230
		200-250	6	213.3233	218.3233
	3P+E	380-415	6	213.3236	218.3236
	3P+N+E	346-415	6	213.3237	218.3237
63A	2P+E	100-130	4	213.6330	218.6330
		200-250	6	213.6333	218.6333
	3P+E	380-415	6	213.6336	218.6336
	3P+N+E	346-415	6	213.6337	218.6337
125A	2P+E	100-130	4	-	218.12530
		200-250	6	-	218.12533
	3P+E	380-415	6	-	218.12536
	3P+N+E	346-415	6	-	218.12537

Connectors


OPTIMA Series

SCREW
TERMINALS

Current	Poles	Volt	h	IP44/IP54	IP66/IP67/IP69
16A	2P+E	100-130	4	313.1640	318.1640
		200-250	6	313.1643	318.1643
	3P+E	380-415	6	313.1646	318.1646
	3P+N+E	346-415	6	313.1647	318.1647
32A	2P+E	100-130	4	313.3240	318.3240
		200-250	6	313.3243	318.3243
	3P+E	380-415	6	313.3246	318.3246
	3P+N+E	346-415	6	313.3247	318.3247
63A	2P+E	100-130	4	313.6340	318.6340
		200-250	6	313.6343	318.6343
	3P+E	380-415	6	313.6346	318.6346
	3P+N+E	346-415	6	313.6347	318.6347
125A	2P+E	100-130	4	-	318.12540
		200-250	6	-	318.12543
	3P+E	380-415	6	-	318.12546
	3P+N+E	346-415	6	-	318.12547

Appliance Inlets

OPTIMA Series

SCREW
TERMINALS

Current	Poles	Volt	h	IP44/IP54	IP44/IP54
16A	2P+E	100-130	4	240.1690	243.1690
		200-250	6	240.1693	243.1693
	3P+E	380-415	6	240.1696	243.1696
	3P+N+E	346-415	6	240.1697	243.1697
32A	2P+E	100-130	4	240.3290	243.3290
		200-250	6	240.3293	243.3293
	3P+E	380-415	6	240.3296	243.3296
	3P+N+E	346-415	6	240.3297	243.3297

Surface Mounting Sockets

OPTIMA Series

SCREW
TERMINALS

Current	Poles	Volt	h	IP44/IP54	IP44/IP54
16A	2P+E	100-130	4	513.1650	518.1650T
		200-250	6	513.1653	518.1653T
	3P+E	380-415	6	513.1656	518.1656T
	3P+N+E	346-415	6	513.1657	518.1657T
32A	2P+E	100-130	4	513.3250	518.3250T
		200-250	6	513.3253	518.3253T
	3P+E	380-415	6	513.3256	518.3256T
	3P+N+E	346-415	6	513.3257	518.3257T

OPTIMA-TOP Series: Open threaded cable entry/reversible base. Cable gland provided.

Weatherproof Switches and Sockets

PROTECTA Series



Current	Poles	Description	IP66	IP66	IP66	IP66	IP66
10AX	SP	1G Two Way Switch With Neon	137.5211				
10AX	SP	2G Two Way Switch With Neon		137.5221			
13A		Spur Unit With Fuse And DP Switch			137.5410		
13A	2P+E	Single Unswitched Socket				137.6001	
13A	2P+E	Single DP Switchsocket				137.6022	
13A	2P+E	Double DP Switchsocket					137.6042
13A	2P+E	Double DP Switchsocket + RCD					137.6043

SP= Single Pole

DP= Double Pole

Industrial Plugs & Sockets

Mechanical Interlocked Sockets

OMNIA Series

ADVANCE2 Series



				RCD Protection (*)					
Current	Poles	Volt	h	IP44	IP66/IP67	IP44	IP66/IP67	IP44	IP66/IP67
16A	2P+E	100-130	4	500.1670	505.1670	560.1670	561.1670	567.1670-R	568.1670-RW
		200-250	6	500.1683	505.1683	560.1683	561.1683	567.1683-R	568.1683-RW
	3P+E	380-415	6	500.1686	505.1686	560.1686	561.1686	567.1686-R	568.1686-RW
	3P+N+E	346-415	6	500.1687	505.1687	560.1687	561.1687	567.1687-R	568.1687-RW
32A	2P+E	100-130	4	500.3270	505.3270	560.3270	561.3270	567.3270-R	568.3270-RW
		200-250	6	500.3283	505.3283	560.3283	561.3283	567.3283-R	568.3283-RW
	3P+E	380-415	6	500.3286	505.3286	560.3286	561.3286	567.3286-R	568.3286-RW
	3P+N+E	346-415	6	500.3287	505.3287	560.3287	561.3287	567.3287-R	568.3287-RW
63A	2P+E	100-130	4	-	-	-	-	-	568.6370-RW
		200-250	6	-	505.6383	-	-	-	568.6383-RW
	3P+E	380-415	6	-	505.6386	-	-	-	568.6386-RW
	3P+N+E	346-415	6	-	505.6387	-	-	-	568.6387-RW

(*) Protected by 1 RCD 30mA

Distribution Assemblies



1 Socket

2 Sockets

				RCD Protection (*)				
Current	Poles	Volt	h	IP44	IP66	IP66	IP44	IP66
16A	2P+E	110	4	632.1610-R	632.1610-RW		671.1620-R	671.1620-RW
		230	6	632.1613-R	632.1613-RW		671.1623-R	671.1623-RW
	3P+E	400	6	632.1616-R	632.1616-RW		671.1626-R	671.1626-RW
	3P+N+E	400	6	632.1631-R	632.1617-RW		671.1627-R	671.1627-RW
32A	2P+E	110	4				671.3220-R	671.3220-RW
		230	6				671.3223-R	671.3223-RW
	3P+E	400	6				671.3226-R	671.3226-RW
	3P+N+E	400	6				671.3227-R	671.3227-RW
63A	2P+E	110	4			671.6310-RW		
		230	6			671.6313-RW		
	3P+E	400	6			671.6316-RW		
	3P+N+E	400	6			671.6317-RW		

(*) Protected by 1 RCD 30mA

Switch Disconnectors

ISOLATORS Series



Bespoke Combination Units

Custom built and bespoke electrical distribution units designed and manufactured by SCAME-UK.

With over 20 years experience in the design of purpose built distribution units, SCAME-UK is able to offer a complete solution, manufactured in thermoplastic, rubber, HDPE and steel fabrication, whose quality is now further granted by ISO 9001 certification.



Current	Poles	IP65
20A	3P	590.EM2013
	3P+N	590.EM2015
40A	3P	590.EM4013
	3P+N	590.EM4015
63A	3P	590.EM6303
	3P+N	590.EM6305

Site Lighting

LED Non-Corrosive Fittings



- Dual Voltage 110V-240V.
- Supplied with integrated LED Tray.
- Daylight (5500k).
- High quality polycarbonate base and diffuser.
- Includes mounting brackets and polycarbonate clips.
- 100lm/W.
- IP65.
- Emergency fittings 3 hour run time.

Part No.	Wattage	Description
TRLED8010	20W	2ft Standard
TRLED8011	20W	2ft Emergency
TRLED8020	30W	5ft Standard
TRLED8021	30W	5ft Emergency
TRLED8015	40W	4ft Standard
TRLED8016	40W	4ft Emergency
TRLED8240	40W	5ft Standard
TRLED8241	40W	5ft Emergency

LED Plasterer Lights



- Site yellow polycarbonate body.
- Opal diffuser for an even spread of light.
- Metal frame.
- Supplied with fitted 16A 110V plug.
- Integrated driver.
- 2 x 16A 110V sockets on frame.
- Supplied with 5m of cable.
- 6300K Colour Temp.
- IP65.

Part No.	Wattage	Lumens	Description
P1000	20W	2000lm	2ft A-Frame
P1010	20W	2000lm	2ft Plasterers Light
P1020	30W	2500lm	5ft Plasterers Light

King Cobra 110V Tasklight



- Super bright LED.
- Durable aluminium die-cast housing & tempered glass diffuser.
- Rotate and swivel function.
- Single or twin head functions.
- 100° beam angle
- 75lm/W.
- 20,000 hours rated life.

Part No.	Wattage	Description	Plug	Lumens
S3100	10W	Single + Tripod	16A	1500lm
S3110	2x20W	Twin + Tripod	16A	2x1500lm
S3120	2x20W	Twin Upgrade Kit	16A	2x1500lm

King Cobra Rechargeable Tasklight



- Super bright LED - Daylight (5500K).
- Durable aluminium die-cast housing & tempered glass diffuser.
- Rotate and swivel function.
- Single or twin head functions.
- Supplied with mains charger.
- 100° beam angle.
- 75lm/W.
- 20,000 hours rated life.

Part No.	Wattage	Description	Work Time	Lumens
S3200	8W	Single + Tripod	3hr	600lm
S3210	2x8W	Twin + Tripod	3hr	2x600lm
S3220	2x8W	Twin Upgrade Kit	3hr	2x600lm

Cobra 110V Tasklight



- Super bright LED - Daylight (5500K).
- Durable aluminium die-cast housing.
- Tempered glass diffuser.
- Rotate and swivel function.
- Single or twin head options.
- 100° beam angle.
- 75lm/W.
- 20,000 hours rated life.

Part No.	Wattage	Description	Plug	Lumens
S3050	10W	Single	13A	750lm
S3070	2x10W	Twin	13A	2x750lm
S3080	2x20W	Twin	13A	2x1500lm

Brackenheath

Cobra Rechargeable Tasklight



- Super bright LED - Daylight (5500K).
- Durable aluminium die-cast housing & tempered glass diffuser.
- Rotate and swivel function.
- Single or twin head functions.
- Supplied with mains charger.
- 100° beam angle.
- 75lm/W.
- 20,000 hours rated life.

Part No.	Wattage	Description	Work Time	Lumens
S3150	8W	Single	3hr	600lm
S3170	2x8W	Twin	3hr	2x600lm
S3160	18W	Single	3hr	1200lm
S3180	2x18W	Twin	3hr	2x1200lm

Festoon Kits



- Complete 25m festoon kit includes 10 guards and lamps.
- Arctic grade 2.5mm cable.
- BC or ES lampholders.
- Lampholders spaced every 2m.
- 5m lead includes 16A plug.
- IP44.
- 110V.

Part No.	Wattage	Lamp Base	Cable Length	Lamp Type
SEFLLED8BC	8W	BC	25m	LED GLS
SEFLLED8ES	8W	ES	25m	LED GLS
SEFLKIT8BC	60W	BC	25m	GLS
SEFLKIT8ES	60W	ES	25m	GLS

Festoon Cables



- Festoon Cable in 100m length.
- Arctic grade 2.5mm cable.
- BC or ES lampholders.
- Lampholders spacing between 2-3m.
- IP44.
- 110V.

Part No.	Wattage	Lamp Base	Cable Length	No. of Lampholders
SEFL13E	60W Max	ES	100m	33
SEFL13B	60W Max	BC	100m	33

Lighting & Transformers

LED Task Lights



- Super Bright LED - Daylight.
- Die cast aluminium body with polycarbonate diffuser.
- Protective rubber trim.
- Foldaway ABS stand with carry handle.
- On/off switch on rear.

Part No.	Wattage	Lumens	Finish
S2010	36W	2400lm	Yellow
S2030	20W	1400lm	Green

LED Brick Bulkheads



- Dual voltage 110V - 230V.
- Aluminium base.
- Polycarbonate diffuser.
- Red or opal diffuser options.
- Integrated LED Chip Tray.
- 20mm conduit entry point.
- Suitable for mounting on BESA box.
- IP65.

Part No.	Wattage	Finish
B2010	8W	Opal Diffuser
B2020	8W	Red Diffuser

Site Extension Leads



Cable Reels

- Heavy duty tubular steel frame with carry handle.
- Two 16A outlet sockets.
- 25m cable length.
- 1.5mm cable thickness.

Extension Leads

- Extension leads utilise arctic cable.
- Fitted with plug and coupler.
- 14m cable length.
- Available with 1.5mm & 2.5mm cable thickness.
- IP44.

Part No.	Description	Voltage	Cable Size	Plug Rating
SE1010	10m Cassette	100-130V	1.25mm	16A
SE1020	15m Handbag	100-130V	1.25mm	16A
SE1030	25m Open Reel	100-130V	1.25mm	16A
SE1040	50m Open Reel	100-130V	1.25mm	16A
SE2010	25m O/Reel / 2 USB	220-240V	1.25mm	13A
SE2020	25m O/Reel / 2 USB	100-130V	1.25mm	16A
SE3010	14m Yellow	100-130V	1.5mm	16A
SE3020	14m Blue	220-240V	1.5mm	13A
SE3030	14m Yellow	100-130V	2.5mm	16A
SE3040	14m Blue	220-240V	2.5mm	13A
SE3050	25m Yellow H Frame	100-130V	1.5mm	16A
SE3060	25m Blue H Frame	220-240V	1.5mm	13A
SE3070	25m Yellow H Frame	100-130V	2.5mm	16A
SE3080	25m Blue H Frame	220-240V	2.5mm	13A
SE3090	14m Yellow H Frame	100-130V	2.5mm	32A
SE3100	14m Blue H Frame	220-240V	2.5mm	32A
SE3110	25m Yellow H Frame	100-130V	2.5mm	32A
SE3120	25m Blue H Frame	220-240V	2.5mm	32A

Portable Site Transformers



- Robust GRP case with carry handle.
- Step down from 230V to 110V CTE supply.
- Resettable thermal cut out.
- Supplied complete with 2m cable and 13A plug.
- IP44.

Part No.	Continuous Rating	Weight	Socket Outlets
1000/2/b	0.6kVA	12.5kg	2x16A
1500/2/b	0.9kVA	13kg	2x16A
3300/2/b	2.2kVA	17kg	2x16A
5000/3/b	2.8kVA	29kg	2x16A, 1x32A

Site Supply Transformers



- Heavy duty steel enclosure.
- Three phase 415V and single phase 230V input options.
- Step down to 110V CTE supply.
- IP44.
- Hard wired input.
- 16A and 32A socket outlets.
- MCB protected inout and output.
- 25mm conduit entries on both sides.

Part No.	Continuous Rating	Weight	Socket Outlets
10000/1PH	10kVA	61kg	4x16A, 2x32A
10000/3PH	10kVA	78kg	4x16A, 2x32A

Heating Controls

Programa^{stat}+ Heating Controls

- Connect from anywhere – Wi-Fi and 3/4G.
- Fully APP controlled.
- For use in commercial and domestic applications.
- 7 Day programmable timing.
- Easy set-up.
- Multi user availability.
- Manual override.



Part No.	Description
TRTWIFI	Wi-Fi Programmable Digital Room Thermostat

Part No.	Description
TRTD7N	Economy 7 Digital Timeswitch with Boost Control

Part No.	Description
TRTM7N	Economy 7 Analogue Timeswitch with Boost Control



Part No.	Description
TRT030N	Electronic Room Thermostat

Part No.	Description
TRT030DN	Digital Electronic Room Thermostat

Part No.	Description
TRT031N	Electronic Frost Thermostat with Tamper Proof Cover

Part No.	Description
TRT032N	Tamper Proof Room Thermostat



Part No.	Description
TRT033N	Digital Room Thermostat

Part No.	Description
TRT034N	7 Day Digital Programmer – 1 Channel

Part No.	Description
TRT035N	7 Day Programmable Room Thermostat with Frost Protection

Part No.	Description
TRT036N	7 Day Digital Heating Programmer – 2 Channel



Part No.	Description
TRT038N	7 Day Digital Heating Programmer – 3 Channel

Part No.	Description
TRT039N	7 Day Digital Heating Programmer – 4 Channel

Part No.	Description
TRT037N	Wireless 7 Day Programmable Room Thermostat


Part No.	Description
TRT047N	Wireless Digital Room Thermostat with Night Set Back



Part No.	Description
TRT044	Cylinder/Pipe Thermostat

Part No.	Description
TRT049N	Wiring Centre Box

Part No.	Description
TRT05	Electronic Plug-in Thermostat with 24 Hour Time Control



Sensors & Switches

Ceiling Flush-Mounted PIR Occupancy Switches



- Ideal for false or plasterboard ceilings.
- Adjustable time lag settings & photocell.
- Switches up to:
2A (500W) of LED lamps & fittings
6A (1500W) of resistive or fluorescent load.
- Comes with 2m cable for easy installation.

Part No.	Description
CEFL PIR	PIR Switch with Presence Detection
CEFL PIR SEALED	PIR Switch - Splashproof Version
CEFL PIR 10A	PIR Switch - Up To 10 Amp Load

Ceiling Flush-Mounted PIR Absence Detection Switch



- Ideal for false or plasterboard ceilings.
- Adjustable time lag settings & photocell.
- Switches up to:
2A (500W) of LED lamps & fittings
6A (1500W) of resistive or fluorescent load.
- Comes with 2m cable for easy installation.

Part No.	Description
CEFLA PIR	Ceiling Flush Mount PIR Switch - Absence Detection Requires Momentary (Retractive) Wall Switch - Not Supplied

Ceiling Surface-Mounted PIR Occupancy Switches (Square)



- Ideal for solid ceilings.
- Can be mounted on a square pattress box.
- Adjustable time lag settings & photocell.
- Switches up to:
2A (500W) of LED lamps & fittings
6A (1500W) of resistive or fluorescent load.

Part No.	Description
CESF PIR	Ceiling Surface Mount PIR Switch
CESF PIR IP66	Ceiling Surface Mount PIR Switch - IP66 Rated Version (Not Illustrated)

Ceiling Surface-Mounted PIR Occupancy Switch (Round)



- Ideal for solid ceilings.
- Can be mounted directly on solid ceilings or on a range of different mounting boxes.
- Adjustable time lag settings & photocell.
- Switches up to:
2A (500W) of LED lamps & fittings
6A (1500W) of resistive or fluorescent load.

Part No.	Description
CESR PIR	Ceiling Surface Mount PIR Switch


Ceiling Plug-in PIR Occupancy Switch



- Ideal for solid ceilings.
- Plugs into ceiling socket CESO SQ or CESO (see below).
- Adjustable time lag settings & photocell.
- Switches up to:
2A (500W) of LED lamps & fittings
6A (1500W) of resistive or fluorescent load.

Part No.	Description
CELO	Ceiling Plug-in PIR Switch

Ceiling Plug-in Directional PIR Occupancy Switches



- Directional detection - can be rotated and lowered to a 45° angle.
- Plug into ceiling socket CESO (see below).
- Adjustable time lag settings & photocell.
- Switches up to:
2A (500W) of LED lamps & fittings
6A (1500W) of resistive or fluorescent load.

Part No.	Description
CEDR 6P	Standard Directional PIR Switch - up to 10m Detection Range
CEDR 6PLR	Long Range Directional PIR Switch - up to 25m Detection Range

Ceiling Sockets for DANLERS Plug-in Controls



- CESO: Round socket suitable for mounting on a ceiling mounted BESA box.
- CESO SQ: Square socket suitable for mounting on ceiling pattress box.

Part No.	Description
CESO	Round Ceiling Socket
CESO SQ	Square Ceiling Socket

Wall Mounted PIR Occupancy Switches



- Adjustable time lag settings & photocell.
- Switches up to:
2A (500W) of LED lamps & fittings
6A (1500W) of resistive or fluorescent load.
- WACE PIR: 3-wire (neutral required) Ideal for wall or ceiling mounting.
- WAPIR: 2-wire (no neutral required) Ideal for wall mounting. Manual override off button.

Part No.	Description
WACE PIR	Wall or Ceiling Mount PIR Switch, 3-Wire
WAPIR	Wall Mount PIR Switch, 2-Wire

Microwave Presence Detection Switches



- With weatherproof enclosure - IP67 rated.
- Adjustable time lag and sensitivity settings.
- DAMW6A IP67 switches up to:
2A (500W) of LED lamps & fittings
6A (1500W) of resistive or fluorescent load.
- DAMW2A IP67 switches up to 2A (500W).

Part No.	Description
DAMW6A IP67	Microwave Switch - 6A Version
DAMW2A IP67	Microwave Switch - 2A Version

Sensors & Switches

Compact Person Detector Switch



- Ideal for all night security - switches lights on when somebody is detected and off when nobody has been detected for a chosen period.
- Ideal for outdoor mounting.
- Photocell may be adjusted so lights do not turn on during daylight.
- Compact IP66 rated polycarbonate moulding.
- Switches up to:
2A (500W) of LED lamps & fittings
6A (1500W) of resistive or fluorescent load.

Part No.	Description
COPD	Compact Person Detector Switch

Twilight Switch



- Ideal for all night security - switches lights on at dusk and off at dawn.
- Ideal for outdoor mounting.
- Photocell may be adjusted so lights do not turn on during daylight.
- Compact IP66 rated polycarbonate moulding.
- Switches up to:
2A (500W) of LED lamps & fittings
6A (1500W) of resistive or fluorescent load.

Part No.	Description
TWSW	Twilight Switch


Plated Time Lag Switches



- Ideal for replacing an existing wall switch.
- 2-wire - no neutral required.
- Adjustable time lag (1-10 minutes).
- Switches up to:
2A (500W) of LED lamps & fittings
6A (1500W) of resistive or fluorescent load.
- TLSW 10ILM has illuminated push button for easy location in the dark.
- Minimum load: 40W resistive.

Part No.	Description
TLSW 10	Time Lag Switch, 2-Wire
TLSW 10 ILM	Time Lag Switch with Illuminated Push Button, 2-Wire

Grid Time Lag Switches



- Suitable for MK Grid Plus.
- 2-wire - no neutral required.
- Adjustable time lag (1-120 minutes).
- Switches up to:
2A (500W) of LED lamps & fittings
6A (1500W) of resistive or fluorescent load.
- GRTL MK ILM has illuminated push button for easy location in the dark.
- Other options for Crabtree grid and Eurodata plates available.
- Minimum load: 40W resistive.

Part No.	Description
GRTL MK	Grid Time Lag Switch, 2-Wire
GRTL MK ILM	Grid Time Lag Switch with Illuminated Push Button, 2-Wire

Push LED Dimmer Switch Module - Leading Edge



- Suitable for retrofitting onto existing plates.
- Adjustable spindle control to specify minimum dim level - helps minimise lamp instability.
- Compatible with many LED lamps and fittings.
- Push On, Push Off, with rotary dimming control.
- Can be used in 1 or 2 way switching circuits.

Part No.	Description
DPD LED	LED Dimmer Switch Module

Exterior Time Lag Switch



- Designed to switch heating or other loads, ON, and then to switch them OFF automatically after the set time lag has elapsed.
- Illuminated touch area for easy location in the dark.
- IP66 rated polycarbonate moulding.
- Switches up to 16A (4000W) of quartz heaters, or 12A (3000W) fluorescent load.
- Adjustable time lag (2 - 20 minutes).

Part No.	Description
EXTLSW 16A	Exterior Time Lag Switch - 16 Amp

Quiet Grid Dimmer Switch Modules - Trailing Edge



- Suitable for most mains dimmable LED lamps and fittings and mains halogen lamps.
- Loading: 40-400W Resistive, mains halogen or dimmable electronic transformer loads.
- Loading: 10-200W LED lamps and fittings (varies according LED driver manufacture).
- Lights can be switched and dimmed from several locations using matching slaves.

Part No.	Description
DQDGD MK 400W	Quiet Grid Dimmer Module - Suitable for MK Grid Plus
DQDGD CB 400W	Quiet Grid Dimmer Module - Suitable for Crabtree Grid
DQDGD EU 400W	Quiet Grid Dimmer Module - Suitable for Eurodata Plates

Plated Push LED Dimmer Switch - Leading Edge



- Adjustable spindle control to specify minimum dim level - helps minimise lamp instability.
- Compatible with many LED lamps and fittings.
- Push On, Push Off, with rotary dimming control.
- Can be used in 1 or 2 way switching circuits.

Part No.	Description
DP1D LED	1 Gang LED Dimmer Switch

Load Resistor



- Suitable for eliminating lamp instability and flicker when dimming non-resistive loads such as mains dimmable LED lamps and fittings.
- Can be passed through a 63mm diameter cut out.

Part No.	Description
RESLOADE	Load Resistor

Timers & PIRs



Touch Timers



With the reliability of a fully electronic unit, with no mechanical moving parts, it has all the features of the Elkay pushbutton timer unit with the additional benefit of tactile, feather light touch activation.

Variable timing selection, a backlit blue neon indicator ring and automatic reset are all part of this feature-packed device. It is also suitable for multi-way applications thanks to 2 wire, 3 wire and slave switch options.

Part No.	Description	Rating	Timing Range
2235A-1	3 Wire Touch Timer	16A	2min - 2hr
360A-1	2 Wire Touch Timer	16A	2min - 2hr
360A-3	Slave Unit	16A	-

PIR Timers



The PIR timer is a fully automatic device which controls various power loads through the detection of body heat.

Activated by the detection of infra-red heat, the lighting or power source will then stay on for a preset period of time. If infra-red heat is no longer detected, the time period will elapse and the load will be switched off.

An internal light sensor will keep the lighting switched off when sufficient ambient light is available, further increasing the energy saving potential of the pirtimer. The unit also has an override switch on the faceplate.

Part No.	Description	Rating	Timing Range
370A-1	3 Wire PIR Timer	16A	2 min - 1hr
376A-1	2 Wire PIR Timer	16A	2 min - 1hr
376A-3	Slave Unit	16A	-

Ceiling Mounted PIR



This PIR timer unit has been designed for ceiling mounting and includes spring fixing arms for quick and easy installation. This compact unit, once installed, sits flush mounted in the ceiling.

The ceiling mount PIR is activated by the detection of moving body heat and has the added feature of a red indicator LED to signify when the timing has been re-triggered and the unit is in its final minute of operation.

An internal light sensor will keep the lighting switched off when sufficient ambient light is available.

Part No.	Description	Rating	Timing Range
374B-1	Ceiling Mounted PIR	10A	2 min - 1hr

Pneumatic Timers



The Columbus® timer is an easy to fit and cost effective way of automatically turning lighting off after a set period of time. Pushing the button activates the time delay, which can be set at installation anywhere between 5 seconds to 5 minutes.

The unit has normally open or change over contacts as standard and can be fitted to existing single gang switches, making it a perfect low cost energy saving solution in areas such as stairways and storerooms.

Part No.	Description	Rating	Timing Range
400A	Columbus Timer	3-6A	5 sec - 5 min
400A-3	Columbus Timer (Extra Contacts)	3-6A	5 sec - 5 min

Timers & PIRs



Columbus Electronic Timer



Columbus® Electronic Timer is an easy to fit and cost effective way of automatically turning lighting off after a set period of time. Pushing the button switches the switch and activates the time delay, which can be set at installation anywhere between 20 seconds and 25 minutes.

The unit can be fitted to existing single gang switches, making it a perfect low cost energy saving solution in areas such as stairways, corridors and storerooms. Very popular with people who have difficulty in operating switches due to the ease of switch operation..

Part No.	Description	Rating	Timing Range
400E	Columbus Electronic Timer	2A	20 sec - 25 min

Microwave Timer



The 380A-1 Microwave Timer is a high performance presence detector with built in Lux level and sensitivity adjustment. The unit sends out a high frequency sound wave over a range of up to 30 metres and is switched ON by changes to the sound wave caused by movement within the detection zone. With no changes to the sound wave, the unit will switch OFF after the adjustable time period has elapsed.

The sensor has Lux level adjustment, measures the ambient light levels and prevents the lighting being switched ON when there is sufficient light in the room. It also has a sensitivity range adjustment pot.

Part No.	Description	Rating	Timing Range
380A-1	3 Wire Microwave Timer	16A	2 min - 2hr

Pushbutton Timers



The Energyoutdoor Pushbutton timer provides an electronic time delay switch for lighting and other power uses in outdoor environments.

Ideal for use in driveways, gardens and patio areas. This easy to fit and highly cost effective unit offers energy saving functionality by timing lighting and power sources off to avoid unnecessary power usage.

Featuring a backlit blue neon indicator ring to aid location in the dark.

The unit is supplied with a surface mounted back box with five knockouts, mounting screws and screw cover seals.

Part No.	Description	Rating	Timing Range
550A-1	3 Wire Pushbutton Timer	16A	2 min - 2 hr
550A-5	Slave Unit	16A	-

Timers

Fused Spur Switch - with 'Boost'



- Easy to program.
- Front entry cable.
- Will fit 25-47mm backboxes.
- Slim design - has 12.5mm frame to allow fitting into 25mm back box.

Part No.	Description
T206-C	Fused Spur Unit with countdown Timer

Fused Timer Spur Switch - 7 Day



- Easy to program.
- Front entry cable.
- Bright LED 'On' indicator.
- Slim design - has 12.5mm frame to allow fitting into 25mm back box.

Part No.	Description
T205-C	Fused Spur 7 Day

Socket Box Timers Mechanical Timers



- Ideal for most heating applications.
- Timer 'On' status indicator.
- Fits a 35mm dual appliance socket box should you require to mount next to a fused spur or socket outlet.
- T108A-C is suitable for discharge lighting applications.
- All products are clammed for ease of display.
- 1 Year Warranty.

Part No.	Description
T100A-C	24hr Mechanical Timer
T101A-C	7 Day Mechanical Timer
T105A-C	7 Day Electronic Timer with 150hr battery backup
T108A-C	7 Day Electronic Timer

Immersion & Dual Tariff Timers Mechanical Timers



- Timer 'On' status indicator.
- All products are clammed for ease of display.
- 1 Year Warranty.

Part No.	Description
T102A-C	24hr Mechanical Timer
T104A-C	7 Day Mechanical Timer

Electronic Timers



- Timer 'On' status indicator.
- All products are clammed for ease of display.
- 1 Year Warranty.

Part No.	Description
T106A-C	7 Day/24hr Electronic Timer with 150hr battery backup

Dual Tariff Boost Timer



- Timer 'On' status indicator.
- All products are clammed for ease of display.
- 1 Year Warranty.

Part No.	Description
T109-C	16A Dual Tariff Boost Timer, 15-120 minute boost facility, Anti-tamper timer cover

Plug-In Timers

Electronic Plug-In



- Manual override.
- All products are clammed for ease of display.
- 1 Year Warranty.

Part No.	Description
T17B-C	7 Day Electronic Plug-In Timer/Adaptor


Mechanical Plug-In



- Manual override.
- All products are clammed for ease of display.
- 1 Year Warranty.

Part No.	Description
T73A-C	24hr Mechanical Plug-In Timer/Adaptor

Timer Socket Mechanical Timers



- On/off/timed selector.
- Power consumption 0.9W.
- Operation temperature -50C to +400C.
- 1 Year Warranty.

Part No.	Description
TS70A-C	24hr Mechanically 13A Timer Socket

Din Rail Mounting Timer

Digital Compact



- For use in control panels.
- Volt free contact.
- 6 ON + 6 OFF programmes.
- Din rail mounted.
- 100 hour battery back up.
- 1 Year Warranty.

Part No.	Description
T80-C	Din Rail Mounting Timer with 7 day or 24hr programming

Wall Switch Timer - 7 Day

Wall Switch Security Timer

- Replaces the existing light switch - either 1 way or 2 way circuit.
- Daily/Weekly/Weekday/Weekend programmes available.
- Will still operate as a manual switch.
- 1 Year Warranty.



Part No.	Description
T405-C	Wall Switch Security Timer with 24hr Battery Backup

Sangamo RPTS

SANGAMO

Round Pattern Time Switch

Sangamo have manufactured the renowned RPTS from their Port Glasgow factory since 1951, having sold over 11 million switches and counting. These 20A switches are famous for their high capacity, quality and reliability and are backed by a five-year guarantee.

Q550 Standard

- 20A rated 24 hour SPST time switch.
- 100 hour battery reserve.
- Fixed time switching with 2 or 3 on/off periods per day.
- Day omit dial.
- Temporary Override (manual button).



Part No.	Description
Q554.2	3-pin with 2 on/off operations, Day Omit skips ON operation
Q554.3	3-pin with 3 on/off operations, Day Omit skips ON operation
Q555.2	4-pin with 2 on/off operations, Day Omit skips ON operation
Q555.3	4-pin with 3 on/off operations, Day Omit skips ON operation
Variants	
Q557.2	As Q555.2 but Day Omit skips OFF operation
Q557.3	As Q555.3 but Day Omit skips OFF operation
Q559.2	As Q555.2 with Early OFF on a select day
Q563.2	As Q555.2 but 10/20A SPDT Changeover
Q563.3	As Q555.3 but 10/20A SPDT Changeover
Q586.2	As Q555.2 with Early ON on a select day

Q550 Astro

- Automatically adjusts its self to sunset and sunrise times without need for a sensor.
- 20A rated 24 hour SPST time switch.
- 100 hour battery reserve.
- Up to 3,600W of LED lighting.
- Find your correct Zone below.



S250 Standard

- 20A rated 24 hour SPST time switch.
- Fixed time switching with 2 or 3 on/off periods per day.
- Day omit dial.
- Temporary Override (manual button).



Part No.	Description
S254.2	3-pin with 2 on/off operations, Day Omit skips ON operation
S254.3	3-pin with 3 on/off operations, Day Omit skips ON operation
S255.2	4-pin with 2 on/off operations, Day Omit skips ON operation
S255.3	4-pin with 3 on/off operations, Day Omit skips ON operation

E850 Digital

- 20A rated 7 day SPST time switch.
- The same RPTS quality in a digital unit, allowing for more complex switching patterns.
- Clear and easy to program LCD display.
- Temporary Override (manual button).



Part No.	Description
E854	3-pin with up to 48 on/off operations
E855	4-pin with up to 48 on/off operations

Part No.	Description
3-Pin with Sunset/Sunrise Operations, Day Omit Skips ON Operation	
Q550.13.11	Zone 1
Q550.13.12	Zone 2
Q550.13.13	Zone 3
Q550.13.14	Zone 4
3-Pin with Sunset/Sunrise Operations & Optional Early Off	
Q551.13.11	Zone 1
Q551.13.12	Zone 2
Q551.13.13	Zone 3
Q551.13.14	Zone 4
3-Pin with Sunset/Sunrise & Fixed On/Off Operation	
Q551.14.11	Zone 1
Q551.14.12	Zone 2
Q551.14.13	Zone 3
Q551.14.14	Zone 4
4-Pin with Sunset/Sunrise Operations & Optional Early Off	
Q553.13.11	Zone 1
Q553.13.12	Zone 2
Q553.13.13	Zone 3
Q553.13.14	Zone 4
4-Pin with Sunset/Sunrise & Fixed On/Off Operations	
Q553.14.11	Zone 1
Q553.14.12	Zone 2
Q553.14.13	Zone 3
Q553.14.14	Zone 4

Timers

Trade Time Controllers

- Connect from anywhere – Wi-Fi and 3/4G.
- Fully APP controlled.
- 7 Day programmable timer.
- Commercial and domestic use.
- Surface mount.
- Tamper proof cover.
- Easy set-up.
- Multi user availability.
- Manual override.
- 16A rated.
- Automatic summer/winter changeover.



LEDs
UP TO
100W

Part No.	Description
NTTWIFI	Wi-Fi Programmable Surface Mounted 16 amp 7 day Timeswitch



LEDs
UP TO
100W

Part No.	Description
NTT01	24 Hour 16(6)A Compact Immersion Heater Timeswitch



LEDs
UP TO
100W

Part No.	Description
NTT02	24 Hour 16(8)A Compact General Purpose Timeswitch with Voltage Free Contacts



LEDs
UP TO
100W

Part No.	Description
NTT03	24 Hour/7 Day 16(4) A Compact Electronic Immersion Heater Timeswitch



LEDs
UP TO
100W

Part No.	Description
NTT04	24 Hour/7 Day 16(4) A Compact Electronic General Purpose Timeswitch with Voltage Free Contacts



LEDs
UP TO
100W

Part No.	Description
NTT05	24 Hour 16(8)A Slimline General Purpose Timeswitch



LEDs
UP TO
100W

Part No.	Description
NTT06	24 Hour 16(4)A Slimline Electronic General Purpose Timeswitch



LEDs
UP TO
100W

Part No.	Description
NTT07	7 Day 16(4)A Slimline Electronic General Purpose Timeswitch



LEDs
UP TO
100W

Part No.	Description
NTT08	7 Day 16(4)A Slimline Electronic Immersion Heater Timeswitch



LEDs
UP TO
80W

Part No.	Description
TS900B	24 Hour Immersion Heater Timeswitch (3kW)



LEDs
UP TO
50W

Part No.	Description
TR 635 top2	24 Hour/7 Day/Random/Pulse 16A Electronic Timeswitch

Fused Spur Wi-Fi Controller



LEDs
UP TO
500W

- Wi-Fi enabled/controlled electronic fused spur timer.
- Complete remote control of your appliance.

Part No.	Description
FSTWIFI	Wi-Fi Controlled Fused Spur



LEDs
UP TO
200W

Part No.	Description
FBT4	Electronic Boost Timer & Fused Spur 1/4 Hour, 1/2 Hour & 2 Hours

Part No.	Description
FBT5	Electronic Boost Timer & Fused Spur 1 Hour, 2 Hour, 3 Hour & 4 Hour Version



LEDs
UP TO
100W

Part No.	Description
TGBT4	Boostmaster Electronic Boost Timer (3kW), 1/4 Hour, 1/2 Hour, 1 Hour & 2 Hours

Part No.	Description
TGBT5	1 Hour, 2 Hour, 3 Hour & 4 Hour Version



LEDs
UP TO
200W

Part No.	Description
FST24	24 Hour Fused Spur Timeswitch 13(6)A - 4 Programmes

Part No.	Description
FST77	7 Day Fused Spur Timeswitch 13(6)A - 4 Programmes

Domestic Ventilation



A QuietAir

- Whisper quiet, ultra-low energy axial fans for toilets, bathrooms and kitchens.
- The quietest fans that perform on both speeds - QT100 fans.
- Automatic "room refresh" option (with T version).
- IP45 rated (possible installation in zone 1).

Part No.	Description	Flow Rate (l/sec)	Sound Pressure (dB(A))	Power Consumption (W)	Suitable Ducts (mm)	Dimensions (mm)
9041259	QuietAir 100B - Basic	21 / 25	25 / 30	5 / 9	100	147 x 147 x 131
9041260	QuietAir 100T - Timer	21 / 25	25 / 30	5 / 9	100	147 x 147 x 131
9041261	QuietAir 100HT - Humidity Timer	21 / 25	25 / 30	5 / 9	100	147 x 147 x 131
9041262	QuietAir 100MST - Motion Sensor Timer	21 / 25	25 / 30	5 / 9	100	147 x 147 x 131
9041497	QuietAir 120B - Basic	42 / 47	32 / 36	10 / 13	125	176 x 176 x 155
9041498	QuietAir 120T - Timer	42 / 47	32 / 36	10 / 13	125	176 x 176 x 155
9041499	QuietAir 120HT - Humidity Timer	42 / 47	32 / 36	10 / 13	125	176 x 176 x 155
9041500	QuietAir 120MST - Motion Sensor Timer	42 / 47	32 / 36	10 / 13	125	176 x 176 x 155
90000454	QuietAir 150B - Basic	61 / 72	35 / 39	6 / 10	150	210 x 210 x 190
90000455	QuietAir 150T - Timer	61 / 72	35 / 39	6 / 10	150	210 x 210 x 190
90000456	QuietAir 150HT - Humidity Timer	61 / 72	35 / 39	6 / 10	150	210 x 210 x 190
90000458	QuietAir 150VS - Variable Speed	13 - 72	35 / 39	6 / 10	150	210 x 210 x 190

B Loovent eco

- Centrifugal fan for toilets, kitchens and bathrooms.
- Smallest 30 l/sec fan in its class.
- Ideal replacement for old Loovents.
- Can be recessed and surface mount in both portrait and landscape.
- Powerful low energy, 2-speed fan.
- Available as intermittent and dMEV fan (both in 230V and 12V SELV version).
- IPX5 rated (possible installation in zone 1).

Part No.	Description	Flow Rate (l/sec)	Sound Pressure (dB(A))	Power Consumption (W)	Suitable Ducts (mm)	Dimensions (mm)
72684305	Loovent Eco 230V Timer	17 / 31	29 / 47	3.6 / 12	100	167 x 187 x 138
72684306	Loovent Eco 230V Humidity Timer	17 / 31	29 / 47	3.6 / 12	100	167 x 187 x 138
72684307	Loovent Eco 230V Motion Sensor Timer	17 / 31	29 / 47	3.6 / 12	100	167 x 187 x 138
72684309	Loovent eco 12V SELV Timer	17 / 31	29 / 47	3.6 / 12	100	167 x 187 x 138
72684310	Loovent Eco 12V SELV Humidity Timer	17 / 31	29 / 47	3.6 / 12	100	167 x 187 x 138
72684308	Loovent Eco 230V dMEV Timer	7/15 / 9/15 / 16/31	25/46 / 25/46 / 28/46	2.8/8.9 / 3/8.9 / 2.8/12	100	167 x 187 x 138
72684311	Loovent Eco 230V dMEV Humidity Timer	7/15 / 9/15 / 16/31	25/46 / 25/46 / 28/46	2.8/8.9 / 3/8.9 / 2.8/12	100	167 x 187 x 138
72684312	Loovent Eco 12V SELV dMEV Timer	7/15 / 9/15 / 16/31	25/46 / 25/46 / 28/46	2.8/8.9 / 3/8.9 / 2.8/12	100	167 x 187 x 138
72684313	Loovent Eco 12V SELV dMEV Humidity Timer	7/15 / 9/15 / 16/31	25/46 / 25/46 / 28/46	2.8/8.9 / 3/8.9 / 2.8/12	100	167 x 187 x 138

Domestic Ventilation



A



B

A iCON

- Stylish ventilation for toilets, bathrooms and kitchens.
- Tailor the fan to the installation requirements with the unique modular control system.

- Interchangeable covers to match fan to décor.
- Unique iris shutter prevents backdraughts.
- Red Dot Design Award winning design.

Part No.	Description	Flow Rate (l/sec)	Sound Pressure (dB(A))	Power Consumption (W)	Suitable Ducts (mm)	Dimensions (mm)
72683501	iCON 15 - 240V	19	30.3	8.8	100	197 x 197 x 40
72591601	iCON 30 - 240V	32	33.6	18	100	225 x 225 x 141
72591701	iCON 60 - 240V	75	42	63.1	150	280 x 280 x 165
72683701	iCON 15S eco - 12V	22	30.3	5.6	100	197 x 197 x 40
72683801	iCON 30S eco - 12V	34	33.6	7.7	100	225 x 225 x 141

Modules

Part No.	Description	Voltage (V)
72573602	Pull Cord	240
72612601	Timer	240
72687103	Humidity Timer with Pull Cord	240
72687104	Motion Sensor Timer	240
72687102	Motion Sensor Humidity Timer	240
72675702	Delayed Timer with Pull Cord	240
72675703	2 Speed Humidity Pull Cord	240

Part No.	Description	Voltage (V)
72573603	Pull Cord	12
72574204	Pull Cord with Timer	12
72574202	Humidity Timer with Pull Cord	12
72574203	Motion Sensor Timer	12
72574201	Motion Sensor Humidity Timer	12
72632307	Delayed Timer with Pull Cord	12

Covers

Colour	Part No. for iCON 15 / 15S Eco	Part No. for iCON 30 / 30S Eco	Part No. for iCON 60
Silver	52634504	52634507	52634510
Sandstone	52634505	52634508	52634511
Anthracite	52634503	52634506	52634509
Chrome	52634502	N/A	N/A



B Maxivent eco

- Axial fan - ideal for kitchens.

- Can be installed on walls and ceilings.

Part No.	Description	Flow Rate (l/sec)	Sound Pressure (dB(A))	Power Consumption (W)	Suitable Ducts (mm)	Dimensions (mm)
72678201	Maxivent eco 150P - Pull Cord	72	57	28	150	225 x 225 x 105
72678301	Maxivent eco 150T - Timer	72	57	28	150	225 x 225 x 105
72678401	Maxivent eco 150HP - Humidity Pull Cord	72	46 / 57	28	150	225 x 225 x 105

Domestic Ventilation



A



B

A Aria

- Entry level axial fan for toilets and bathrooms.
- Just 26 dB(A) and IPX4 rated.

Part No.	Description	Flow Rate (l/sec)	Sound Pressure (dB(A))	Power Consumption (W)	Suitable Ducts (mm)	Dimensions (mm)
90000687	Aria 100B – Basic	18.5	26	6.3	100	150 x 150 x 102
90000688	Aria 100T – Timer	18.5	26	6.3	100	150 x 150 x 102
90000689	Aria 100HT – Humidity Timer	18.5	26	6.3	100	150 x 150 x 102
90000690	Aria 100MST – Motion Sensor Timer	18.5	26	6.3	100	150 x 150 x 102

B iCONstant

- The quietest dMEV fan available – suitable for all rooms.
- Guaranteed constant volume feature (smart flow sensor).
- The only IPX5 dMEV fan for wall and ceiling installs.
- LED self-diagnostics and “fine tune” commissioning option of flow rate.

Part No.	Description	Flow Rate (l/sec)	Sound Pressure (dB(A))	Power Consumption (W)	Suitable Ducts (mm)	Dimensions (mm)
72687117	iCONstant - Timer	6/8 / 8/13 / 13/20	10/15 / 15/28 / 28/38	1.1/1.2 / 1.2/1.7 / 1.7/2.9	100	197 x 197 x 120
72687118	iCONstant - Humidity Timer	6/8 / 8/13 / 13/20	10/15 / 15/28 / 28/38	1.1/1.2 / 1.2/1.7 / 1.7/2.9	100	197 x 197 x 120

Training

Are you a Competent Ventilation Systems Installer?

Residential ventilation, from a toilet extract fan to a mechanical ventilation with heat recovery system, is ‘notifiable work’ under the latest Building Regulations and every new installation or refurbishment requiring a new electrical circuit should be inspected, commissioned, tested and signed off by a suitably qualified person.

Airflow operate the NICEIC approved Domestic Ventilation Systems installer training course which enables participants to demonstrate a high level of competency mapped against relevant National Occupational Standards and the latest Building Regulations affecting residential ventilation.

This two-day course comprises both practical “hands-on” system training and a written assessment following an introduction to relevant Building Regulations and supporting documents.

- Comprehensive two-day ventilation installer training to the latest Building Regulations.
- Benefits from a Nationally Recognised Qualification.
- Add credibility and opportunity to your business.
- Understand the use of the correct test equipment.
- Successful candidates eligible to join the Competent Persons Ventilation Installer Scheme.



For more information visit <https://www.airflow.com/niceic-ventilation-installer-training-scheme> or contact us on 01494 525252

Domestic Ventilation

In-Line Fans



A Aventa In-Line

- Powerful, in-line mixed flow fans.
- Ideal for bathrooms and kitchen installations.

- Can access motor and impeller without dismantling ductwork.

Part No.	Description	Flow Rate (l/sec)	Sound Pressure (dB(A))	Power Consumption (W)	Suitable Duct Diameter (mm)	Dimensions (mm)
9041085	Aventa 100B - Basic	40 / 52	27 / 36	21 / 33	100	190 x 246 x 126
9041086	Aventa 100T - Timer	40 / 52	27 / 36	21 / 33	100	190 x 246 x 126
9041087	Aventa 125B - Basic	66 / 88	28 / 37	23 / 37	125	190 x 246 x 126
9041088	Aventa 125T - Timer	66 / 88	28 / 37	23 / 37	125	190 x 246 x 126
9041089	Aventa 150B - Basic	112 / 144	33 / 44	30 / 60	150	250 x 295 x 185
9041090	Aventa 150T - Timer	112 / 144	33 / 44	30 / 60	150	250 x 295 x 185

B Aventa Turbo

- Powerful single speed in-line centrifugal fan.

- Ideal for light commercial premises.

Part No.	Description	Flow Rate (l/sec)	Sound Pressure (dB(A))	Power Consumption (W)	Suitable Duct Diameter (mm)	Dimensions (mm)
9041360	Aventa Turbo 100B - Basic	69	46	80	100	250 x 270 x 230
9041361	Aventa Turbo 125B - Basic	98	46	79	125	250 x 270 x 230
9041362	Aventa Turbo 150B - Basic	127	46	80	150	300 x 310 x 286
9041363	Aventa Turbo 200B - Basic	216	48	107	200	340 x 354 x 276
9041364	Aventa Turbo 250B - Basic	300	50	173	250	340 x 354 x 265
9041365	Aventa Turbo 315B - Basic	372	50	200	315	400 x 414 x 276

C Aventa Silent

- In-line mixed flow fan for commercial applications.

- Sound insulated casing ensures quiet operation.

Part No.	Description	Flow Rate (l/sec)	Sound Pressure (dB(A))	Power Consumption (W)	Suitable Duct Diameter (mm)	Dimensions (mm)
90000358	Aventa Silent 100B - Basic	47 / 67	24 / 29	24 / 26	100	237 x 505 x 243
90000359	Aventa Silent 125B - Basic	64 / 94	23 / 28	25 / 30	125	237 x 474 x 243
90000360	Aventa Silent 150B - Basic	112 / 154	26 / 33	45 / 52	150	260 x 580 x 274
90000361	Aventa Silent 200B - Basic	225 / 283	31 / 36	78 / 110	200	295 x 550 x 386

Aventa In-Line Shower Kits

- Timer fan with 6m flexible duct, ties, extract valve and grilles.
- Available with LED lamp.



Part No.	Description	Contents of Kit
9041406	Aventa 125 Kit	Aventa 125T, 6m Flexible Ducting, Ties, Extract Valve and External Grille
9041407	Aventa 100 Kit	Aventa 100T, 6m Flexible Ducting, Ties, Extract Valve and External Grille
9041408	Aventa 100 Kit	Aventa 100T, 6m Flexible Ducting, Ties, LED Lamp, Chrome and White Grilles and External Grille

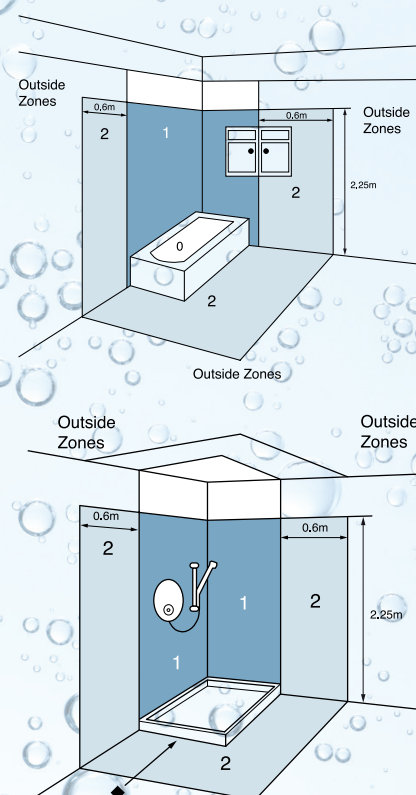
Domestic Ventilation

What Fan Where?

Selection Guide

☒ Suitable
☐ Not suitable

FAN TYPE	Toilet	En-Suite / Bathroom	Utility Room	Kitchen
iCON 15	<input checked="" type="radio"/>	Above fixed shower in Zone 1 or 2 / Outside Zones	—	—
iCON 15 SELV	<input checked="" type="radio"/>	Above fixed shower in Zone 1 or 2 / Outside Zones	—	—
iCON 30	—	Above fixed shower in Zone 1 or 2 / Outside Zones	<input checked="" type="radio"/>	—
iCON 30 SELV	—	Zones 1 or 2	<input checked="" type="radio"/>	—
iCON 60	—	—	<input checked="" type="radio"/>	<input checked="" type="radio"/>
QuietAir QT 100	<input checked="" type="radio"/>	Zones 1 or 2	—	—
QuietAir QT 120	—	Zones 1 or 2	<input checked="" type="radio"/>	<input checked="" type="radio"/> (adjacent to hob)
QuietAir QT 150	—	—	<input checked="" type="radio"/>	<input checked="" type="radio"/>
LOOVENT eco	<input checked="" type="radio"/>	Zones 1 or 2	<input checked="" type="radio"/>	<input checked="" type="radio"/> (adjacent to hob)
Maxivent eco	—	—	<input checked="" type="radio"/>	<input checked="" type="radio"/>
iCONstant	<input checked="" type="radio"/>	Zones 1 or 2	<input checked="" type="radio"/>	<input checked="" type="radio"/>
Aura Smart	<input checked="" type="radio"/>	Outside Zones	—	—
Aventa In-Line	<input checked="" type="radio"/>	<input checked="" type="radio"/>	<input checked="" type="radio"/>	<input checked="" type="radio"/>



Hand Dryers



A ecoDRY

- Low energy hand dryers.
- Very quick drying time.

Part No.	Description	Air flow (l/sec)	Sound Pressure (dB(A))	Power Consumption (W)	Drying Time (sec)	Dimensions (mm)
90000242	ecoDRY 550 – White ABS	35	68	550	10-15	285 x 221 x 157
90000243	ecoDRY 550 – Satin Chrome	35	68	550	10-15	285 x 221 x 157
90000518	ecoDRY 1100 – White ABS	52	75	1100	10-15	285 x 221 x 157
90000519	ecoDRY 1100 – Satin Chrome	52	75	1100	10-15	285 x 221 x 157

B ecoDRY mini

- Smallest hand dryer in its class.
- Automatic sensor operated.

Part No.	Description	Air flow (l/sec)	Sound Pressure (dB(A))	Power Consumption (W)	Drying Time (sec)	Dimensions (mm)
90000520	ecoDRY mini – White ABS	31	70	900	20	238 x 156 x 99.5
90000521	ecoDRY mini – Satin Chrome	31	70	900	20	238 x 156 x 99.5

Domestic Ventilation

Accessories

Switches and Controllers



90000539



90000540



90000541



90000543



90000547

Part No.	Description	Suitable for
90000539	On/Off Switch with Red Neon Power on Indicator and Fuse	iCON, QuietAir, Maxivent, Aventa In-Line, Aventa Turbo, Aventa Silent
90000540	On/Off Switch with Fan Running Symbol	Aventa In-Line, Aventa Turbo, Aventa Silent
90000541	Low/High/Off Switch with Low and High Speed Running Symbols	iCON, QuietAir, Maxivent
90000543	On/Off Switch with Fan Running Symbol and Green Neon Fan Activated Indicator	iCON, QuietAir, Maxivent, Aventa In-Line, Aventa Turbo, Aventa Silent
90000547	On/Off Switch with Fan Running Symbol and Lockable Isolator	iCON, QuietAir, Maxivent

Rigid Ducting Kits

iCON Round Grilles



Part No.	Description
72643601	3m x 100mm Flexible Ducting with Square Grille - Terracotta
72643602	3m x 100mm Flexible Ducting with Square Grille - White
72643603	3m x 150mm Flexible Ducting with Square Grille - Terracotta
72643604	3m x 150mm Flexible Ducting with Square Grille - White

Part No.	Description
72643201	100mm x 350mm Rigid Ducting with Terracotta Round Grille
72643202	100mm x 350mm Rigid Ducting with White Round Grille
72643203	150mm x 350mm Rigid Ducting with Terracotta Round Grille
72643204	150mm x 350mm Rigid Ducting with White Round Grille
9021451	100mm x 330mm Rigid Ducting with Cowl and Rubber Seal

Part No.	Description
72596201	100mm Diameter Terracotta Round Grille
72596202	100mm Diameter White Round Grille
72593101	150mm Diameter Terracotta Round Grille
72593102	150mm Diameter White Round Grille

Training

Air Academy & Technology Centre

Airflow Developments is proud to announce that our state-of-the-art Air Academy technology, training facility and gallery is now open in High Wycombe.

Air Academy is more than just a showroom, it is a working air technology centre and also an elite training facility that is able to offer CIBSE and RIBA approved CPD seminars and the NICEIC Ventilation Installer Training Scheme.

Visiting the Air Academy is **FREE**, to arrange contact Airflow on:

+44 (0)1494 525252 or
e-mail info@airflow.com



Ventilation

DETA

Deta's range of Ventilation fans are attractively styled to blend with modern environments whatever the application, from kitchens and bathrooms to utility rooms, there is a Deta low energy, low noise Extraction Fan to meet all domestic intermittent ventilation requirements. The range includes the options of user adjustable timers and humidistats and is completed by a range of accessories including grilles and ducting.

Deta Ventilation Fans have been designed to meet the latest requirements of the Building Regulations for new and existing dwellings.



This includes meeting the requirements of Part F (Means of Ventilation) covering Minimum Airflow Requirements, Noise Levels and Controls.



All Deta Fans are low energy and are designed to operate within the guidelines set of 0.5Watts per litre per second for intermittent extract ventilation systems.



All Deta fans are designed to be quiet and efficient and meet the noise level requirements as set out in Building Regulations Part F.



Deta's Fans are designed for fast and easy installation and are simple to maintain in use. All Deta Fans are suitable for wall or ceiling mounting.



Furthermore, Building Regulations approved Document Part L1 now includes requirements for minimum energy efficiencies for electric fans.



4600 / 4601 / 4603



4630 / 4631



4640



4824

Part No.	Description
4" Axial Fans	
4600	4" Extractor Fan
4601	4" Extractor Fan with Timer
4603	4" Extractor Fan with Timer & Humidistat
6" Axial Fans	
4660	6" Extractor Fan
4661	6" Extractor Fan with Timer
Flat Fascia Axial Fans	
4630	4" Flat Fascia Extractor Fans
4631	4" Flat Fascia Extractor Fans with Timer
Low Voltage Axial Fans	
4616	4" 12V Low Voltage Extractor Fan with Timer
4617	4" 12V Low Voltage Extractor Fan with Timer & Humidistat
Shower Fans	
4640	Shower Fan Kit with Timer
4641	Shower Fan Kit with Timer & Light (incl. White & Chrome bezels)

Part No.	Description
Flexible Ducting	
4820	4" PVC Ducting - 3 metres
4880	6" PVC Ducting - 3 metres
Wall Fixing Kits	
4824	4" Wall Fixing Kit
4884	6" Wall Fixing Kit
External Grille	
4821W	4" Gravity Grille - White
4821B	4" Gravity Grille - Brown
4822W	4" Fixed Grille - White
4822B	4" Fixed Grille - Brown
4881W	6" Gravity Grille - White
4881B	6" Gravity Grille - Brown
4882W	6" Fixed Grille - White
4882B	6" Fixed Grille - Brown

	4" Axial Fans	6" Axial Fans	Flat Fascia Axial Fans	Low Voltage Axial Fans	4" Shower Fan Kits
Extraction Rate	25l/s (90m³/hr)	71l/s (255m³/hr)	26l/s (92m³/hr)	24l/s (85m³/hr)	30l/s (107m³/hr)
Specific Fan Power	0.32W/l/s	0.40W/l/s	0.49W/l/s	0.34W/l/s	0.47W/l/s
Sound Pressure Level (at 3m)	29dB	35dB	34dB	28dB	33dB
Power Consumption	8W	28W	13W	8W	14W
Supply Voltage (at 50Hz)	240Vac	240Vac	240Vac	240Vac to tran. 12Vdc to fan	240Vac
Insulation Class	□	□	□	□	□
IP Rating	IP24	IP24	IP24	IP24	IPX4
Maximum Running Temperature	40°	40°	40°	40°	40°
Thermal Protection	Thermal Fuse	Thermal Fuse	Thermal Fuse	Thermal Fuse	Thermal Fuse

Axial Extract Fans

Silent Design 100

Ultra Quiet, Stylish WC & Bathroom Fans

Range of 100mm domestic axial extract fans for wall or ceiling installations, designed to solve ventilation problems in WC's and bathrooms. Fitted with motors mounted on silent elastic blocks, the fans deliver incredibly silent running and exceptional performance with stylish features.

- Sealed for life ball bearings.
- Silent elastic blocks.
- IP45 rated*.
- Backdraught shutter and airflow guide vanes as standard.
- Standard Thermal Overload Protection (S.T.O.P).
- Available in variety of colours.
- Five year warranty.
- Elegant design.
- Quiet running.
- High performance.
- Pullcord option.
- Significant energy savings.
- Complies with local building regulations.

Part No.	Description	Max Airflow l/s (m ³ /h)	IP Rating
SILDES100S	Ultra Quiet Stylish WC & Bathroom Fan (Standard)	22 (85)	IP45
SILDES100P	Ultra Quiet Stylish WC & Bathroom Fan (Pullcord)	22 (85)	IP45
SILDES100T	Ultra Quiet Stylish WC & Bathroom Fan (Adjustable Timer)	22 (85)	IP45
SILDES100HT	Ultra Quiet Stylish WC & Bathroom Fan (Adjustable Timer, Humidity Sensor)	22 (85)	IP45
SILDES100SS	Ultra Quiet Stylish WC & Bathroom Fan (Standard, Silver)	22 (85)	IP45
SILDES100PS	Ultra Quiet Stylish WC & Bathroom Fan (Pullcord, Silver)	22 (85)	IP45
SILDES100TS	Ultra Quiet Stylish WC & Bathroom Fan (Adjustable Time, Silver)	22 (85)	IP45
SILDES100HTS	Ultra Quiet Stylish WC & Bathroom Fan (Adjustable Timer, Humidity Sensor, Silver)	22 (85)	IP45
SILDES100WK	Ultra Quiet and Stylish White WC & Bathroom Fan made with Swarovski® Crystals	22 (85)	IP45
SILDES100IK	Ultra quiet and Stylish Ivory WC & Bathroom Fan made with Swarovski® Crystals	22 (85)	IP45
SILDES100CK	Ultra quiet and Stylish Champagne WC & Bathroom Fan made with Swarovski® Crystals	22 (85)	IP45
SILDES100GK	Ultra quiet and Stylish Grey WC & Bathroom Fan made with Swarovski® Crystals	22 (85)	IP45
SILDES100SK	Ultra quiet and Stylish Silver WC & Bathroom Fan made with Swarovski® Crystals	22 (85)	IP45

The above models are standard stock items. We also offer a range of coloured facias that can be ordered with variable lead times. To order the colours, simply add the corresponding letter (see right) to the end of one of codes 1-4 (without letter the fan will be white).


SILENT Technology just got even more appealing

Incorporating patented silent technology, the SILENT 100 Design fan brings style and elegance to any modern bathroom. With whisper-quiet noise levels of only 26.5 dB(A) and an incredibly low power consumption of only 8 Watts, the SILENT 100 Design is the perfect solution for today's energy-efficient demands. Highly versatile, the fan is suitable for wall and ceiling installations and is available with timer and humidity sensor options. The fans are supplied with four coloured interchangeable front panel trims.

Swarovski® SILENT 100 Design

Made with beautiful Swarovski® crystals, the new SILENT 100 Design Swarovski® is the must-have for any style-conscious designer or specifier. Available in Ivory, Champagne, Silver and Grey.

Available in a Variety of Colours:



DMEV Fans

Eco dMEV LC

Intermittent or Continuous Running dMEV

The ECO dMEV LC has been designed and developed to offer the market a centrifugal extract fan with optimum versatility to operate continuously or intermittently.

Ideal for all domestic applications, WCs, bathrooms, utility rooms and kitchens. It is a 100mm continuously running or intermittent extract fan, which can be fitted in wall, ceiling or panel installations.

- Continuous running or intermittent operation (not suitable for kitchens on intermittent).
- Ideal for WCs, bathrooms, kitchens and utility rooms.
- Incredibly quiet running below 20 dB(A).
- Timer, humidity sensor, pullcord and PIR models.
- Fitted with low watt DC motors for minimum power consumption.
- 4 interchangeable front panel trims.
- Stylish design.
- Complies with Local Building Regulations.
- Exceptional performance – SAP Appendix Q eligible.
- Highly versatile, can be installed into walls and ceilings.



4 Innovative Models

ECO dMEV T LC

In continuous operation the fan operates the same as the standard model with the addition of an adjustable run-on timer, which allows the fan to run on boost mode between 1 to 30 minutes.

In intermittent operation the timer allows the fan to continue to operate for the selected period after the switch has been turned off.

ECO dMEV HT LC

In continuous operation the boost mode is activated either by the adjustable integral humidity sensor or by an external switch both with timer.

In intermittent operation the humidity sensor starts the fan automatically when the humidity level in the room is higher than the set level, with the facility to override the humidity sensor using an external switch.

ECO dMEV HTP LC

Same operation as the HT model but using the pullcord instead of an external switch.

ECO dMEV DT LC

In continuous operation the boost mode is activated by the PIR detector and continues to operate after the selected period set by the timer. In intermittent operation the fan starts automatically when a movement is detected by the PIR detector and continues to operate after the selected period set on the timer.

Stylish Design

Designed with style in mind, the fan adds a touch of elegance to the modern bathroom or kitchen without compromising on performance or quality. The fan is supplied with smart interchangeable front panel trims in four colours.



Powerful, Yet Quiet

Meticulous research and development has gone into the design of the ECO dMEV LC to be able to incorporate a high powered centrifugal fan into the smallest of spaces, delivering incredible quiet noise levels of below 20 dB(A).

Low Voltage Bathroom Fan

For extra safety, the ECO dMEV LC is also available in a low voltage 17V version. In addition to the standard ECO dMEV 17V, which can be boosted by an external switch, the same four models are available as the 230V version: the timer option, humidity sensor with timer, pullcord with timer and humidity sensor or PIR with timer.

Part No.	Description	Max Airflow (m³/h)	IP Rating
ECODMEVSLC*	Standard Model	60	IPX4 (IP57 for SELV)
ECODMEVTLC*	Adjustable Run-on Timer Model	60	IPX4 (IP57 for SELV)
ECODMEVHTLC*	Adjustable Timer and Humidity Sensor Model	60	IPX4 (IP57 for SELV)
ECODMEVHTPLC*	Adjustable Timer, Humidity Sensor and Pullcord Model	60	IPX4 (IP57 for SELV)
ECODMEVDTLC*	PIR Sensor and Adjustable Timer	60	IPX4 (IP57 for SELV)
Options & Ancillaries			
1RDEFWAKW100	Standard Wall Kit	-	-
1RDGRILL100	Fixed Louvre Grill	-	-

*For SELV models, simply add '17V' to the end of the codes above.



In-Line Duct Fans

Silent MV

Ultra Quiet In-Line Duct Fans



Ultra quiet and low profile helicocentrifugal in-line fans suitable for a wide range of domestic and commercial applications. Fitted with sound absorbent insulation and manufactured with an adjustable two speed 230V 50Hz motor*.

Easy to install and maintain, the SILENT MV fans guarantee exceptional performance with significant noise reduction.

*Except for the SILENT MV 160/100, which is fitted with a patented silent axial motor.

- Sound absorbent insulation.
- 360° rotating connection box.
- Sealed for life ball bearings.
- Fitted with a 2/3 speed motors.
- Five year guarantee.
- IP44 rated.
- Incredibly silent running.
- High performance.
- Significant energy savings.
- Complies with building regulations.
- Flexible location.
- Easy maintenance.

Part No.	Description	Max Airflow l/s (m³/h)	IP Rating
SILMV160/100S	Ultra Quiet In-line Fan	50 (180)	IP44
SILMV160/100T*	Ultra Quiet In-line Fan with Adjustable Timer	50 (180)	IP44
SILMV250/100	Ultra Quiet In-line Fan	69 (250)	IP44
SILMV250/100T*	Ultra Quiet In-line Fan with Adjustable Timer	69 (250)	IP44
SILMV350/125	Ultra Quiet In-line Fan	96 (330)	IP44
SILMV350/125T*	Ultra Quiet In-line Fan with Adjustable Timer	96 (330)	IP44
SILMV500/150	Ultra Quiet In-line Fan	153 (550)	IP44
SILMV500/150T*	Ultra Quiet In-line Fan with Adjustable Timer	153 (550)	IP44
SILMV800/200	Ultra Quiet In-line Fan	253 (910)	IP44
SILMV800/200T*	Ultra Quiet In-line Fan with Adjustable Timer	253 (910)	IP44
SILMV1000/200	Ultra Quiet In-line Fan	289 (1040)	IP44
SILMV1000/200T*	Ultra Quiet In-line Fan with Adjustable Timer	289 (1040)	IP44
SILMV1300/250	Ultra Quiet In-line Fan	353 (1320)	IP44

Once Installed, You'll Never Know it Exists

Innovative Engineering


The SILENT MV has been designed with state of the art technology to achieve results to satisfy the most demanding specifier. The low profile and compact design of the helicocentrifugal fans enable them to be installed where space is restricted, such as false ceilings.

Unique Design

The unique perforated design of the casing directs sound waves into the high density sound absorbent material to prevent air leakage and minimise noise.

Rotating Connection Box

The connection box can be rotated 360° to enable the power cable to be easily connected.



How does it work?

Sound waves produced inside the SILENT MV are directed through the perforated inner cover and absorbed by the layer of sound absorbent material.

Ease of Maintenance

The central body of the SILENT MV can be easily dismantled from the connections to enable rapid maintenance, without the need to interfere with the ducting.




Loosen the Fixing Clamps



Open Clamps on Both Sides



Remove the Fan Body



Remove the Terminal Box Lid



Carry out the Wiring of the Unit



Replace the Body & Tighten Clamps

*For SELV models, simply add '17V' to the end of the codes above.

Domestic Ventilation

About us

Greenwood was founded in 1879 and today is a market leader in the design, manufacture and specification of SMART ventilation systems for new build and refurbishment residential markets.

Owned by the Zehnder Group, today we operate from our Carbon Neutral head office and are putting performance (Guaranteed Installed Performance) at the heart of everything we do. We have invested in our products, services and people to deliver the best ventilation experience for the specifier, the installer, the homeowner or really anyone who interacts with it during a build or refurbishment project.

Unity CV2

- One fan, any room, all applications
 - CV2GIP can be applied to all wet rooms and removed the need for large ducting networks and high background ventilation requirements
- Using as little as 1.1 Watts, Unity's energy performance is ideal for directly reducing carbon emission in SAP
- CV2GIP's short 68mm spigot design makes it perfect for application in shallow ceiling voids
- The unique 100% variable airflow feature offers peace of mind to Installer that Building Regulation compliance can easily be achieved
- Continuous running fan



Fuss-free installation



The Touch-Pad



Part No.	Airflow Performance (l/s)		Sound pressure level @ 3m dB(A)	Energy Consumption (W)	
	Bathroom (Default)	Kitchen (Default)		Min	Max
Low Speed	5	8	10.1		
High Speed	8	13	23.5	1.1	5.4
Maximum Speed	23	23	-		

Part No.	Control operation
CV2GIP	Continuously running dMEV fan with automatic Greenwood HumidiSMART sensing and Greenwood TimerSMART overrun options (set up at installation)
CV2SVGIP	Continuously running SELV fan with automatic Greenwood HumidiSMART sensing and Greenwood TimerSMART overrun options (set up at installation)

AXS100

- 100mm axial flow fan which is widely specified in refurbishment projects, including social housing Decent Homes and responsive maintenance
- Flexible installation options including wall and ceiling with up to 3m of 100mm ducting
- Built in guide vanes improve installed airflow performance to ensure compliance with regulations
- Select 100 range has been designed to include anti-backdraught shutters to help reduce heat loss when the fan is not in operation



Part No.	Control operation	Airflow Performance in Free Air (l/s) to BS 848
AXS100	Single speed. Basic operation from light switch	20
AXS100PC	Single speed. Operation via pull cord	20
AXS100T	Single speed. Overrun timer & pull cord override option	20
AXS100TR	Single speed. Overrun timer with remote operation option	20
AXS100HT	Single speed. Humidistat/timer and pull cord	20
AXS100SVIT	Single speed. SELV with overrun timer and pull cord	20
AXS100SVIHT	Single speed. SELV with humidistat/timer and pull cord	20

Centair CMEV.4e / HT

- One of the most energy efficient MEV systems available in the UK with SFP as low as 0.16 W/l/s for SAP reward
- A Greenwood GIP product to assist in the delivery of Guaranteed Installed Performance
- Designed with low energy and efficient EC motors for low running costs
- Discreet installation - concealed in a cupboard or loft space
- 5 Extraction points
- Quick & easy to install



Part No.	Control operation	Performance to BS 848 Pt1 in Free (l/s)		
		Max	Boost	Trickle
Centair CMEV.4e	Wired in 3 position remote switch (GS1) to control trickle, medium and boost speeds. Double pole light switches or GS2 to control trickle and one boost speed.	129	80	51
Centair CMEV.4eHT	Wired in 3 position remote switch (GS1) to control trickle, medium and boost speeds. Double pole light switches or GS2 to control trickle and one boost speed. Automatic SMART sensing; Greenwood HumidiSMART™ – humidity boost, Greenwood TimerSMART™ – overrun timer	129	80	51

Domestic Ventilation

XF100 Series 100mm Wall/Ceiling Fans



Designed for wall, ceiling or window mounting, this comprehensive range offers a wide selection of models for use in bathrooms and toilets. Quiet and efficient, the 100mm (4") series has an impressive extract rate of 85m³/hr, 23 litres per second. The units are all manufactured using high gloss ABS thermoplastics for strength and durability, aesthetics and easy cleaning.

Part No.	Description
XF100S	Standard Fan
XF100P	With Pullcord
XF100T	With Timer
XF100TP	With Timer & Pullcord
XF100H	With Humidistat & Timer
XF100HP	With Humidistat, Timer & Pullcord
XF100PIR	With Pir & Timer

CSF Silent Fan Conceal Range



The CSF offers a low sound level of only 16dB(A). Designed for wall and panel mounting, this attractive fan is ideal for bathrooms and toilets.

Provides an impressive extraction rate of 75m³/hr, 21 litres per second on high speed. Complete with integral backdraught shutters

Part No.	Description
CSF100S	Standard Fan
CSF100T	With Timer
CSF100HT	With Humidistat & Timer

12 Volt Low Voltage Bathroom/Shower Extractor Fans



Suitable for mounting within the splash area of a shower or bath (where current regulations prevent the use of conventional fans), the 12 Volt fan is a standard model manufactured with a 12V - 50Hz shaded pole motor. The transformer and switching mechanism is mounted remotely either in the roof space or high on the ceiling next to the pullcord switch.

Part No.	Description	Mounting	Size
XF100LV	Standard	Wall/Ceiling	100mm
XF100ALV	Automatic	Wall/Ceiling	100mm
XF150BSLV	Standard	Wall/Ceiling	150mm
XF150ALV	Automatic	Wall/Ceiling	150mm

Automatic versions have internal shutters. Requires transformer - ordered separately.

Quiet Fan IPX5 Range



Whisper quiet, ultra-low energy axial fans for toilets, bathrooms. The Quiet Fan is the latest in domestic ventilation to incorporate a high extraction rate whilst producing an incredibly quiet running volume with the additional flexibility of being IPX5 Compliant. The fan can be installed into Zone 1 without the need for a low voltage transformer. The QF has an extract rate of 75m³/hr, 21 litres per second.

Part No.	Description
QF100SX5	Standard Fan
QF100PX5	With Pullcord
QF100TX5	With Timer
QF100HX5	With Humidistat & Timer

Quiet Fans



The Manrose Quiet Fan is the latest in domestic ventilation to incorporate a high extraction rate whilst producing an incredibly quiet running volume. Designed for wall and ceiling mounting, this comprehensive range is ideal for bathrooms and toilets.

The unit also comes complete with a performance enhancing turning vane system located in the spigot to improve performance by maintaining a high output.

Part No.	Description
QF100S	Standard Fan
QF100T	With Timer
QF100P	With Pullcord
QF100H	With Humidistat & Timer

Flat Fans



100mm and 150mm panel axial fans for bathrooms, cloakrooms and kitchens. Slim profile only 15mm. Suitable for wall or panel mounting using the appropriate fixing kit. Provides required performance of 54m³/h (15l/s) - bathrooms and 216m³/h (60l/s) - kitchens to comply with the Building Regulations (Document F).

Part No.	Description
100mm Bathroom Fans	
FLAT100S	Standard Fan
FLAT100T	With Timer
150mm Kitchen Fans	
FLAT150S	Standard Fan

Domestic Ventilation

Continuum Centrifugal Fan



The Continuum Centrifugal fan is designed to provide silent, continuous ventilation to any W.C., bathroom, utility room or kitchen. It includes a long life, low energy motor and is designed for automatic, trouble free operation.

- Trickle - 8 litres per second
- Lower Boost - 13 litres per second
- Higher Boost - 25 litres per second

Part No.	Description
CRCHTP	Humidistat, Timer, Pullcord (Mains Voltage)
CRCHTPLV	Humidistat, Timer, Pullcord (Low Voltage)

CF200 Centrifugal Extractor Fan 100mm



The CF200 centrifugal fan uses the latest technology to provide extremely powerful, yet very quiet and vibration free ventilation. Used in bathrooms, toilets, cloakrooms and utility rooms.

Designed to move air over long distances, these units will give maximum performance even against pressures caused by long lengths of ducting and resistance by grilles. Extraction rate of 110m³/hr 31 litres per second.

Part No.	Description
CF200S	Standard Fan
CF200P	With Pullcord
CF200T	With Timer
CF200TP	With Timer & Pullcord
CF200H	With Humidistat & Timer
CF200HP	With Humidistat, Timer & Pullcord
CF200PIR	With Pir & Timer

SF Series In-Line Fan Kits



Designed for the safe ventilation of bathrooms, toilets and shower rooms.

The units are all manufactured using high impact ABS thermoplastics for strength and durability, aesthetics and easy cleaning.

Power is provided by a single phase induction motor with pre-oiled bearings for a long, maintenance-free life.

Part No.	Description	Size
SF100S	In-Line Standard Fan Kit	100mm
SF100T	In-Line Fan Kit with Timer	100mm
SF150S	In-Line Standard Fan Kit	150mm
SF150T	In-Line Fan Kit with Timer	150mm
SF150AT	In-Line Fan Kit with Timer & Auto In-Line Shutters	150mm

12V Showerlite In-Line Axial Extractor Fan Packs 100mm



The Manrose Showerlite is a distinctive Showerlite which is incorporated into a circular diffuser, suitable for showers and bathrooms.

The Showerlite can be used within the splash area of the shower or bath and is powered by a SELV remote safety isolating transformer.

Part No.	Description	Colour
SLKSC	In-Line Standard Fan Kit	White/Chrome
LEDCLKSC	LED Standard In-Line*	White/Chrome
SLKTC	Timer In-Line*	White/Chrome
LEDCLKTC	LED Timer In-Line*	White/Chrome

*Blister packed

Window Fans



Designed to work effectively in kitchens, the 150mm (6") axial flow kitchen fans are quiet, efficient and can be wall, ceiling or window mounted.

Incorporating the latest technology, the 150 series has been designed for simple installation and has a powerful extraction rate.

The range is ideally suited to use in domestic and commercial applications including kitchens, utility rooms, restaurants, hotels, offices and shops. The WF150 range is suitable for window mounting.

Part No. Manual	Part No. Automatic	Size	Rating
WF150P	WF150A	150mm/6"	230m ³ /hr
WF230MP	WF230A	230mm/9"	668m ³ /hr
WF300MP	WF300A	300mm/12"	1100m ³ /hr

Mixed Flow Range



These powerful in-duct mounted mixed flow fans have been designed to produce higher working pressures for applications that require high air flows, with low relative noise.

MixFlo fans can be mounted in a variety of applications and are suitable for use with either rigid or flexible ducting.

High quality ball bearing, long life motors, continuously rated and warranted for a minimum of 30,000 hours or 3 years.

High air flows are achieved through flexible duct.

Part No.	Description	Size
MF100S	Standard Fan	100mm/4"
MF100T	With Timer	100mm/4"
MF125S	Standard Fan	125mm/5"
MF125T	With Timer	125mm/5"
MF150S	Standard Fan	150mm/6"
MF150T	With Timer	150mm/6"
MF200S	Standard Fan	200mm/8"
MF200T	With Timer	200mm/8"

Lo-Carbon/Domestic

Vent-Axia®

Lo-Carbon Svara



Put the homeowner in control with the fully controllable Svara. A sleek modern design, quiet running, easy to clean and low power consumption.

- 1 model for all applications.
- Silent hours scheduling and purge mode functions.
- Suitable for ceiling, panel and wall mounting.
- Only 17 dBA.

Part No.	Description
409802	Standard Fan

VASF100 Silent Axial Fans



The quietest bathroom fan on the market at only 14 dBA. The VASF100 provides stylish and silent ventilation without compromising on performance.

- Silent and stylish ventilation.
- Low running costs.
- High efficiency motor.
- IP44 rated.
- Suitable for wall, ceiling, window and panel mounting.

Part No.	Description
446658	Standard Fan
446659	with Timer

Solo Plus Centrifugal Fans



The Solo Plus range from Vent-Axia has been specifically designed for through the wall and ducted applications, suitable for internal bathrooms, toilets and other small rooms.

- Filterless as standard - with innovative impeller design.
- IPX4 rated.
- Low sound levels.
- Suitable for ceiling, panel and wall mounting.

Part No.	Description
427477	Standard Fan with Pullcord
427478	with Timer
427479	with Humidistat + Timer

Silhouette 100/SELV Axial Fans



With a slim profile of only 17mm, Silhouette 100 blends in the wall surface to provide an unobtrusive installation.

- Stylish, ultra low profile grille.
- Suitable for ceiling, panel and window mounting.
- IPX4 and IPX7 (SELV) rated.

Part No.	Description
454055	Standard Fan (100)
454056	with Timer (100)
454057	with Humidistat (100)
439974	Standard Fan (SELV)
439975	with Timer (SELV)
454059	Standard Fan (150)
454060	with Timer (150)
454061	with Humidistat (150)

VA100/140/150 Axial Fans



The VA100 range is designed for domestic bathrooms and toilets, whilst the VA140/150 range is designed for kitchen applications.

- Suitable for ceiling, panel and wall mounting.
- IPX4 rated (VA100).
- IP44 rated (VA140/150).

Part No.	Description
251110	Standard Fan with Pullcord (VA100)
251210	with Timer (VA100)
251310	with Pullcord + Shutter (VA100)
251410	with Timer + Electric Shutter (VA100)
251710	with Humidistat + Electric Shutter (VA100)
140120	Standard Fan (VA140/150)
140220	with Timer (VA140/150)

Lo-Carbon Centra



The attractive and discreet styling of the Vent-Axia Centra will compliment the decor of any new home while virtually silent operation ensures optimum ventilation is achieved without intrusive noise.

- Lo-Carbon motor offering 90% energy savings & long life.
- Suitable for wall, ceiling, panel and window mounting.

Part No.	Description
442954	Standard Fan with Timer
447127	with Timer + Pullcord
442955	with Timer + Humidistat
443045	with Pullcord + Humidistat

Lo-Carbon/Commercial

Vent-Axia®

Lo-Carbon Revive/SELV



The Lo-Carbon Revive is a filter-less unitary fan designed to meet the specific needs of social housing. Provides powerful, quiet, efficient ventilation and comfort for residents.

- Extracts up to 60l/s.
- Informs you of days run, boost hours run, energy used.
- Suitable for kitchens and bathrooms.
- Easy to read LED display.

Part No.	Description
473848	Standard Fan
473849	Standard Fan SELV

Lo-Carbon Tempra



The Vent-Axia Lo-Carbon Tempra is designed to fit in a 100mm diameter hole and is suitable for refurbished properties in kitchens, bathrooms, toilets or utility rooms.

- Up to 78% heat recovery.
- Near silent, discreet, energy efficient ventilation.

Part No.	Description
443312	Standard Fan with Pullcord
443310	with Timer

Lo-Carbon Response



The Lo-Carbon Response is a continuous running, constant volume dMEV unit with switched live and innovative digital display. Quiet running and with high pressure development, the Response is best in class.

- 64% energy saving compared to other centrifugal fans.
- IPX4 rated.

Part No.	Description
404535	Standard Fan
404876	with Timer + Pullcord
404877	with Timer, Pullcord + Humidistat

Lo-Carbon Sentinel Kinetic



The Lo-Carbon Sentinel Kinetic models can be mounted vertically in a roof space, hallway cupboard, kitchen or within a kitchen cupboard. Ducting can be attached to the unit horizontally, vertically or both.

- Up to 90% heat recovery.
- Plug & play controls; Humidistat, Wireless Remote.

Part No.	Description
438342	Kinetic V (Non-summer Bypass)
438222	Kinetic B (Summer Bypass)
438319	Kinetic BH (Summer Bypass & Humidity Sensor)
446756	Kinetic CWH L - White
446757	Kinetic CSH L - Brushed Aluminium
446758	Kinetic CWH R - White
446759	Kinetic CSH R - Brushed Aluminium

Cooker Hood - Summer Bypass only versions are also available.

ACM 100-200



A complete range of energy efficient Mixed Flow In-line fans that are now quieter, offer two and a half times the pressure of conventional axial fans and are dimensionally more compact, making them ideal for many ducted applications.

- IP44 rated.
- Operates in both vertical and horizontal positions.

Part No.	Description
17104010	Standard Fan (100mm)
17104020	with Timer (100mm)
17106010	Standard Fan (150mm)
17106020	with Timer (150mm)
17108010	Standard Fan (200mm)
17108020	with Timer (200mm)

Traditional T-Series



The Traditional T-Series range offers to improve performance, lower running costs and maintain the T-Series' rugged reliability. A patented speed control pack is simply plugged in 1 of 3 positions to provide low, medium or boost speed matching the fan performance to the requirements of the installation.

- Patented electronic shutter system ensures quiet, trouble free operation.

Part No.	Description
TX6WW	6" Window model
TX7WW	7" Window model
TX9WW	9" Window model
TX12WW	12" Window model
TX6RF	6" Roof model
TX7RF	7" Roof model
TX9RF	9" Roof model
TX12RF	12" Roof model

Wall and panel model versions are also available.

Domestic & Commercial



AIR QUALITY INNOVATION

Domestic Ventilation

Simply Silent Contour Axial Fans



Other bathroom fans claim to be quiet. Only the Simply Silent™ family of bathroom and purpose-designed in-shower fans use unique, innovative Ghost™ Air Movement Technology to deliver near-silent running.

Fan noise comes from both the motor and the movement of air. To combat this, Ghost™ Air Movement Technology uses long-life silent running motors and precision engineered components to avoid mechanical noise, whilst advanced air flow management eliminates irregular air flow paths and turbulence.

The quietest intermittent bathroom fans on the market with a sleek and subtle design.

Square Part No.	Round Part No.	Description
C4S	C4R	Standard Fan
C4PS	C4PR	with Pullcord
C4TS	C4TR	with Timer
C4HTS	C4HTR	with Humidistat & Timer

Simply Silent Contour Continuously Running Fans

Our continuous bathroom and kitchen fan range combines all the benefits of the Simply Silent™ Contour with Intelligent Adaptiflow™ sensing, adjusting the fan speed intuitively to maintain a constant volume of extracted air.

Square Part No.	Round Part No.	Description
Mains Voltage		
CV4S	CV4R	Constant Volume Fan
SELV Low Voltage		
LVCV4S	LVC4R	Constant Volume SELV Fan

Simply Silent Wall Kit

The revolutionary Simply Silent wall kit allows fuss free fitting of the outer grille from the inside. It really couldn't be easier.

Available in four different grille designs, the kit comes complete with wall tube.



Square Part No.	Round Part No.	Description
SSWKWS	SSWKWR	White Wall Kit
SSWKBS	SSWKBR	Brown Wall Kit

Centrifugal Fans

Premier DX Series



The Premier DX range of centrifugal pressure developing fans is designed for bathroom, toilet and utility room installations where longer duct runs are required. They are also suitable for many commercial applications.

Part No.	Description
DX200	Single Speed Standard
DX200T	Single Speed with Timer
LVDX200T	Single Speed with Timer 12V
DX400	Twin Speed with Pullcord
DX400RS	Twin Speed Standard
DX400T	Twin Speed with Timer

Premier CF Series

The Premier CF20 range of centrifugal pressure developing fans is designed for condensation control in bathroom, toilet and utility room installations and especially suited to areas where longer duct runs are required.

Part No.	Description
CF20	Twin Speed with Pullcord
CF20T	Twin Speed with Timer & Pullcord
LVCF20	Twin Speed with Pullcord 12V
LVCF20T	Twin Speed with Timer & Pullcord 12V
CF40	Triple Speed with Timer & Pullcord
CF40RSTD	Triple Speed Remote Switch with Timer

Commercial Ventilation

GX Series Flush Mounting Wall/Window Axial Fans



The GX range of high performance extractor fans are purpose designed for use in kitchens, utility and bathrooms with direct ventilation to the outside. They can be window or panel mounted as supplied or wall mounted using an optional wall kit.

Part No.	Description	Size (")
GX6	Standard Fan	6
GX6T	Fan with Timer	6
GX6HT	Fan with Humidity & Timer	6
GXC6	Fan with Pullcord	6
GXC6T	Fan with Pullcord & Timer	6
GX9	Standard Fan	9
GXC9	Fan with Pullcord	9
GX12	Standard Fan	12

XID & XIPD In-Line Fans



The XID inline range is engineered for trouble-free operation. Supplied with adjustable mounting brackets and terminal box. The XIDP range is suitable for applications where the unit will be seen - in wet areas such as kitchens, shower areas and a wide range of commercial situations. The moulded casing is designed to provide the best possible bellmouth entry.

Part No.	Description	Size
XID100	Metal Inline Fan	100mm Ø Duct
XID125	Metal Inline Fan	125mm Ø Duct
XID150	Metal Inline Fan	150mm Ø Duct
XID200	Metal Inline Fan	200mm Ø Duct
XID250	Metal Inline Fan	250mm Ø Duct
XID315	Metal Inline Fan	315mm Ø Duct
XIDP100	Plastic Inline Fan	100mm Ø Duct
XIDP125	Plastic Inline Fan	125mm Ø Duct
XIDP150	Plastic Inline Fan	150mm Ø Duct
XIDP200	Plastic Inline Fan	200mm Ø Duct
XIDP250	Plastic Inline Fan	250mm Ø Duct
XIDP315	Plastic Inline Fan	315mm Ø Duct

Extract Systems

Xplus MEV Series



Xplus MEV is a high performing central extract system designed to continuously extract stale, moist air from domestic kitchens, bathrooms and commercial wet rooms. Can also be used for commercial applications, where continuous extract is required.

Xcell MVHR Series



Xcell MVHR mechanical ventilation with heat recovery (MVHR) units with summer bypass. Features low energy EC motors, long life G4 filters and a counterflow heat recovery cell up to 90% efficient. Has a lightweight EPP construction that allows for floor or wall mounting.

Space Heating



XLE Slimline Storage Heater



- Harnesses off-peak electricity for low running costs.
- Fan assisted to quickly, quietly and more effectively distribute heat.
- Delivers variable, programmable room temperatures with three seven-day timer profiles.
- High-density cells dynamically store and use energy within a slimline design.
- Splash proof (IPX4 rated).
- Supplied with 40mm feet for weight distribution when secured to a wall, and two feet positions available.
- Slimline design that covers most traditional storage heater fixing marks.

Part No.	Output Rating
XLE050	500W
XLE070	700W
XLE100	1000W
XLE125	1250W
XLE150	1500W

Q-Rad



- Highly accurate electronic thermostat (to $\pm 0.2^{\circ}\text{C}$).
- Advanced touch control system offering temperature selection and pre-set programmes for maximum control with complete flexibility.
- 24-hour and 7-day timer control ensures suitability for domestic and commercial applications.
- 'Eco-Start' delayed anticipatory control - the heater decides when to turn on to ensure target temperature is achieved at the selected time.
- Instant warmth through Dual-Element Technology, providing the perfect balance of convection and radiant heat.
- Open Window Technology automatically reduces output to prevent heat loss if a window is left open, thereby saving you money.
- Attractive styling to match the Quantum range of off-peak heaters.
- Splash proof (IPX4 rated).

Part No.	Output Rating
QRAD050	500W
QRAD075	750W
QRAD100	1000W
QRAD150	1500W
QRAD200	2000W

Quantum Energy System - the Electric Heating System that Adapts to its Environment

"Experience savings of up to £418 per annum when compared to a manual static storage system, and up to £975 per annum when replacing an electric convector or radiator system on standard tariff*"

- Ultra slimline.
- Easy to install.
- Fully controllable remote RF digital thermostat.
- 2 towel rail supports for hanging towels.

Part No.	Output Rating
QM050	500W
QM070	700W
QM100	1000W
QM125	1250W
QM150	1500W

*Based on 90m² 3-bed semi-detached house complying with 1960s' Building Regulations. Manual storage system comprises a mix of storage heaters plus direct acting convectors.



Space Heating



PLXE



- Intuitive, easy-to-use controls with backlit LCD display.
- User programmable room temperatures with multiple seven-day timer profiles.
- Electronic thermostat accurate to within $\pm 0.2^{\circ}\text{C}$.
- Energy-saving technologies such as Adaptive Start and Open Window Detection.
- Slimline design that covers most traditional panel heater fixing marks.
- Forward facing louvered grille for optimum heat circulation.
- Splash proof for use in bathrooms (IP24 Rating).

Part No.	Output Rating
PLX050E	500W
PLX075E	750W
PLX100E	1000W
PLX125E	1250W
PLX150E	1500W
PLX200E	2000W
PLXC300E	3000W

LST Panel Heater



- Surface temperature doesn't exceed 43°C , complying with NHS guidance notes.
- Highly accurate electronic thermostat (to $\pm 0.2^{\circ}\text{C}$) with frost protection.
- Advanced touch control system offering temperature selection and pre-set programmes for maximum control with complete flexibility.
- 24-hour and 7-day timer control ensures suitability for domestic and commercial applications.
- Energy-saving technologies such as Adaptive Start and Open Window Detection.
- Stylish compact and slimline design.
- Splash proof to IP24 for use in bathrooms.

Part No.	Output Rating
LST050	500W
LST075	750W
LST100	1000W
LST150	1500W

Bathroom Panel Heater



- 3-in-1 design for space heating with towel drying and airing facilities.
- Splash proof to IP25 rating.
- Available with a modern metal fascia or tinted mirror effect with de-misting capability.
- Convective element for fast and effective heat output compared to a towel rail.
- Advanced controls with CapSense technology, graphical display for total flexibility of heating and highly accurate electronic thermostat ($\pm 0.2^{\circ}\text{C}$).

Part No.	Output Rating
BPH100G	1000W
BPH100M	1000W

Monterey Electronic Panel Heater



- Designer panel with upwards facing grille for optimum heat circulation.
- Seven-day timer and various user profiles such as 'holiday mode'.
- Energy saving technologies such as Adaptive Start and Open Window Detection.
- Advanced controls with CapSense technology and highly accurate electronic thermostat ($\pm 0.2^{\circ}\text{C}$).
- Easy-to-read LCD display for greater accessibility.
- Splash proof to IP24 for use in bathrooms.

Part No.	Output Rating
MFP050E	500W
MFP075E	750W
MFP100E	1000W
MFP150E	1500W
MFP200E	2000W

Space Heating



Girona Electronic Panel Heater



- Multiple seven-day timer profiles and electronic thermostat accurate to within ($\pm 0.3^{\circ}\text{C}$).
- Sleek black or white glass facade.
- Energy-saving technologies such as Adaptive Start and Open Window Detection.
- Advanced controls for total flexibility of heating and easy-to-read LCD display for greater accessibility.
- Ultra-quiet operation.
- Pre-set background temperature at 5°C below thermostat setting and frost protection setting.
- Splash proof to IP24 for use in bathrooms.

Part No.	Output Rating
GFP050BE	500W
GFP075BE	750W
GFP100BE	1000W
GFP150BE	1500W
GFP200BE	2000W

Saletto Panel Heater



- Stylish, simple front panel design and virtually noiseless operation.
- High levels of control built in with a sophisticated thermostat, accurate to $\pm 0.3^{\circ}\text{C}$.
- Range of optional plug-in electronic timer modules: 24 hour digital timer, single-zone pilot wire programmer and runback timer.
- Pre-set background temperature at 5°C below thermostat and frost protection setting.
- Splash proof (IPX4 rated), for use in bathroom or wet areas.
- Suitable for domestic and light commercial use.

Part No.	Output Rating
LPP050	500W
LPP075	750W
LPP100	1000W
LPP150	1500W

TDTR Towel Rail



- Easy and quick to install.
- Fluid filled for even heat distribution.
- Larger models will help to take the chill off a small bathroom or cloakroom.
- Compact, slimline design.
- Compatible with the Dimplex towel rail controllers FSC and RF ranges.

Part No.	Controls	Output Rating
TDTR175W	White	175W
TDTR350W	White	350W
TDTR175C	Chrome	120W
TDTR350C	Chrome	250W

FX20EIPX4 Downflow Heater

- Time period adjustable between 5 and 155 minutes on installation.
- Heater can be manually switched off before time period expires.
- Pull cord operation.
- Neon indicator.
- IPX4 rated.
- Identical footprint to current FX20 models, meaning that retro-fitting an IPX4 model is incredibly simple.



- Energy-saving electronic timer automatically switches heater off after a pre-set time period to prevent it being left on accidentally.
- 2kW or 1kW output selectable on installation.

Part No.	Output Rating
FX20EIPX4	2000W

FX20VE

- Energy-saving electronic timer automatically switches heater off after a pre-set time period to prevent it being left on accidentally.
- Time period adjustable between 5 and 155 minutes on installation.
- Heater can be manually switched off before time period expires.
- 2kW maximum output.



- 2kW or 1kW output selectable on installation.
- Pull cord operation.
- Neon indicator.

Part No.	Output Rating
FX20VE	2000W

Space Heating

BFH Base Unit Heater



- Variable thermostat for selection of room temperature.
- Maximum output of 2.4kW with switching for 800W and 1600W outputs.
- Model BFH24BWST has integral controls for ease of installation.
- Model BFH24BWST is supplied with a remote switch panel for positioning convenient to user.
- Neon indicator glows when the unit is switched on.
- Fan only option for cool air circulation.
- All units are supplied with a choice of brown, white or stainless steel fascia's to suit any plinth unit.
- Suitable for domestic and light commercial use.

Part No.	Controls	Output Rating
BFH24BWST	Integral Controls	2400W
BFH24BWST	Remote Switch Panel	2400W

Commercial Air Curtain



- Designed for mounting up to 3m.
- Surface and recess models.
- Electric, water and ambient models available.
- Suitable for 1m, 1.5m and 2m door widths.
- Modular design allows easy installation of multiple air curtains together.
- Easy-fit bracket included as standard.
- Built-in drop-rod mounting points.
- Adjustable air discharge.
- Reversible water coils for left or right hand connection.
- Electronic control system with wall mount control over fan speed, heat level and optional door sensors.
- Electronic fan run-on control.
- Dual door control.

Part No.	Door Width	Output Rating
CAB10E	1.0m	4500W/9000W
CAB15E	1.5m	6750W/13500W
CAB20E	2.0m	9000W/18000W
CAB10ER	1.0m	4500W/9000W
CAB15ER	1.5m	6750W/13500W
CAB20ER	2.0m	9000W/18000W

WF Fan Convector



- 3kW manual or electronic models in black or silver.
- WFC Manual range has heat selection, accurate thermostatic control, fan only mode and frost protection setting.
- WFE electronic range has auto heat selection for enhanced performance and economy, electronic thermostatic control and dual mode 24hr/5+2 day electronic timer.

- Neon indicator showing mains connection.
- Fine mesh filter reducing airborne must.

Part No.	Finish	Output Rating
WFE3TNB	Black	1000/2000/3000W
WFE3TNS	Silver	1000/2000/3000W

Contrast Convactor Heaters



- Thermostatically controlled with frost and overheat protection.
- Choice of heat settings.
- 24 hour programmable timer.
- Integrated carry handles for easy portability.
- Supplied with feet, cable and fitted plug.

Part No.	Features	Output Rating
DXC20		2000W
DXC20Ti	24 hour programmable timer	2000W
DXC30		3000W
DXC30Ti	24 hour programmable timer	3000W
DXC30FTi	Turbo fan and 24 hour programmable timer	3000W

AC Over Door Heater



- New curved styling for modern interiors.
- On-board controller with seven day timer options, or Infra-red handheld remote control for extra convenience on the AC3RN.
- Can be used with or without aluminium ceiling grille (AC3N).
- Full Heat, Half Heat and Fan Only settings.
- Adjustable airflow direction.

- Models AC3N, AC3RN and AC45N designed for single doorways.
- Model AC6N designed for double doorways.
- Model AC3CN comes as standard with wall control over full heat, half heat and fan only settings.

Part No.	Doorways	Output Rating
AC3N	Single	1500W/3000W
AC3RN	Single	1500/3000W
AC45N	Single	2250W/4500W
AC6N	Double	2250W/4500W

Electric Radiators



Aeroflow



Aeroflow has heating plates at the core of the radiator, coiled heating elements are embedded within the fireclay plates. Available in 7 sizes including a vertical mounted radiator (AF10) with outputs from 650w to 2500w featuring these energy saving features -

- Accurate built in (+/- 0.1 deg C) electronic thermostat.
- Digital 24/7 programmer.
- Adaptive start function.
- Open window sensing.
- 30 year guarantee on radiator body and heating plates, 2 years on the electronics.
- Lot 20 compliant.
- Wi-Fi enabled for control on Smartphone or tablet via optional Wi-Fi gateway with free App.

Part No.	Rating	Dimensions HxLxD (mm)	Weight (Kg)
AF01	650	615x380x90	17
AF03	1300	615x680x90	30
AF05	2000	615x980x90	45
AF07	2500	615x1280x90	55
AF10	1600	1250x380x91	34
AF12	1200	325x980x90	25
AF14	2000	325x1580x90	40
AeroGate	Wi-Fi Gateway		

Digi-Line



Digi-Line is an electric dynamic fluid filled radiator without the need for a circulation pump or moving parts. Available in 20 sizes with outputs from 250w to 2000w in single or double panel versions featuring these energy saving features -

- Accurate built in (+/- 0.1 deg C) electronic thermostat.
- Digital 24/7 programmer.
- Adaptive start function.
- Open window sensing.
- 10 year guarantee on radiator, 2 years on the electronics.
- Lot 20 compliant.
- Built in RF receiver enables central programming and control from our stand alone 4 zone RF programmer or Touch screen controller. The Touch E3 controller can be used as Wi-Fi gateway for control on Smartphone or Tablet with free App.

Part No.	Rating	Dimensions HxLxD (mm)	Weight (Kg)
DE30SC40	250	300x400x60	6
DE30SC80	500	300x800x60	10
DE30SC110	750	300x1100x60	13
DE30SC150	1000	300x1500x60	17
DE50SC55	500	500x550x60	11
DE50SC80	750	500x800x60	15
DE50SC105	1000	500x1000x60	19
DE50SC130	1250	500x1300x60	23
DE30DX50	500	300x500x80	11
DE30DX80	750	300x800x80	15
DE30DX100	1000	300x1000x80	20
DE30DX130	1250	300x1300x80	25
DE30DX160	1500	300x1600x80	30
DE30DX200	2000	300x2000x80	36
DE50DX40	500	500x400x80	14
DE50DX50	750	500x500x80	17
DE50DX65	1000	500x650x80	20
DE50DX80	1250	500x800x80	24
DE50DX95	1500	500x950x80	30
DE50DX125	2000	500x1250x80	37
Wireless RF Programmer			
TouchE3 Touchscreen and app			

Electric Radiators



Vanguard



Vanguard is an aluminium radiator with a ceramic core, available in 4 sizes with outputs from 750w to 2000w featuring these energy saving features -

- Accurate built in (+/- 0.1 deg C) electronic thermostat.
- Digital 24/7 programmer.
- Adaptive start function.
- Open window sensing.
- Built in energy monitor.
- 5 year guarantee on radiator body and heating plates, 2 years on the electronics.
- Lot 20 compliant.

Part No.	Rating	Dimensions HxLxD (mm)	Weight (Kg)
VA750	750	575x415x95	11
VA1200	1200	575x575x95	13
VA1500	1500	575x735x95	17
VA2000	2000	575x895x95	21

Towel Rails

- A range of towel rails with electronic controls and optional infra-red control.
- Ambient temperature control.
- Digital 24/7 programmer.



Part No.	Rating	Dimensions HxLxD (mm)	Weight (Kg)
White			
T400Pw	400	800x500x80	80
T700Pw	700	1200x500x80	80
Chrome			
T400Pc	400	800x500x80	80
T700Pc	700	1200x500x80	80

Infra-red Remote also available

Vanguard WiFi



Vanguard WiFi is an aluminium radiator with a ceramic core and Wi-Fi control. Available in 4 sizes with outputs from 750w to 2000w featuring these energy saving features -

- Accurate built in (+/- 0.1 deg C) electronic thermostat.
- Digital 24/7 programmer.
- Adaptive start function.
- Open window sensing.
- Built in energy monitor.
- RF receiver enabling remote control via Wi-Fi Gateway and free app.
- 5 year guarantee on radiator body and heating plates, 2 years on the electronics.
- Geo location via the app.
- Voice control through Amazon Alexa.
- Lot 20 compliant.

Part No.	Rating	Dimensions HxLxD (mm)	Weight (Kg)
VA750W	750	575x415x95	11
VA1200W	1200	575x575x95	13
VA1500W	1500	575x735x95	17
VA2000W	2000	575x895x95	21
Wi-Fi Multilink Gateway	Enables connection of up to 31 radiators to smartphone / tablet app		

Smartpanel



Smartpanel is a convecting panel heater with an extruded aluminium element available in 4 sizes with outputs from 600w to 2000w featuring these energy saving features -

- Accurate (+/- 0.2 deg C) electronic thermostat.
- Digital 24/7 programmer.
- Adaptive start function.
- Open window sensing.
- Built in energy monitor.
- Lot 20 compliant.

Part No.	Rating	Dimensions HxLxD (mm)	Weight (Kg)
PL0600D	600	450x425x80	7
PL1200D	1200	450x585x80	8.5
PL1500D	1500	450x745x80	9
PL2000D	2000	450x1065x80	10

Storage Heaters

ELNUR



- NEW FAMILY -
SMART STORAGE HEATERS

Ecombi **HHR**

High Heat Retention
storage heater.

IEM smart heating management
to reduce running costs.

- ✓ FULLY PROGRAMMABLE
- ✓ CONTROLLABLE
- ✓ ENERGY EFFICIENT
- ✓ EASE OF USE
- ✓ OPEN WINDOW DETECTION
- ✓ SAP CATEGORY COMPLIANT

*12 year guarantee consists of a 5 year onsite parts & labour warranty plus a 7 year conditional warranty

Ecombi **SSH**

Smart Storage Heater.

IEM smart heating management
to reduce running costs.

- ✓ FULLY PROGRAMMABLE
- ✓ INTERNET CONTROLLABLE
- ✓ ENERGY EFFICIENT
- ✓ OPEN WINDOW DETECTION
- ✓ ADAPTIVE START CONTROL
- ✓ EASE OF USE

Ecombi HHR & Ecombi SSH – Both Single Power Supply Capable



– **NEW** –

ELECTRIC RADIATOR



RXE PLUS



FULLY PROGRAMMABLE DIGITAL INERTIA RADIATOR

PROGRAMMABLE • ADAPTIVE START CONTROL •
OPEN WINDOW DETECTION • DRY TECHNOLOGY

Gabarrón
Manufacturing Excellence

*10 year guarantee consists of a 10 year body and 5 year electronics warranty

Space Heating



HAVERLAND®

ULTRAD

Main features:

- The ultra-smart electric radiator.
- Easy & quick installation.
- Sealed for life - No maintenance required.
- Reduces energy, saves money.



Part No.	Elements	Output	Voltage	IP	Dimensions WxDxH	Weight
ULTRAD-3	3	500W	230V	24	422x100x582mm	9.0kg
ULTRAD-5	5	750W	230V	24	622x100x582mm	13.0kg
ULTRAD-6	6	1000W	230V	24	722x100x582mm	15.0kg
ULTRAD-8	8	1250W	230V	24	922x100x582mm	19.0kg
ULTRAD-9	9	1500W	230V	24	1022x100x582mm	21.0kg

XTAL

Main features:

- Ultra slimline.
- Easy to install
- Fully controllable remote RF digital thermostat.
- 2 towel rail supports for hanging towels.



Part No.	Colour	Output	Voltage	IP	Dimensions WxDxH	Weight
XTAL 4N	Black	400W	230V	34	480x140x840mm	12.5kg
XTAL 6N	Black	600W	230V	34	580x140x1090mm	18.0kg
XTAL 4B	Aquamarine	400W	230V	34	480x140x840mm	12.5kg
XTAL 6B	Aquamarine	600W	230V	34	580x140x1090mm	18.0kg

RCTT

Main features:

- Daily programming, hour by hour.
- Fully controllable digital thermostat.
- Adaptive start control.
- Manual programming function.



Part No.	Elements	Output	Voltage	IP	Dimensions WxDxH	Weight
RC 4 TT	4	500W	230V	24	484x100x572mm	8.5kg
RC 6 TT	6	750W	230V	24	617x100x572mm	11.5kg
RC 8 TT	8	1000W	230V	24	750x100x572mm	14.5kg
RC 10 TT	10	1250W	230V	24	903x100x572mm	18.0kg
RC 12 TT	12	1500W	230V	24	1036x100x572mm	22.0kg

RCBL

Main features:

- Specially designed for dwarf walls.
- Energy monitoring feature.
- Digitally controlled electronic thermostat.



Part No.	Elements	Output	Voltage	IP	Dimensions WxDxH	Weight
RC11BL	11	1250W	230V	X2	1018x80x378mm	15.5kg
RC13BL	13	1500W	230V	X2	1178x80x378mm	18.0kg

TE - TE425E/TE700E

Main features:

- Electronic thermostat.
- LCD infrared remote programmer.
- Daily temperature programming.
- Safety limiter.



Part No.	Elements	Output	Voltage	IP	Dimensions WxDxH	Weight
TE-425-E	17	425W	230V	44	540x37x840mm	11.5kg
TE-700-E	25	700W	230V	44	540x37x1260mm	17.0kg
TE-700-I	25	700W	230V	44	540x37x1260mm	17.0kg

RCTTi

Main features:

- Fully controllable digital thermostat.
- Manual programming function.
- Daily programming, hour by hour.
- Natural stone resistance with high thermal inertia.



Part No.	Elements	Output	Voltage	IP	Dimensions WxDxH	Weight
RC8TTinerzia	8	1200W	230V	20	750x100x572mm	19.0kg
RC10TTinerzia	10	1500W	230V	20	903x100x572mm	23.5kg
RC12TTinerzia	12	1800W	230V	20	1036x100x572mm	28.0kg

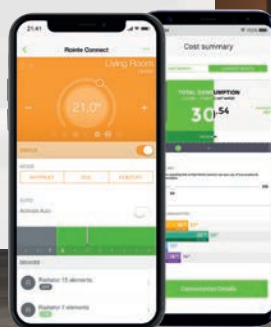
Efficient Space Heating

D Series Digital Heating System

Efficient, Integrated Heating System with Built-in **Wi-Fi**

The Rointe D Series radiator is the first in the world to include built-in Wi-Fi. Managed by the free Rointe Connect app, you'll have complete control of your D Series, anytime, anywhere.

- Patented low consumption technology.
- Complete control, cost and consumption statistics via Rointe Connect app.
- Built-in Wi-Fi.
- Optimised design for natural air convection.
- Easy to install.
- Up to 20 years guarantee on radiator body.




D Series radiators **Wi-Fi**

- 100% slim line aluminium.
- Natural air convection.
- Energy saving functions.
- Touch control panel.
- Built-in Wi-Fi.
- 24/7 programming.



D Series towel rails **Wi-Fi**

- Modern curved design with steel body.
- 2-Hour boost function.
- Energy saving functions.
- Touch control panel.



Part No.	Finish	IP Rating	Nominal Power	No. of Elements	Dimensions WxH (mm)
White Finish					
DIW0330RAD	White	IP24C	330 W	3	350 x 585
DIW0550RAD	White	IP24C	550 W	5	510 x 585
DIW0770RAD	White	IP24C	770 W	7	675 x 585
DIW0990RAD	White	IP24C	990 W	9	835 x 585
DIW1210RAD	White	IP24C	1,210 W	11	992 x 585
DIW1430RAD	White	IP24C	1,430 W	13	1,160 x 585
DIW1600RAD	White	IP24C	1,600 W	15	1,320 x 585
Graphite Finish					
DIB0330RAD	Graphite	IP24C	330 W	3	350 x 585
DIB0550RAD	Graphite	IP24C	550 W	5	510 x 585
DIB0770RAD	Graphite	IP24C	770 W	7	675 x 585
DIB0990RAD	Graphite	IP24C	990 W	9	835 x 585
DIB1210RAD	Graphite	IP24C	1,210 W	11	992 x 585
DIB1430RAD	Graphite	IP24C	1,430 W	13	1,160 x 585
DIB1600RAD	Graphite	IP24C	1,600 W	15	1,320 x 585
RAL Colour Finish					
DIR0330RAD	RAL	IP24C	330 W	3	350 x 585
DIR0550RAD	RAL	IP24C	550 W	5	510 x 585
DIR0770RAD	RAL	IP24C	770 W	7	675 x 585
DIR0990RAD	RAL	IP24C	990 W	9	835 x 585
DIR1210RAD	RAL	IP24C	1,210 W	11	992 x 585
DIR1430RAD	RAL	IP24C	1,430 W	13	1,160 x 585
DIR1600RAD	RAL	IP24C	1,600 W	15	1,320 x 585

Part No.	Finish	IP Rating	Nominal Power	Dimensions (mm)
White Finish				
DTI030SEW	White	IP44	300 W	W 500 x H 843
DTI045SEW	White	IP44	450 W	W 500 x H 1,161
DTI060SEW	White	IP44	600 W	W 500 x H 1,475
DTI075SEW	White	IP44	750 W	W 500 x H 1,797
Graphite Finish				
DTI030SEB	Graphite	IP44	300 W	W 500 x H 843
DTI045SEB	Graphite	IP44	450 W	W 500 x H 1,161
DTI060SEB	Graphite	IP44	600 W	W 500 x H 1,475
DTI075SEB	Graphite	IP44	750 W	W 500 x H 1,797
Chrome Finish				
DTI030SEC	Chrome	IP44	300 W	W 500 x H 843
DTI045SEC	Chrome	IP44	450 W	W 500 x H 1,161
DTI060SEC	Chrome	IP44	600 W	W 500 x H 1,475
DTI075SEC	Chrome	IP44	600 W	W 500 x H 1,797
RAL Colour Finish				
DTI030SER	RAL	IP44	300 W	W 500 x H 843
DTI045SER	RAL	IP44	450 W	W 500 x H 1,161
DTI060SER	RAL	IP44	600 W	W 500 x H 1,475
DTI075SER	RAL	IP44	750 W	W 500 x H 1,797

Efficient Electric Heating

KYROS Digital Heating System

The second-generation KYROS range now includes smart energy software with four lifestyle programs already installed. You'll be able to reap the benefits of advanced functions that are accessible 24 hours a day, 7 days a week. From low consumption to high quality and different aesthetic finishes to impressive visual menus, the improved KYROS range has everything you need.



KYROS radiators

- Natural air convection.
- Energy saving functions.
- 24/7 programming.
- 4 pre-installed programs.
- Easy to install.



Part No.	Finish	IP Rating	Nominal Power	No. of Elements	Dimensions (mm)
Regular Range					
KRI0330RAD3	White	IP24C	330 W	3	W 350 x H 580
KRI0550RAD3	White	IP24C	550 W	5	W 520 x H 580
KRI0770RAD3	White	IP24C	770 W	7	W 690 x H 580
KRI0990RAD3	White	IP24C	990 W	9	W 840 x H 580
KRI1210RAD3	White	IP24C	1,210 W	11	W 1,010 x H 580
KRI1430RAD3	White	IP24C	1,430 W	13	W 1,180 x H 580
KRI1600RAD3	White	IP24C	1,600 W	15	W 1,330 x H 580
Conservatory Range					
KRI1100RAD3	White	IP24C	1,100 W	11	W 1,010 x H 420
KRI1200RAD3	White	IP24C	1,300 W	13	W 1,180 x H 420
KRI1500RAD3	White	IP24C	1,500 W	15	W 1,330 x H 420



KYROS towel rails

- Straight bar design with steel body.
- 2-Hour boost function.
- Energy saving functions.
- 4 pre-installed programs.




Part No.	Finish	IP Rating	Nominal Power	Dimensions (mm)
White Finish				
KTI030SEB3	White	IP44	300 W	W 500 x H 900
KTI050SEB3	White	IP44	500 W	W 500 x H 1,300
KTI075SEB3	White	IP44	750 W	W 500 x H 1,700
KTI100SEB3	White	IP44	1,000 W	W 500 x H 1,900
Chrome Finish				
KTI030SEC3	Chrome	IP44	300 W	W 500 x H 900
KTI050SEC3	Chrome	IP44	500 W	W 500 x H 1,300
KTI075SEC3	Chrome	IP44	750 W	W 500 x H 1,700
KTI100SEC3	Chrome	IP44	750 W	W 500 x H 1,900



Remote Controls

Part No.	Description
ACMI120	AIR Control Remote - White
ACMIB120	AIR Control Remote - Black
BCMI120	BASIC Control Remote

Underfloor heating



SMART & EASY
Touch thermostats
available.
*Sold separately.



Atria Ultra-thin underfloor heating system

- Thinnest system on the market at only 1.8mm cable thickness.
- Suitable for ceramic/tiled floors.
- BEAB approved heating elements.
- 10 years guarantee on heating mesh and free replacement if damaged during installation.

Part No.	Area (m²)	Watts (W)
MSIECT010	1	150
MSIECT015	1.5	225
MSIECT020	2	300
MSIECT025	2.5	375
MSIECT030	3	450
MSIECT035	3.5	525
MSIECT040	4	600
MSIECT045	4.5	675
MSIECT050	5	750
MSIECT060	6	900
MSIECT070	7	1,050
MSIECT080	8	1,200
MSIECT090	9	1,350
MSIECT100	10	1,500
MSIECT110	11	1,650
MSIECT120	12	1,800
MSIECT150	15	2,400

*Atria ultra-thin only can be installed on ceramic floors.
Other systems are available for wooden or carpet flooring.

Efficient Space Heating



Zehnder

Zehnder UK is a subsidiary of Zehnder Group headquartered in Switzerland. As a leading manufacturer of designer radiators, towel rails and ventilation systems Zehnder takes pride in ensuring design and innovation is at the heart of every product which is designed and developed.

Zehnder Aura Electric

- Simple on/off fitting available
- Thermostatic control version available
- Elegant design in high-quality chrome
- D-profile header tube creates harmonious design
- Chrome finish



Part No.	Watts	Size mm	Colour
Chrome finish - Simple Electric Immersion Heater			
PBECZ-080-40/F	150	821 x 400	Chrome
PBECZ-090-50/F	200	941 x 500	Chrome
PBECZ-120-50/F	300	1261 x 500	Chrome
PBECZ-120-60/F	400	1261 x 600	Chrome
PBECZ-180-50/F	500	1901 x 500	Chrome
Chrome finish - Thermostatic Control			
PBECZ-120-50/WF	300	1800 x 600	Chrome
PBECZ-120-60/WF	400	1287 x 600	Chrome

Zehnder Subway Electric

- Distinctive design ideally blends with modern bathrooms
- Available in 52 Zehnder Colours
- User-friendly control device allows simple operation
- Customisable daily and weekly programmes for convenient, on-demand operation
- Simple immersion heater or radio frequency options available
- Rear mounted brackets allowing for increased hanging space



Part No.	Watts	Size mm
White Finish - Simple Electric Immersion Heater		
SUBE-130-045/F	500	1261 x 450
SUBE-150-045/F	600	1549 x 450
SUBE-150-060/F	750	1549 x 600
SUBE-180-060/F	900	1837 x 600
White Finish - Radio Frequency Remote Programmer		
SUBE-130-045/GF	500	1261 x 450
SUBE-150-045/GF	600	1549 x 450
SUBE-150-060/GF	750	1549 x 600
SUBE-180-060/GF	900	1837 x 600
Chrome Finish - Simple Electric Immersion Heater		
SUBEC-130-045/F	300	1261 x 450
SUBEC-150-045/F	300	1549 x 450
SUBEC-150-060/F	500	1549 x 600
SUBEC-180-060/F	600	1837 x 600
Chrome Finish - Radio Frequency Remote Programmer		
SUBEC-130-045/GF	300	1351 x 450
SUBEC-150-045/GF	300	1549 x 450
SUBEC-150-060/GF	500	1549 x 600
SUBEC-180-060/GF	600	1837 x 600

Zehnder Alura Electric

- User-friendly control panel allows simple operation
- Simple operation due to three pre-defined heating programmes
- Energy-efficient and comfortable heating with innovative "open window detection"
- Operation on demand with energy consumption indicator
- Available in White
- EcoDesign Compliant



Part No.	Watts	Size mm
ALE-050-036/F	500	575 x 372
ALE-075-046/F	750	575 x 472
ALE-100-056/F	1000	575 x 572
ALE-125-076/F	1250	575 x 772
ALE-150-086/F	1500	575 x 872
ALE-200-116/F	2000	575 x 1172

Zehnder Roda Spa Asymmetrical

- Varied tube arrangement offers flexible use
- Operation as needed thanks to daily and weekly timer function
- Electric operation provides warm towels and comfortable rooms all year round
- Energy-efficient and comfortable heating
- EcoDesign Compliant
- Available in 52 Zehnder colours




Part No.	Watts	Size mm	Colour
White finish - Simple Electric Immersion Heater			
ROFEL-080-55/GF	500	826 x 500	White
ROFEL-120-55/GF	750	1206 x 550	White
ROFEL-170-55/GF	1000	1699 x 550	White
White finish - Radio Frequency Remote Programmer			
ROFER-080-55/GF	500	826 x 500	White
ROFER-120-55/GF	750	1206 x 550	White
ROFER-170-55/GF	1000	1699 x 550	White

Underfloor Heating

Heat Mat
Underfloor Heating

Heating Mats



The 160W/sqm is a professional fast to fit system designed to provide energy efficient floor warming in all rooms, and a full heating system in well insulated areas. This award winning electric underfloor heating mat has the additional benefit that it can be used beneath virtually any type of floor covering if covered with a levelling compound, ensuring luxurious warm floors whatever your chosen floor finish.

The 200W/sqm is designed to provide sole heating in conservatories and other high loss rooms under tile or natural stone floors.

Part No.	Size Width x Length (m)	Approx Coverage m ²
160W/sqm		
PKM-160-0070	0.5 x 1.4m	0.7
PKM-160-0110	0.5 x 2.2m	1.1
PKM-160-0150	0.5 x 3.0m	1.5
PKM-160-0200	0.5 x 4.0m	2.0
PKM-160-0230	0.5 x 4.6m	2.3
PKM-160-0280	0.5 x 5.6m	2.8
PKM-160-0310	0.5 x 6.2m	3.1
PKM-160-0370	0.5 x 7.4m	3.7
PKM-160-0390	0.5 x 7.8m	3.9
PKM-160-0440	0.5 x 8.8m	4.4
PKM-160-0470	0.5 x 9.4m	4.7
PKM-160-0520	0.5 x 10.4m	5.2
PKM-160-0560	0.5 x 11.2m	5.6
PKM-160-0620	0.5 x 12.4m	6.2
PKM-160-0680	0.5 x 13.6m	6.8
PKM-160-0770	0.5 x 15.4m	7.7
PKM-160-0830	0.5 x 16.6m	8.3
PKM-160-0870	0.5 x 17.4m	8.7
PKM-160-0980	0.5 x 19.6m	9.8
PKM-160-1040	0.5 x 20.8m	10.4
PKM-160-1160	0.5 x 23.2m	11.6
PKM-160-1280	0.5 x 25.6m	12.8
PKM-160-1470	0.5 x 29.4m	14.7
200W/sqm		
PKM-200-0060	0.5 x 1.2m	0.6
PKM-200-0100	0.5 x 2.0m	1.0
PKM-200-0160	0.5 x 3.2m	1.6
PKM-200-0200	0.5 x 4.0m	2.0
PKM-200-0260	0.5 x 5.2m	2.6
PKM-200-0280	0.5 x 5.6m	2.8
PKM-200-0350	0.5 x 7.0m	3.5
PKM-200-0420	0.5 x 8.4m	4.2
PKM-200-0540	0.5 x 10.8m	5.4
PKM-200-0600	0.5 x 12.0m	6.0
PKM-200-0670	0.5 x 13.4m	6.7
PKM-200-0750	0.5 x 15.0m	7.5
PKM-200-0890	0.5 x 17.8m	8.9
PKM-200-0990	0.5 x 19.7m	9.9
PKM-200-1320	0.5 x 26.4m	13.2

150W Combymat System



The 150W Combymat system is quick and easy to install, without the need for levelling compound. This system can provide sole source heating under a wide range of floor finishes including floating laminate or engineered boards and when combined with overlay boards carpet or vinyl. All Combymats need to be fitted onto 6mm foam underlay using aluminium tape to ensure heat spreads evenly across the floor.

Further information: All mats are 0.5m wide, Lifetime warranty, 240V, IPX7 rated, CE marked, 17th Edition Compliant, Made in Denmark.

Part No.	Length (m)	Wattage (W/m ²)	Coverage (m)
CBM-150-0100	2.0	150	1.0
CBM-150-0150	3.0	225	1.5
CBM-150-0200	4.0	300	2.0
CBM-150-0250	5.0	375	2.5
CBM-150-0300	6.0	450	3.0
CBM-150-0350	7.0	525	3.5
CBM-150-0400	8.0	600	4.0
CBM-150-0450	9.0	675	4.5
CBM-150-0500	10.0	750	5.0
CBM-150-0600	12.0	900	6.0
CBM-150-0700	14.0	1050	7.0
CBM-150-0800	16.0	1200	8.0
CBM-150-0900	18.0	1350	9.0
CBM-150-1000	20.0	1500	10.0
CBM-150-1200	24.0	1800	12.0
CBM-150-1500	30.0	2250	15.0

Thermal Insulation Board



Heat Mat underfloor heating insulation boards will boost energy efficiency, increase warm-up time and reduce running-costs. Thermal insulation boards are waterproof and constructed with a concrete exterior for added strength. They minimise downward heat loss and help to spread the heat evenly over the floor. The boards are suitable for nearly all sub-floors and available in 4mm, 6mm, 10mm or 20mm thicknesses.

Further information: 4,6,10 or 20mm thicknesses available, made in the UK, BBA approved, all boards are 1.2 in length x 0.6m.

Part No.	Coverage (m)	Thickness (mm)	Pack Size (Boards)
TTB-004-4PCK	2.88	4	4
TTB-004-5PCK	3.60	4	5
TTB-006-5PCK	3.60	6	5
TTB-006-6PCK	4.32	6	6
TTB-006-7PCK	5.04	6	7
TTB-006-8PCK	5.76	6	8
TTB-010-4PCK	2.88	10	4
TTB-010-5PCK	3.60	10	5
TTB-010-6PCK	4.32	10	6
TTB-010-7PCK	5.04	10	7
TTB-020-0004	3.60	20	5
TTB-111-0090	Thermal insulation Board Reinforcement Tape - 90m Roll for 8m ² of Boards		
TTB-111-1000	Screws and Washers for Fixing 6mm and 10mm Boards onto Floorboards (50 per pack - enough for 3 boards)		

Thermostats

Heat Mat's NGTouch thermostat is a full colour touchscreen controller. The NGTouch is simple to install and operate. The thermostat can be pre-programmed for 4 or 6 heating events per day to suit a homeowner's lifestyle. The NGTouch is available with stylish square frames in premium materials such as stainless steel, chrome or glass.

- Simple to set up and operate.
- Monitors energy use.
- Eco-mode for energy saving.
- Includes holiday mode, comfort mode, boost and frost protection.
- WiFi version available, control your UFH from an app.



Further information: Lifetime warranty, Lot 20 Compliant, BEAB Approved, 16 Amp, 17th Edition compliant, Made in Denmark


Part No.	Description
NGT-2.0-STND	Polar White with Colour Touchscreen - 16A
NGT-2.0-SILV	Silver with Colour Touchscreen - 16A
NGT-2.0-BLCK	Gloss Black with Colour Touchscreen - 16A
NGT-2.0-WIFI	WiFi Enabled NGTouch Thermostat

Underfloor Heating

Heat Mat
Underfloor Heating

Flexheat

The FlexHeat range is suitable for installation under a variety of floor coverings including tiles, laminate, wood, vinyl and carpet.

FlexHeat by
Heat Mat
Underfloor Heating


Heat Mat Underfloor Heating is:

- Easy to install.
- Great value for money.
- Cables and mats covered by 10-year warranties.
- Thermostats covered by extended warranties.
- Maintenance free.
- Mix and match sizes.
- Constructed with a 3mm cable for low build height.
- Made in Europe.
- Independently approved.

The range is underpinned by Heat Mat's expertise and commitment to safety. You can trust Heat Mat to provide reliable, quality underfloor heating.

150W/m² Heating Mats

High power dual conductor undertile heating mats

Part No.	Unit Power (kW)	Length (m)	Coverage
UFMAT010	0.15	1.0	2m x 0.5m
UFMAT015	0.22	1.5	3m x 0.5m
UFMAT020	0.30	2.0	4m x 0.5m
UFMAT025	0.37	2.5	5m x 0.5m
UFMAT030	0.45	3.0	6m x 0.5m
UFMAT040	0.60	4.0	8m x 0.5m
UFMAT050	0.75	5.0	10m x 0.5m
UFMAT060	0.90	6.0	12m x 0.5m
UFMAT070	1.05	7.0	14m x 0.5m
UFMAT080	1.20	8.0	16m x 0.5m
UFMAT090	1.35	9.0	18m x 0.5m
UFMAT100	1.50	10.0	20m x 0.5m

Underfloor Heating Cable

Ideally suited to small/complicated areas or where a higher output is required.

Part No.	Unit Power (kW)	Area (m ²)	Size
UFCAB200	0.20	11.8	1.0 - 1.5
UFCAB300	0.30	17.6	1.6 - 2.2
UFCAB400	0.40	23.5	2.3 - 3.0
UFCAB600	0.60	35.3	3.1 - 4.4
UFCAB800	0.80	47.1	4.5 - 5.9
UFCAB1200	1.20	70.6	7.0 - 8.4

Programmable Thermostats

Part No.	Description
UFSTAT00	Thermostat 3600W - 16A
UFSTAT10	Thermostat 3600W - 16A

Mirror Demisters

Heat Mat's range of mirror demister pads keep bathroom mirrors steam free. A wide range of sizes are available including a 12V version. Sizes can be mixed and matched to provide the perfect coverage every time. They are simple to fit and can be wired through the lighting circuit.

Further information: Lifetime Warranty, 230v, IP44 rated, BEAB Approved. 17th Edition Compliant, Made in the UK.



Part No.	Size (mm)	Wattage
MRH-274-0150	274 x 150	7W
MRH-274-0265	274 x 265	15W
MRH-274-0584	274 x 584	25W
MRH-300-0800	300 x 800	48W
MRH-400-0450	400 x 450	36W
MRH-524-0520	524 x 520	50W
MRH-524-0785	524 x 785	80W
MRH-524-1040	524 x 1040	100W
MRH-524-1505	524 x 1505	150W

Ice & Snow Melting Systems

Driveway, Walkway & Ramp Heating

The robust heating wire systems are suitable to protect driveways, car parks, pathways, steps, loading ramps and bridges. When used in conjunction with intelligent thermostats they provide an energy efficient and fully automated heating system. Heat Mat's Scandinavian designed Ice & Snow melting systems can be used beneath virtually any surface to ensure it remains free from dangerous ice and snow build-up.

Roof & Gutter Heating

A complete range of heating cables, thermostats and fitting accessories, to provide fully automated protection against dangerous ice and snow build-up on roofs and in gutters. Roof heating systems are suitable for ensuring ice and snow build-up does not block drainage channels and gutters and prevents subsequent water ingress into buildings; systems can also be designed to ensure roof-based fire-escapes and walkways are kept free.

Trace Heating & Pipe Protection

Trace heating cables provide focused and controllable heat to prevent pipes and gutters from freezing, or to maintain process temperatures. The major benefits of Trace heating are that the specialist cables 'self-regulate' their temperature (so they cannot overheat) and they can also be cut to length during installation, to ensure the perfect fit, every time.

Contact Heat Mat to discuss your project on 01444 247020 or email tech@heatmat.co.uk

Heating Controls

Warmup

4iE® Smart Wifi Thermostat



Always at the Right Temperature, Home or Away

Using SmartGeo™, your 4iE® works with your smartphone to ensure your home is always comfortable when you arrive, whilst using the most efficient temperatures when you are away. If you want to use a conventional program or just want to make a quick change, the MyHeating™ app is simple and easy to use.

The most efficient settings for your home

The 4iE® learns how you use your heating and the unique way your home responds to changes in temperature to calculate more efficient settings.

The 4iE® is designed to look great in any home décor with glass effect front faces and bevelled chrome edges that reflect wall colours. Your 4iE® can also be customised with vinyl overlays to and personal wallpapers.



SAFETY Net™
Installation-Guarantee

Automatically on the Best Energy Tariff, Year after Year

Using AutoSwitch™ the 4iE® can find you lower energy tariffs and automatically switch you to the best deal. Saving on average £210 per year.

(Source: CMA, June 2016).



Now you can use the innovative 4iE® with your Central Heating System

The Warmup +Kit works with the 4iE® (sold separately) to bring the energy and money saving features of the 4iE to your entire central heating system. The +Kit receiver unit simply connects to the boiler and communicates wirelessly with the 4iE®, which can be placed anywhere in the home.

Warmup 3iE® Energy-Monitor Thermostat



Designed by Warmup®, the 3iE® Energy-Monitor Thermostat was the first programmable thermostat to come with Active Energy Management™ prompting users to save up to 10% on energy bills.



Tempo Digital Thermostat



The elegant Tempo thermostat enables home-owners to setup their heating programme effortlessly in seconds.



DCM-PRO



The DCM-PRO is the fastest way to install a heated decoupling system in all areas; in fact, 40% faster than standard underfloor heating membranes. The self-adhesive underside acts as a self-healing decoupling layer and eliminates the need for an adhesive layer, reducing both time and costs.



Output	230W/m ²	150W/m ²	115W/m ²
Spacing	60mm	90mm*	120mm
Castellations	2	3	4

Part No.	Area Covered	Area Covered	Area Covered
DCM-C-1	0.7m ²	1.0m ²	1.3m ²
DCM-C-1.5	1.0m ²	1.5m ²	2.0m ²
DCM-C-2	1.3m ²	2.0m ²	2.7m ²
DCM-C-2.5	1.7m ²	2.5m ²	3.3m ²
DCM-C-3	2.0m ²	3.0m ²	4.0m ²
DCM-C-3.5	2.3m ²	3.5m ²	4.7m ²
DCM-C-4	2.7m ²	4.0m ²	5.3m ²
DCM-C-4.5	3.0m ²	4.5m ²	6.0m ²
DCM-C-5	3.3m ²	5.0m ²	6.7m ²
DCM-C-6	4.0m ²	6.0m ²	8.0m ²
DCM-C-7	4.7m ²	7.0m ²	9.3m ²
DCM-C-8	5.3m ²	8.0m ²	10.7m ²
DCM-C-9	6.0m ²	9.0m ²	12.0m ²
DCM-C-10	6.7m ²	10.0m ²	13.3m ²
DCM-C-12	8.0m ²	12.0m ²	16.0m ²
DCM-C-14	9.3m ²	14.0m ²	18.7m ²
DCM-C-16	10.7m ²	16.0m ²	21.3m ²

Part No.	Format	Length	Width	Area Covered
DCM-M-1	Sheets	1m	1m	1m ²
DCM-M-15	Rolls	15m	1m	15m ²

Electric Underfloor Heating

Warmup® Loose Wire Undertile System

Warmup Loose Wire System uses an ultra-thin dual-core heating wire that is flexible, easy to install and will not raise floor levels. Ideal for more irregular shaped areas for precise installation. The BEAB-approved element is the thinnest in the industry (1.8mm) and comes with a **Lifetime Warranty**.

SAFETYNet™
Installation-Guarantee



Warmup Loose Wire

Part No.	Area m ²	Watts	Amps
DWS300	1.5 - 2.4	300W	1.30A
DWS400	2.5 - 3.4	400W	1.80A
DWS600	3.5 - 4.4	600W	2.61A
DWS800	4.5 - 5.9	800W	3.48A

* Contributions of these heaters cover up to 25m².
Ask for more details.

Warmup® 150W/m² & 200W/m² StickyMat System

Warmup StickyMat underfloor heating system is suitable for all projects: new-build, retrofits and refurbishments. The StickyMat System consists of a thin loose wire (1.8mm) evenly spaced and taped to a glassfibre mesh with pressure sensitive adhesive, which allows for the fastest and most secure installation method of electric underfloor heating. It is perfect for evenly heating large or regular-shaped rooms. 200W/m² models are recommended for use in rooms with high-heat loss.

SAFETYNet™
Installation-Guarantee



Warmup® Insulation Boards



Insulate and waterproof in one easy step with Warmup Insulation Boards. Made from extruded polystyrene, the boards have a high thermal insulation property for energy efficiency and an added benefit of sound proofing. They can be used on walls or floors and are ideal for applications such as dry lining, insulating and waterproofing in areas such as wetrooms, bathrooms and kitchens. Insulation boards reduce energy usage by preventing heat loss to the subfloor. A warm floor can be achieved in as little as 20 minutes compared to over two hours if not used.

Boards Cover any Size Room

Board Size (mm): 1250 x 600 x 10

Can withstand 30 tonnes/m²

R Value: 0.28

Water Absorption: Nil

High Sound Proofing Properties

Class "0" / "B1" fire rated

150W/m² StickyMat

Part No.	Area m ²	Watts	Amps
SPM1	1.0	150W	0.65A
SPM1.5	1.5	225W	0.98A
SPM2	2.0	300W	1.30A
SMP3	3.0	450W	1.96A
SMP4	4.0	600W	2.61A
SMP5	5.0	750W	3.26A
SMP6	6.0	900W	3.91A
SMP7	7.0	1050W	4.57A
SMP8	8.0	1200W	5.22A
SMP9	9.0	1350W	5.87A
SMP10	10.0	1500W	6.52A
SMP11	11.0	1650W	7.17A
SMP15	15.0	2250W	9.78A

200W/m² StickyMat

Part No.	Area m ²	Watts	Amps
2SPM0.5	0.5	100W	0.44A
2SPM1	1.0	200W	0.87A
2SPM1.5	1.5	300W	1.30A
2SPM2	2.0	400W	1.74A
2SPM3	3.0	600W	2.61A
2SPM4	4.0	800W	3.48A
2SPM5	5.0	1000W	4.35A
2SPM6	6.0	1200W	5.22A
2SPM7	7.0	1400W	6.09A
2SPM8	8.0	1600W	6.96A
2SPM9	9.0	1800W	7.83A
2SPM10	10.0	2000W	8.70A

SAFETYNet™
Installation-Guarantee

The **Warmup® SafteyNet Guarantee™** is a unique customer benefit whereby Warmup will replace, at no cost, a heater accidentally damaged during installation. Ask for more details.



FS 586320

UK TRADE & INVESTMENT
Exceptional Manufacturer of the Year
London Passport to Export Awards



Fans & Air Conditioning



Fans

SSF16D

SSF16D

STF2

CE TÜV GS

SSF16D

HVF18

STF9D

STF16D

AirMaster

Heating & Ventilation

Desk/Wall Mounting & Pedestal Fans

Desk/Pedestal Fans have the following features:

- Certified by TÜV to BS3456 & BS EN 60335.
- Packed in four colour boxes.
- Bar codes on inner carton & outer carton.
- Selling successfully for over 20 years in U.K.

Part No.	Description
STF9D	9" Desk Fan - 3 Speed
STF12D	12" Desk Fan - 3 Speed
STF16D	16" Desk Fan - 3 Speed
SSF16D	16" Pedestal Fan - 3 Speed
STF2	Tower Fan with Timer
SWF16	16" Wall Pull Cord Fan - 3 Speed
HVF18	18" High Velocity Fan - 3 Speed
SAF12CHR	12" Antique Desk Fan - 3 Speed

All units come complete with fitting instructions & 13Amp Plug.

Air Conditioning

Portable Air Conditioners

Part No.	Description
ACP12RC	Portable Air Conditioner 850W 4.2A Cooling Capacity - 115000BTU.h
DH12L	Portable De-Humidifier 12 Ltrs Air Volume 130M ³ /h



Water Heating



Instant Electric Showers

Pure

A great value, compact push-button Start/Stop instant electric shower. Pure showers have right hand side entry options for water and power connection and feature a 600mm riser rail with variable fixing centre brackets.

All Pure showers are supplied with 1 metre anti-kink hose and a single mode shower head with easy rub-clean spray nozzles.

Bright

Bright showers have been purposely designed to enable quick and easy installation. They feature SmartFit connectivity with both left and right hand side multi-entry options, twin terminal blocks and removeable bottom corner sections for ease of access making them the ultimate replacement showers. Bright models have 1.25 metre anti-kink hose, 3 mode shower head and a soap dish with hose retainer.

Glow

With all the same SmartFit installation features, for ease of replacement, as the Bright shower range, Glow showers also feature a LED digital temperature display and phased shutdown antiscaling technology. The showers smooth white finish is accented with chrome controls and comes complete with a full accessory kit including; 5 mode easy rub-clean showerhead and 1.5 metre anti-kink shower hose.



Part No.	Description	Rating
53531301	RPS7 PURE Push Button Start/Stop (Right Hand Connections)	7.5kW
53531001	RPS8 PURE Push Button Start/Stop (Right Hand Connections)	8.5kW
53531101	RP9S PURE Push Button Start/Stop (Right Hand Connections)	9.5kW
53533301	RBS7 BRIGHT Push Button Start/Stop (SmartFit Multi-Entry Connections)	7.5kW
53533001	RBS8 BRIGHT Push Button Start/Stop (SmartFit Multi-Entry Connections)	8.5kW
53533101	RBS9 BRIGHT Push Button Start/Stop (SmartFit Multi-Entry Connections)	9.5kW
53533201	RBS10 BRIGHT Push Button Start/Stop (SmartFit Multi-Entry Connections)	10.5kW
53535001	RGS8 GLOW Push Button Start/Stop Digital - Phased Shutdown (SmartFit)	8.5kW
53535101	RGS9 GLOW Push Button Start/Stop Digital - Phased Shutdown (SmartFit)	9.5kW
53535201	RGS10 GLOW Push Button Start/Stop Digital - Phased Shutdown (SmartFit)	10.5kW

Beverage Water Heaters

Sensaboil Automatic Boilers



The Sensaboil range of wall mounted beverage water boilers is contemporary and functional, perfect for commercial applications. The units feature push button power on/off with LED indicators to show power on and a 'descale now' warning. Sensaboil units automatically fill and are available in a range of capacities for delivery up to 206 cups of hot water per hour.

Part No.	Short Code	Capacity	Rating
White Casing			
22672801	SB3W	3 litres	3.5kW
22673801	SB5W	5 litres	3.5kW
22674801	SB7W	7.5 litres	3.5kW
Stainless Steel Casing			
22672805	SB3S	3 litres	3.5kW
22673805	SB5S	5 litres	3.5kW
22674805	SB7S	7.5 litres	3.5kW

Instantaneous Water Heaters

Powerstream Eco Unvented Instantaneous Water Heaters



The Powerstream Eco instantaneous water heater delivers hot water at the point of use, eliminating the need for a centrally located hot water cylinder and long pipe runs. The units benefit from four power level selections, enabling energy management and allowing users to move between High, Eco, Low and Cold. The Powerstream Eco can be installed to supply two hand basins in many commercial applications with the recommended spray taps fitted or one basin and a shower using the Powerstream mixer kit accessory.

Part No.	Short Code	Description	Rating
Powerstream Eco Water Heaters			
45673201	RP1E	Powerstream Eco	9.5kW
45673202	RP10.8E	Powerstream Eco	10.8kW
Accessories			
85793616	LT1	Level Control Spray Tap	
85793620	RM1	Shower Mixer Kit	

Handwash Water Heaters

Instant Manual 13V/Auto AV3 Hand Wash Units



Instant hand washers are compact, wall mounted warm water dispensers, delivering an unlimited supply of heated water typically used for hand and face washing. They are connected to a cold water supply only and the mains electricity and provide instant hot water. They do not store hot water but heat as they dispense - hence, instant and convenient. Manual 13V units are operated by a single control dial for start/stop, and Auto AV3 units feature automatic, hands free operation, perfect for food preparation and high care environments.

Part No.	Short Code	Description	Rating
43678901	I3V	Manual Handwash	3kW
43679901	AV3	Automatic Handwash	3kW

Fire Detection



Ei144rc - Mains Powered Heat Alarm



Part No.	Description
Ei144RC	Mains Powered Heat Alarm with 9V Alkaline Battery Back-up and Easi-fit Base

Ei141rc - Mains Powered Ionisation Smoke Alarm



Part No.	Description
Ei141RC	Mains Powered Ionisation Smoke Alarm with 9V Alkaline Battery Back-up and Easi-fit Base

Ei166e - Mains Powered Optical Smoke Alarm



- Mains powered alarm with a sealed in 10 year Lithium battery back-up.
- Compatible with RadioLINK+ Wireless Interconnection technology.
- Easi-fit base.

Part No.	Description
Ei166e	Mains Powered Optical Smoke Alarm with 10 Year Lithium Cell Back-up

Ei164e - Mains Powered Heat Alarm



Part No.	Description
Ei164e	Mains Powered Heat Alarm with 10 Year Lithium Cell Back-up

Ei161e - Mains Powered Ionisation Smoke Alarm



Part No.	Description
Ei161e	Mains Powered Ionisation Smoke Alarm with 10 Year Lithium Cell Back-up and Easi-fit Base

Ei2110e Multi-Sensor Fire Alarm



- Most effective domestic fire alarm on the market.
- A heat and an optical sensor work together to respond to all fire types.
- Unique Dust Compensation feature virtually eliminates nuisance alarms.
- Compatible with RadioLINK+ Wireless Interconnection technology.
- Contains AudioLINK Data Extraction technology.
- Easi-fit base.
- Mains powered alarm with a sealed in 10 year Lithium battery back-up.

Part No.	Description
Ei2110e	Multi-Sensor Fire Alarm

Ei146RC - Mains Powered Optical Smoke Alarm



- Mains powered with 9V alkaline battery back-up.
- Compatible with RadioLINK Wireless Interconnection Technology.
- Easi-fit base.

Part No.	Description
Ei146RC	Mains Powered Optical Smoke Alarm with 9V Alkaline Battery Back-up

Module Ei100MRF



Add the Ei100MRF RadioLINK+ Module to the Ei2110e or 160e Series Alarms to allow for wireless interconnection and whole system monitoring. Simply plug the module into the alarm head.

Part No.	Description
Ei100MRF	RadioLINK+ Module

Ei168RC RadioLINK Base



To enable RadioLINK Wireless Interconnection fit an Ei168RC RadioLINK base under each 140RC Series alarm in the system.

Part No.	Description
Ei168RC	RadioLINK Base Mains Powered with 10 Year Lithium Battery Back-up for 140RC Series Alarms

Fire Detection



Ei450 RadioLINK Alarm Controller



- Test, silence and locate alarms from an easy to reach place.
- Compatible with RadioLINK+ and RadioLINK Alarms.
- LED display to show Fire or Carbon Monoxide Alarm activation.
- 10 year life.
- Battery powered sealed in Lithium cell.

Part No.	Description
Ei450	RadioLINK+ Alarm Controller

Ei414 RadioLINK+ Fire/CO Alarm Interface



- Interface into various other systems including warden call systems, sprinkler systems and alarm panels.
- Compatible with RadioLINK+ and RadioLINK alarms.
- Displays Fire or CO alarm activation.

Part No.	Description
Ei414	RadioLINK+ Fire/CO Alarm Interface

Ei407 RadioLINK Manual Call Point



- Triggers alarms when front plate is pressed
- Battery powered, 10 year life
- Compatible with RadioLINK+ and RadioLINK alarms

Part No.	Description
Ei407	RadioLINK Manual Call Point

CO Alarms



All Aico CO Alarms, as well as the Ei2110e, contain AudioLINK Data Extraction Technology. AudioLINK allows you to get real time data direct from the alarm, saving time, money and lives. Once extracted the app will display a report that can be saved or sent on.

The report includes:

- Alarm activations.
- Sensor status.
- Record of testing.
- Battery and back up cell status.
- Peak CO level (CO alarms only).
- Background CO levels (CO alarms only).
- Dust levels (Ei2110e only).



Ei208WRF RadioLINK+ Battery Powered CO Alarm



- Battery powered - sealed in Lithium cell.
- Built in AudioLINK data extraction technology.
- 10 year life.
- Built-in RadioLINK+ Wireless Interconnection technology.
- Easy to fit – twist on base and multi-fixings.
- Proven electrochemical sensor.

Part No.	Description
Ei208WRF	Battery CO Alarm with RadioLINK+

Ei208 Battery Powered CO Alarm



- Battery powered – sealed in Lithium cell.
- Built in AudioLINK Data Extraction technology.
- 10 year life.
- Easy to fit – twist on base and multi-fixings.
- Proven electrochemical sensor.

Part No.	Description
Ei208	Battery CO Alarm

Fire Alarms



MAGfire®

Fire Panels

- Active end of line monitoring and head removal
- Unlimited number of call points per zone
- Integral evacuate alarm button
- 'Class change' facility
- Enable/disable security key
- One man walk test facility
- Volt free fire change over relay
- Volt free fault change over relay
- Individual sounder circuit fault ID
- Individual zone/sounder isolate
- Approved to EN54 Parts 2 and 4
- Construction Products Regulation (CPR) compliant
- CE certified
- Requires only 1x12v battery

Part No.	Description
MAG2P	2 Zone Fire Panel
MAG4P	4 Zone Fire Panel
MAG816	8-16 Zone Fire Panel



Conventional Fire Alarm Kits

FLK4PH kit contains:

- MAG4P 4 zone fire panel.
- 5 x PSD-2 Optical smoke detectors complete with bases.
- 1 x FHD-2 Fixed temperature heat detector with base.
- 2 x SCP-2R call points.
- 2 x BA-2R Banshee sounders.
- 1 x BAT7 12v 7.0ah SLA battery.

FLK2P kit contains:

- MAG2P 2 zone fire panel.
- 6 x PSD-2 Optical smoke detectors complete with bases.
- 2 x SCP-2R call points.
- 2 x BA-2R Banshee sounders.
- 1 x BAT7 12v 7.0ah SLA battery.

Part No.	Description
FLK4PH	4 Zone Conventional Fire Alarm Kit
FLK2P	2 Zone Conventional Fire Alarm Kit



Fire Alarm Accessories

These MAGFire accessories have been developed to provide a perfect compliment to the MAGFire range.

Part No.	Description
PSD-2	Optical smoke detector
CSD-2	Optical smoke & fixed heat detector
FHD-2	Fixed temperature heat detector
RHD-2	Rate of rise heat detector
BA-2W	White Banshee Sounder
BA-2R	Red Banshee Sounder
CB-1R	Banshee Sounder and Strobe
FS1L	LED Strobe
IFB-1	Internal Fire Bell
SCP2R	Resettable Call Point
ZRL2	LED Indicator Plate
BAT7	12V - 7.0AH SLA Battery
MAGISORP	Fire Isolator Switch (Red)
MAGISOWP	Fire Isolator Switch (White)




Toilet Alarms & Lighting



Essentials

Disabled Persons Toilet Alarm Kit

- Simple install, 3 part kit - Indication Module, Pull cord module & Reset Module.
- Meets Part M building regulations and BS8300.
- Antibacterial properties (UDTAKIT Only).
- Alarm to raise alert for assistance.
- Compact design to suit many interiors.
- Supplied with disabled persons sign for toilet door.
- All modules supplied with single gang back box (UDTAKIT Only).
- System is expandable to include additional indication and pull cord.



Part No.	Description
UDTAKIT	Disabled Persons Toilet Alarm Kit
UDTAKITSS	Disabled Persons Toilet Alarm Kit (Stainless Steel)

GuardCam^{LED}

Combined Security LED floodlight

GuardCam LED is a complete all-in-one PIR floodlight, camera, speaker and DVR system. Simply connect to mains power, fix to wall, set the time and date and switch on!

- Detect the intruder.
- Floodlight the area and initiate a video recording.
- Deliver an audible warning.
- Ability to record users own warning message.
- Captures 60,000 still images or 750 twenty second video clips with 4GB card supplied.
- Maximum card size allowable now 32GB.

Part No.	Description
GUARD-CAM LED	Combined Security LED Floodlight



VanCamTM

Vandal Resistant Surveillance System

VANCAM has all the features of CANCEMHD but with the added benefit of a steel vandal resistant case for installation in vulnerable applications such as a shed, rear of van, portable cabin, garage or out house.

- 1080p HD video resolution.
- 8MP still image resolution.
- Internal SD card recording.
- Battery or 6vdc powered.
- Black covert infra-red illumination.
- High quality fixed 6mm lens Camera.
- Weatherproof Rating IP55.
- Supplied with vandal resistant casing.

Part No.	Description
VANCAM	Vandal Resistant Surveillance System
CANCEMHD	Stand Alone External Surveillance System



CCTV



rekor HD

HD 1080P CCTV Kit

- 1080P DVR.
- 2-4 x 1080P HD Cameras (Bullet / Dome options).
- 2-4 x 20m RG59 shotgun cable.
- 5 to 1 power supply.
- Remote viewing App.
- 500GB Hard drive.



Part No.	Description
REKHD4KB2W	4 Channel 1080P Bullet White 500GB 2 Camera
REKHD4KB2G	4 Channel 1080P Bullet Grey 500GB 2 Camera
REKHD4KD2W	4 Channel 1080P Dome White 500GB 2 Camera
REKHD4KD2G	4 Channel 1080P Dome Grey 500GB 2 Camera
REKHD4KB4W	4 Channel 1080P Bullet White 500GB 4 Camera
REKHD4KB4G	4 Channel 1080P Bullet Grey 500GB 4 Camera
REKHD4KD4W	4 Channel 1080P Dome White 500GB 4 Camera
REKHD4KD4G	4 Channel 1080P Dome Grey 500GB 4 Camera

HDview

Wire Free 1080P CCTV Kit

- 4 Channel 1080P NVR.
- 2-4 x 2MP HD day/night bullet cameras.
- Silent fanless operation.
- Remote monitoring.
- 1 x HDMI cable provided.
- Remote viewing app.

Part No.	Description
FHDV4KBWF1TB	2 White Bullet Camera WIFI CCTV Kit 1TB
FHDV4KBBWF	2 Black Bullet Camera WIFI CCTV Kit 500GB
FHDV4KBBWF1TB	2 Black Bullet Camera WIFI CCTV Kit 1TB
FHDV4KB4WF	4 White Bullet Camera WIFI CCTV Kit 500GB
FHDV4KB4WF1TB	4 White Bullet Camera WIFI CCTV Kit 1TB
FHDV4KBB4WF	4 Black Bullet Camera WIFI CCTV Kit 500GB
FHDV4KBB4WF1TB	4 Black Bullet Camera WIFI CCTV Kit 1TB
FHDVC4FBBWF	WIFI CCTV Bullet Camera Black
FHDVC4FBWF	WIFI CCTV Bullet Camera White



CCTV



HDview

HD 4MP CCTV Kit

- 4MP DVR.
- 2-4 4MP HD Cameras (Bullet / Dome options).
- 2-4 x 20m RG59 shotgun cable.
- 5 to 1 power supply.
- Remote viewing App.



Part No.	Description
SHDV4KB2G	4 Channel 500GB 4MP Grey Bullet Kit 2 Cameras
SHDV4KB2G1TB	4 Channel 1TB 4MP Grey Bullet Kit 2 Cameras
SHDV4KD2G	4 Channel 500GB 4MP Grey Dome Kit 2 Cameras
SHDV4KD2G1TB	4 Channel 1TB 4MP Grey Dome Kit 2 Cameras
SHDV4KB4G	4 Channel 500GB 4MP Grey Bullet Kit 4 Cameras
SHDV4KB4G1TB	4 Channel 1TB 4MP Grey Bullet Kit 4 Cameras
SHDV4KD4G	4 Channel 500GB 4MP Grey Dome Kit 4 Cameras
SHDV4KD4G1TB	4 Channel 1TB 4MP Grey Dome Kit 4 Cameras
SHDV8KB4G	8 Channel 1TB 4MP Grey Bullet Kit 4 Cameras
SHDV8KD4G	8 Channel 1TB 4MP Grey Dome Kit 4 Cameras

HDview

4MP HD Cameras

- 3.6mm Fixed Lens.
- True High Definition 4MP Cameras.
- Built in Infrared LED Illumination.
- IP66 Weatherproof Housing.



Part No.	Description
SHDVC36FBG	Grey Bullet Camera
SHDVC36FDG	Grey Dome Camera

LED Monitors

- Energy efficient wide screen LED panel.
- HDMI output (Lead Included)
- Complete with desktop stand
- VESA wall mount option



Part No.	Description
MON284K	28" Ultra High Definition Monitor
MON23L	23.8" Black 16:9 LED Monitor
MON21L	21.5" Black 16:9 LED Monitor
MON18L	18.5" Black 16:9 LED Monitor

Door Entry



aperta™

Colour Video Door Entry System



- Simple 2 core cable installation.
- Single power supply (included) supports all monitors and outdoor stations in a flexible combination of upto 5 devices.
- Clear high resolution colour picture on 7" hands free TFT monitor.

Part No.	Description
APKIT	(c/w White Monitor)
APKITBLK	(c/w Black Monitor)
APKITKP	Keypad System (c/w White Monitor)
APKITKPBLK	Keypad System (c/w Black Monitor)

Door Entry Kit



Complete entry system in one box comprising of:

- EZ-TAG3 Proximity Door Entry.
- EV-EXIT Push to Exit Button.
- EVML-250 Electromagnetic Lock.
- EV-EBG Emergency Break Glass.
- EVBPSBB Boxed power supply.

Part No.	Description
EZTAG3PRO	Proximity and Keypad Door Entry Kit

Battery Powered Wi-Fi Door Station with Record Facility



- Alerts user to visitors via smart-phone APP.
- Up to 6 months battery life, based on 3 activations per day.
- Complete with wire-free door chime.
- High Definition colour image.
- Infra-red LEDs for low light use.
- Visitor record function.
- Lock release facility.
- Weatherproof rating: IP55.

Part No.	Description
APWIFIDSBP	(Silver)
APWIFIDSBKBP	(Black)

Wi-Fi Door station



- Visitor record function (Micro SD card included).
- 720P High Definition colour image.
- Infra-red LEDs for low light use.
- Alerts user to visitors via APP.
- Lock release facility.
- Clear 2 way audio.
- Weatherproof.
- Robust metal housing.
- Tamper alarm protection.
- Hardwired bell chime output.

Part No.	Description
APWIFIDS	(Silver)
APWIFIDSBK	(Black)

Fire Alarm Systems



A trading division of Norbain Holdings Ltd

CFP Conventional Systems

LPCB certified to the latest revisions of EN54 parts 2 and 4, the new-look super-enhanced CFP conventional fire panel offers an array of user and installer-friendly features at a very competitive price.

Each of the 2, 4, or 8 zone panels available feature four conventional sounder circuits, class change and alert inputs, on-board fire and fault relays and combined keypad/keyswitch entry.

- LPCB certified to the latest versions of EN54 Parts 2 and 4.
- 2, 4 or 8 zone circuits (dependent on model).
- Four conventional sounder circuits.
- Integral 1.5A EN54-4/A2 compliant switch mode PSU.
- Wide range of engineering functions including zone test, coincidence*, zone delay and non-latching zones*.
- Two on-board relays (Fire and Fault).
- Two open-collector outputs (Remote & Reset).
- 'Class change' and alert inputs.
- Installer-friendly design accommodates easy first fix and straightforward maintenance.
- Attractive flush or surface mountable plastic lid and enclosure - no bezel required.
- Low 25mA quiescent current.
- End of line units included (one per zone).
- Ancillary system expansion connections provided for up to eight two-wire repeaters (one CFP761 network driver card required per system) and optional CFP relay boards.



Part No.	Description
Panels	
P-3032	2 Zone CFP Conventional Control Panel
P-3033	4 Zone CFP Conventional Control Panel
P-3034	8 Zone CFP Conventional Control Panel
BAT-3002	3.4AH Batteries (x2 Required)
Detectors	
SD-1000	S65 Optical Smoke Detector
SD-1001	S65 Ionisation Smoke Detector
SD-1002	S65 Rate of Rise 57°C A1R Heat Detector
SD-1005	S65 Static 90°C Heat Detector
SD-1006	S65 Diode Base
Sounders / Beacons	
SDR-3001	Roshni Sounder
AV-1009	Solista Sounder / Beacon (VID)



Part No.	Description
EN54-23 Visual Alarm Devices (VAD's)	
AV-1040	Wall Sounder/Beacon - Red Body, White Flash
SBE-2003	Wall Beacon - Red Body, White Flash
SBE-2002	Ceiling Beacon - White Body, White Flash
Call Points	
CP-1000	Universal Call Point
CP-1001	Call Point Glass (pack of 10)
CP-1003	Call Point Protective Cover
Bells	
BEL-1015	6 Inch Red Bell

AlarmSense® Bi-Wire System

The new Pulse2 AlarmSense® range consists of a series of conventional, 2, 4 & 8 zone fire alarm control panels designed and approved in accordance with European standards BS EN54-2 and BS EN54-4 Fire Detection and Fire Alarm systems - Control and Indicating Equipment.

- Fully certified to BS EN54-2 and BS EN54-4.
- Allows systems to be installed in accordance with BS5838: Part 6.
- 2 wire systems, reduces installation cabling.
- 2-wire repeaters and ancillary boards via serial bus.
- Fully programmable using simple menu options.
- Adjustable sounder delay time.
- Sounder configuration options.
- Zonal sounder delay for detectors only.
- Zonal sounder delay for call points only.
- Coincidence output via ancillary board.
- Short circuit fire selectable by zone.
- Non latching selection by zone.
- Silent zones (common sounder outputs).
- Zone input delay for sprinkler system connection.
- AlarmSense® local alarm feature supported.
- Simple, single board construction.
- Installer friendly.
- Compatible with all AlarmSense® devices.
- Two conventional monitored sounder outputs.
- 3 Amp power supply.



Part No.	Description
Panels	
AS-3000	2 Zone Pulse Control Panel
AS-3001	4 Zone Pulse Control Panel
AS-3002	8 Zone Pulse Control Panel
SD-6013	Relay Module (1A 30v)
BAT-3003	7.0AH Batteries (x 2 Required)
Sounders / Beacons	
SD-6014	Sounder Base
SD-6015	Sounder / Beacon Base (VID)
SD-6018	Open Area Sounder
SD-6019	Open Area Sounder / Beacon (VID)



Part No.	Description
Detectors	
SD-6000	Optical Smoke Detector + Sounder + Beacon (VID)
SD-6002	Heat Detector A1 + Sounder + Beacon (VID)
SD-6004	Optical Smoke Detector + Sounder
SD-6005	Heat Detector A1 + Sounder
SD-6007	Optical Smoke Detector
SD-6009	Heat Detector A1
SD-6011	Detector Base
Call Points	
SD-6022	Call Point
AD-2070	Call Point Protective Cover

Fire Alarm Systems

TWINFLEX[®]pro2 Bi-Wire System

The TwinflexPro² panel is an intelligent 2-wire panel that utilises a conventional type cabling format. The system is classed as Analogue non-addressable due to the architecture used within the design. The devices communicate with the control panel using the Twinflex data protocol.

The TwinflexPro² panel is available in 2, 4 & 8 zone variants which support up to 32 Twinflex devices per circuit. The TwinflexPro² is able to recognise and separately identify between smoke detector, heat detector and a manual call point alarm.

- Available in 2, 4, and 8 zone panel versions.
- Ability identify between smoke detector, heat detector and a manual call point alarm.
- Event log storing up to 500 events.
- Up to 32 devices per zone.
- Allows detectors and sounders to be installed on the same pair of wires.
- Day/night mode.
- Alarm confirmation and delay programming options.
- With the addition of a conventional zone card, a 4 or 8 zone panel can now be configured to accept conventional devices on zones 5 to 8.
- Incorporates Integral power supply unit.



Part No.	Description
Panels	
FC-3035	2 Zone TWINFLEXpro2 Control Panel
FC-3036	4 Zone TWINFLEXpro2 Control Panel
FC-3037	8 Zone TWINFLEXpro2 Control Panel
BAT-3002	3.4AH Batteries (x 2 required)
Detectors	
FC-3046	ASD Multi-Point Detector
FC-3047	ASD Multi-Point Detector & Sounder
FC-3048	ASD Multi-Point Detector, Sounder & Beacon



Part No.	Description
Sounders / Beacons	
FC-3017	Red Hatari Sounder
FC-3019	Flashpoint Sounder + LED Beacon (VID)
Call Points	
FC-3034	Call Point - Resettable
FC-3026	Call Point Cover

Addressable Alarm Systems

- 1, 2, 4 or 8 Loop formats.
- Up to 254 devices per loop (Protocol dependent).
- Up to 1000 fire detection zones.
- Up to 188,800 devices per network.
- True peer-to-peer networking.
- Networkable up to 200 nodes.
- Supports intelligent/programmable remote terminals, BMS interface, IP Gateway and I/O Drivers.
- Circuit monitoring of local panel circuits.
- Autolearn and Loop detection.
- Simple Select & Click programming.
- 1000 event log entries.
- Simplified logic delivers click and go configuration.
- Built in voltage and current meters.
- Quick start and protect - a working system after an Autolearn is performed.
- Single area false alarm management.
- Optional Peripheral expansion card.
- Programmable logo on screen.
- Compatible with Apollo Discovery and XP95, Argus Vega, Hochiki ESP and Nittan Evolution protocols.
- Approved to EN54 parts 2 and 4.



Part No.	Description
Panels	
AP-1000	1 Loop Addressable Panel
AP-1014	2 Loop Addressable Panel
AP-1019	8 Loop Addressable Panel
ADI-2025	Intelligent Input / Output Unit
Detectors	
AD-2000	Optical Smoke Detector
AD-2002	Heat Detector
AD-2005	Detector Base



Part No.	Description
Sounders / Beacons	
AD-2016	Sounder Base & Isolator
AD-2018	Sounder / Beacon Base & Isolator (VID)
AD-2072	Sounder / Beacon Base & Isolator (VAD)
AD-2037	Wall Sounder & Isolator
AD-2038	Wall Sounder / Beacon + Isolator (VID)
AD-2031	Wall Beacon + Isolator (VID)
Call Points	
AD-2068	Call Point & Isolator
AD-2070	Call Point Protective Cover

Fire & Carbon Monoxide Alarms

FireAngel®

Mains Alarms with 10 Year Sealed for Life Lithium Battery Back-Up

Multi-Sensor Smoke Alarm



- Combines thermal enhancement with the latest in optical sensing technology.
- Faster reaction to all fire types in a single alarm.
- Fitted by the UK's Fire and Rescue Service.
- Mains powered 10 year sealed for life lithium battery back-up.
- Hardwire interconnect up to 30 smoke and heat alarms on a single network.
- Wirelessly interlink up to 50 alarms on a single network.
- Significantly reduced energy consumption.
- 5 year warranty.

Thermistek Heat Alarm



- Unique radiant heat dish for a faster response.
- Predicts temperature rise and primes alarm to respond sooner.
- Mains powered 10 year sealed for life lithium battery back-up.
- Hardwire interconnect up to 30 smoke and heat alarms on a single network.
- Wirelessly interlink up to 50 alarms on a single network.
- Significantly reduced energy consumption.
- 5 year warranty.

Part No.	Description	Battery
Non-Wireless		
SM-SN-1	Multi-Sensor Alarm	Lithium
Wi-Safe 2 Wireless Model		
WSM-SN-1	Wireless Interlink Multi-Sensor Alarm	Lithium

Part No.	Description	Battery
Non-Wireless		
HM-SN-1	Heat Alarm	Lithium
Wi-Safe 2 Wireless Model		
WHM-SN-1	Wireless Interlink Heat Alarm	Lithium

The Above Alarms Work With: **Wi-Safe 2** Accessories

Battery Powered Control Unit



- 10 year sealed for life battery.
- Remote interface between up to 50 products (smoke/heat/CO) within the Wi-Safe 2 product range.
- Test, silence, locate and memory functions.
- Mixed system compatibility with wireless and hardwired alarms.
- 5 year warranty.

Battery Powered Carbon Monoxide Alarm



- 10 year sealed for life, tamper resistant lithium battery.
- Wirelessly interlink up to 50 alarms on a single network.
- Mixed system compatibility with wireless and hardwired alarms.
- 5 year warranty.

Part No.	Description	Battery
Wi-Safe 2 Wireless Model		
WTSL-SN-1	Wireless Interlink Control Unit	Alkaline

Part No.	Description	Battery
Wi-Safe 2 Wireless Model		
W2-CO-10X	Wireless Interlink Carbon Monoxide Alarm	Lithium

Mains Alarms with 9V Battery Back-Up

Optical Smoke Alarm



- Enhanced optical technology reduces nuisance alarms.
- Mains powered with 9V battery back-up.
- Easy Installation with Push-Fit base included with every alarm to ensure a quick and easy method of fitting.
- 5 year warranty.

Heat Alarm



- Advanced thermistor sensing technology.
- Mains powered with 9V battery back-up.
- Easy Installation with Push-Fit base included with every alarm to ensure a quick and easy method of fitting.
- 5 year warranty.

Part No.	Description	Battery
SW1-PF-T	Optical Smoke Alarm	9V Battery

Part No.	Description	Battery
HW1-PF-T	Heat Alarm	9V Battery


The Above Alarms Work With:

Carbon Monoxide Alarm



- Enhanced Electrochemical Technology.
- Mains powered with 9V battery back-up.
- Easy Installation with Push-Fit base included with every alarm to ensure a quick and easy method of fitting.
- 5 year warranty.

RF Interlink Base



- Wirelessly interlink up to 50 SW1 smoke, HW1 heat and CW1 CO alarms.
- 10 year lithium battery back-up.
- Quick to install and quick to link.
- 5 year warranty.

Part No.	Description	Battery
CW1-PF-T	Mains Carbon Monoxide Alarm	9V Battery

Part No.	Description	Battery
RF-BW-T	RF Interlink Base	9V Battery



Firesense Limited was founded over 26 years ago, and now, from its base in Tunbridge Wells, is one of the leading fire detection distributors in the UK.

We like to think of ourselves as your "One Stop Shop" for fire detection equipment, supplying Addressable, Conventional, Wireless, Emergency Lighting, Signage, and Security products.

We work closely with leading fire and security manufactures to provide the equipment you need to "Get it Right, First Time, Every Time".



Firesense System Checklist

A handy checklist to work through on your new install to make sure everything is ready for commissioning and to make sure your site is as compliant as possible.

- Does the system have a mains isolation switch installed?
- Is there a log book and lockable document box for the system?



- Is the panel correctly identifiable with a fire alarm sign?
- Are all call points identified with the correct signage?



- Does the customer have a suitable call point test key left at the site?



- Are the panel batteries correctly labelled with the tested date?



- Has the manual been left for the customer?
- Has a USB stick been left with the current panel software?



Hochiki



For 100 years Hochiki has led the way in design and manufacture of innovative life safety solutions. Its leading edge commercial and industrial fire detection and emergency lighting products have acquired global acceptance as the benchmark for high-integrity and long-term reliability.

Conventional Devices



Part No.	Description
SOC-E3N	Photoelectric Smoke Detector, Ivory*
DFJ-AE3	Fixed Temperature 60° Heat Detector, Ivory*
DFJ-CE3	Fixed Temperature 90° Heat Detector, Ivory*
YBN-R/6SK	Schotty Diode Base, Ivory*
YBO-R/6PA	Sawwire Base, Ivory*

*Also available in white

Addressable Devices



Part No.	Description
ALN-EN	Optical smoke detector, Ivory*
ATJ-EN	Heat detector, Ivory*
ACB-EW	Weatherproof heat detector, Ivory*
ACC-EN	Multisensor, Ivory*
YBN-R/3	Mounting Base*
HCP-E(SCI)	Manual Call Point with SCI, Red

Addressable Audio/Visual Devices



Part No.	Description
CHQ-WS2	Wall Sounder, Red*
YBO-BS	Base Sounder, Ivory*
YBO-BSB2/RL	Base Sounder Beacon, Ivory* Case, Red LED's
YBO-BSB2/WL	Base Sounder Beacon, Ivory* Case, White LED's
CHQ-CB/RL	Loop Powered Beacon, Ivory*, Red LED's

Detector Testers

Solo 365



An innovative new tester for the functional testing of smoke detectors. Solo 365 delivers smoke via Solo ES3 smoke cartridges offering faster, simpler and cleaner testing.

Part No.	Description
365-001	Solo 365 Smoke Detector Tester
ES3-001	Solo 365 ES3 Smoke Cartridge
370-001	Solo 365 Battery Pack



Solo Test Gas



A range of aerosols to test smoke and CO detectors.

Part No.	Description
A5-001	Smoke Spray 250ml
C3-001	Solo CO Tester 250ml
SMOKESABRE-01-001	Smoke Sabre Test Spray 150ml

Testifire Detector Testers



The all-in-one test solution, Testifire allows for compliant functional testing of heat, smoke and CO fire detectors whether they are single or multi-sensor detectors.

Part No.	Description
1000-001	Testifire Smoke/Heat Head Unit
2000-001	Testifire Smoke/Heat/CO Head Unit
TS3-3PACK-001	Replacement Smoke Capsule, 3 Pack
TC3-3PACK-001	Replacement CO Capsule, 3 Pack

Vox Ignis

Lexicomm EVCS

The Lexicomm EVCS concept covers Fire Telephone and Disabled Refuge Systems, as well as integrating Emergency Assist Alarm systems in a single solution. The use of networking in every controller ensures scalability and removes redundancy on sites allowing them to evolve from single stand alone systems to complex site wide campus scenarios

- 'Auto-start' - proximity sensor automatically initiates test.
- Flexible head - easy testing of hard-to-access detectors.
- LED Auto-Torch for testing in dark areas.
- Clearing mode - for eliminating re-alarms.
- Fast detector activation.
- Optional ASD Adaptor allows for testing of ASD systems.



Vox Ignis specialise in the design and manufacturer of specialist audio products for the fire and disabilities markets. They combine Disabled Refuge, Fire Telephone and Assist Call on a single network offering savings over separate systems.

Controllers



Part No.	Description
ViLX-228-2	Lexicomm 2 Line Master Station*
ViLX-228-4	Lexicomm 4 Line Master Station*
ViLX-228-8	Lexicomm 8 Line Master Station*
ViLX-TMS-W-8	Lexicomm Touchscreen Master Station*
ViLX-LC2	Lexicomm 2 Way Line Expansion Card

* requires 1 x 7Ah battery.

Outstations



Part No.	Description
ViLX-OSA	Lexicomm Surface Type A Fire Telephone Handset
ViLX-OSB	Lexicomm Type B Refuge Point
ViLX-OSC	Lexicomm Combined Type A & Type B Outstation
ViLX-IPA	Lexicomm IP65 Type A Fire Telephone Handset
ViLX-IPB	Lexicomm IP65 Type B Refuge Point

Apollo Fire Detectors



Apollo Fire Detectors Ltd specialises in the design and manufacture of high quality fire detection solutions for commercial and industrial applications. For over 40 years they have designed and built products that save lives and protect property from the risk of fire.

Series 65 Conventional



- Advanced electronic technology.
- Wide operating voltage.
- Flashing LED option.
- Range of bases available.

The Series 65 range of conventional detectors incorporates well-proven sensing technologies, together with advances in materials and electronics technology. These alarms meet approvals worldwide. Series 65 detectors are used on small-to-medium sized systems.

Detectors

Part No.	Description
55000-317APO	Series 65 Optical Smoke Detector
55000-122APO	Series 65 A1R Heat Detector
55000-127APO	Series 65 BR Heat Detector
55000-132APO	Series 65 CR Heat Detector
55000-137APO	Series 65 CS Heat Detector

Bases

Part No.	Description
45681-201APO	Series 65 Diode Base
45681-245APO	Series 65 Standard Relay Base
45681-246APO	Series 65 Auxiliary Relay Base
45681-206APO	Series 65 Sav-Wire Base
53832-070APO	Mini Disc Remote Indicator

Alarmsense



- Local and general alarm switching.
- 360° LED aids visibility when in alarm.
- Approved to BS 5839-1 and 6.
- Reduced wiring costs.
- Flexibility in system design.
- RemovAlert™ head removal monitoring.

The AlarmSense range of two-wire detection and alarm products work via connection to a single pair of supply wires. This benefits both the installer and the end-user by making installation easier and quicker, less expensive and more adaptable as you do not have to run separate sounder circuits.

Detectors

Part No.	Description
55000-390APO	AlarmSense Optical Smoke Detector*
55000-190APO	AlarmSense A1R Heat Detector*
55000-193APO	AlarmSense CS Heat Detector*
45681-244APO	AlarmSense Base
55400-894APO	AlarmSense Manual Call Point

* Also available complete with Sounder or Sounder Beacon Base

Sounders & Beacons

Part No.	Description
55000-018APO	AlarmSense Open Area Sounder - Red
45681-510APO	AlarmSense Sounder Base
55000-017APO	AlarmSense Open Area Sounder Visual Indicator
45681-509APO	AlarmSense Sounder Visual Indicator Base

XPander Wireless



XPander is Apollo's wireless intelligent fire detector range, designed for use in buildings and structures where electrical wiring installations are restricted or difficult. Sometimes this is due to the architecturally sensitive nature of buildings (such as listed building and stately homes that were not designed for the modern age), but there are other instances where the design of modern building does not lend itself to cable installations.

- Alarm address for fast location of alarm.
- Alarm flag for fast alarm reporting.
- Loop Powered interface operating on 868 Mhz.
- Approved to EN 54 standard.
- Central intelligence system.
- LED status indicator.
- Analogue value report.
- Address confirmation.
- Central Intelligence System.
- Anti-tamper.
- Up to 31 devices per interface.
- Up to 5 interfaces can be installed per site.

Part No.	Description
XPA-CB-12034-APO	XPander Optical Smoke Detector and Mounting Base
XPA-CB-14016-APO	XPander Combined Sounder and Optical Smoke Detector
XPA-CB-14020-APO	XPander Sounder Visual Indicator (Red) and Optical Smoke Detector
XPA-CB-11170-APO	XPander A1R Heat Detector and Mounting Base
XPA-CB-14017-APO	XPander Combined Sounder and A1R Heat Detector
XPA-CB-14021-APO	XPander Sounder Visual Indicator (Red) and A1R Heat Detector
XPA-CB-11171-APO	XPander CS Heat Detector and Mounting Base
XPA-CB-14018-APO	XPander Combined Sounder and CS Heat Detector
XPA-CB-14022-APO	XPander Sounder Visual Indicator (Red) and CS Heat Detector
XPA-MC-14006-APO	XPander Manual Call Point
XPA-IN-14050-APO	XPander Diversity Loop Interface Unit
XPA-CB-14001-APO	XPander Sounder and Mounting Base (Red)
XPA-CB-14003-APO	XPander Sounder Visual Indicator (Red) and Mounting Base (Red)

Apollo Test Set



The Apollo Test set is a self contained, portable test unit capable of providing a number of useful functions in relation to individual detectors, ancillary devices or complete circuits of analogue addressable devices in the Apollo intelligent ranges, including loop diagnostics and programming individual devices. It is designed for indoor use and should not be subjected to harsh environments. The Apollo Test Set is supplied in a robust carrying case complete with a universal charger, connector cables, XPERT8 Intelligent Mounting Base and carry strap.

- 7" colour touch screen.
- Field upgradeable for future products.
- Works with XP95, Discovery and CoreProtocol.
- Colour coding for different issues.
- Multi-region AC power adaptor.
- Earth fault detection.
- 5-6 hour battery life.
- Loop in and Loop out.

Part No.	Description
SA7800-870APO	Apollo Test Set

Apollo Fire Detectors



SOTERIA

The new collection of SOTERIA® addressable fire detectors are the next generation in fire recognition technology. Powered by CoreProtocol® - Apollo's fire loop communication protocol - SOTERIA® enhances detection, reduces false alarms and improves reliability.



- 360° LED aids visibility when in alarm.
- Tri-coloured LED status indicator.
- Operating temperature -40°C to +70°.
- Alarm flag for fast alarm reporting.
- Alarm address for fast location of alarm.
- Remote test feature.
- Compatible with CoreProtocol® digital communications protocol.
- PureLight® optical technology and dual thermistors for enhanced detection of smoke and heat.
- Compatible with Discovery and XP95 Systems.
- Hard, soft and auto-addressing.
- Automatic drift compensation.
- Remote LED function.
- Flashing LED option to indicate detector is operational.
- 5 operating modes for optical smoke and multisensor detectors, and 8 operating modes for heat detectors; each approved to EN54 standards.
- Mechanically compatible with existing bases.

Detectors

Part No.	Description
SA5000-600APO	SOTERIA Optical Smoke Detector
SA5100-600APO	SOTERIA Optical Smoke Detector c/w Isolator
SA5000-400APO	SOTERIA Heat Detector
SA5100-400APO	SOTERIA Heat Detector c/w Isolator
SA5000-700APO	SOTERIA Optical/Heat Multisensor
SA5100-700APO	SOTERIA Optical/Heat Multisensor c/w Isolator
SA5000-200APO	SOTERIA Detector Base
38532-064	SOTERIA XPERT 8 Card

SOTERIA Dimension

The innovative design of the SOTERIA Dimension Optical Detector differs from standard fire detectors, having no chamber and being flush mounted. A new optical sensing technology is used to detect smoke particles outside the detector housing. A combination of Infra-Red (IR) LEDs and photo-diodes identify smoke particles, detected just below the detector housing and initiates an alarm.



- Comprehensively tested to exceed EN54-7 standard.
- Virtual chamber eliminates dust and insect ingress.
- Backwards compatible with XP95 and Discovery Systems.
- Unique chamberless fire detection technology.
- Integrated Switchable Isolator as standard.
- With the intelligence of CoreProtocol.
- Tri-Coloured LED status indicator.
- Drift compensation.
- External light rejection.

Detectors

Part No.	Description
FL5100-600APO	SOTERIA Dimension Optical Detector
FL6100-600APO	SOTERIA Dimension Specialist Optical Detector
FL5000-200APO	SOTERIA Dimension Mounting Box

Addressable

XP95

The XP95 range of analogue addressable fire detectors uses tried and trusted technology to give the best performance, and has unique features that benefit the installer and the end user. It is suitable for medium-to-large applications with simple installation requirements.



- Alarm Flag for fast alarm reporting.
- Alarm Address for fast location of alarm.
- Electronics-free, easy fit base.
- Ease of installation.
- Automatic addressing with the patented XPERT card.
- Compatible with Discovery and SOTERIA.
- Digital Protocol for error-free transmission.
- Wide range of compatible interface units.
- Wide range of compatible panels.

Part No.	Description
Detectors	
55000-500APO	XP95 Ionisation Smoke Detector
55000-600APO	XP95 Optical Smoke Detector
55000-400APO	XP95 Heat Detector Standard
55000-401APO	XP95 Heat Detector High Temperature
55000-885APO	XP95 Multisensor Detector
45681-210APO	XP95 Mounting Base
SA5900-908APO	XP95/Discovery Manual Call Point c/w Isolator
Sounders & Beacons	
55000-001APO	Intelligent Open-Area Sounder Red
45681-278APO	Integrated Base Sounder
45681-276APO	Ancillary Base Sounder
45681-331APO	Sounder Visual Indicator Base
55000-005APO	Intelligent Open-Area Sounder Visual Indicator Red
55000-298APO	Weatherproof MultiTone Open-Area Sounder Visual Indicator Red c/w Isolator
Interfaces	
SA4700-102APO	Intelligent Input/Output Unit
SA4700-100APO	Intelligent Switch Monitor Unit
SA6700-100APO	Intelligent Twin Switch Monitor
SA4700-104APO	Intelligent Twin Input/Output Unit
SA4700-300APO	Intelligent DIN-Rail Switch Monitor
SA4700-302APO	Intelligent DIN-Rail Input/Output Unit

Discovery

Discovery is a range of high specification analogue addressable fire detectors suitable for use in commercial, Industrial, financial, government, IT/telecoms and healthcare applications

- Rejection of transient signals.
- Conventional alarm facility during CIE processor fault.
- Drift compensation to ensure constant sensitivity.
- Alarm flag for fast reporting.
- 360° visibility in alarm.
- Compatible with XP95 and SOTERIA systems.
- Five response modes for ease of optimisation to changing environments.

Part No.	Description
Detectors	
58000-500APO	Discovery Ionisation Smoke Detector
58000-600APO	Discovery Optical Smoke Detector
58000-400APO	Discovery Heat Detector
58000-305APO	Discovery CO/Heat Multisensor
58000-300APO	Discovery CO Fire Detector
55000-700APO	Discovery Multisensor Detector
Sounders & Beacons	
45681-702APO	Discovery Integrated Sounder Base c/w Isolator
45681-393APO	Discovery Sounder Visual Indicator Base c/w Isolator
58000-005APO	Discovery Open-Area Sounder Visual Indicator Red
58000-030APO	Discovery Open-Area Voice Sounder Visual Indicator Red

Electro Detectors



Zerio Plus Wireless

The EN54 Certified Zerio Plus Radio Fire Alarm System has been designed to be engineer friendly. It is based on the highly regarded Zerio System that has been manufactured for over half a decade. With all of the popular features of its predecessor, many new features have been added to enable the system to be even more user friendly with enhanced options to help the engineers install with the minimum of inconvenience.

- Fully addressable for 240 devices in up to 20 Zones.
- High visibility 4 line liquid crystal display with LED backlight.
- Separate LED indication for zone of alarm.
- Programmed via - Panel 12 button keypad.
- PC interface via USB memory stick.
- USB QWERTY keyboard.
- Built in power supply and charger for 12V.
- 72 Hour standby as standard.
- Programmable Fire/Fault Relay.
- Programmable Sounder Circuits.
- 2x Hardwired Programmable Monitored Inputs.
- Compact enclosure permitting siting in restricted spaces.
- Internal memory can be backed up to PC or proprietary memory card.
- Programmable Function Key.
- Sophisticated configuration settings allow complete user flexibility.
- Complies with all applicable requirements of BS5839 and EN54.

Zerio Plus Panel & Devices



Zerio Plus Panels

Part No.	Description
EDA-Z5008	Zerio Plus 8 Zone Control Panel
EDA-Z5020	Zerio Plus 20 Zone Control Panel
EDA-Z5100	Zerio Plus 100 Zone Control Panel



Zerio Plus Sounders & Beacons

Part No.	Description
EDA-A6000	Zerio Plus Radio Sounder
EDA-A6070	Zerio Plus Radio Weatherproof Sounder
EDA-A6060	Zerio Plus Radio LED Beacon
EDA-A6071	Zerio Plus Radio Weatherproof LED Beacon
EDA-A6030	Zerio Plus Radio Sounder Beacon
EDA-A6072	Zerio Plus Weatherproof Sounder Beacon

Batteries and Accessories

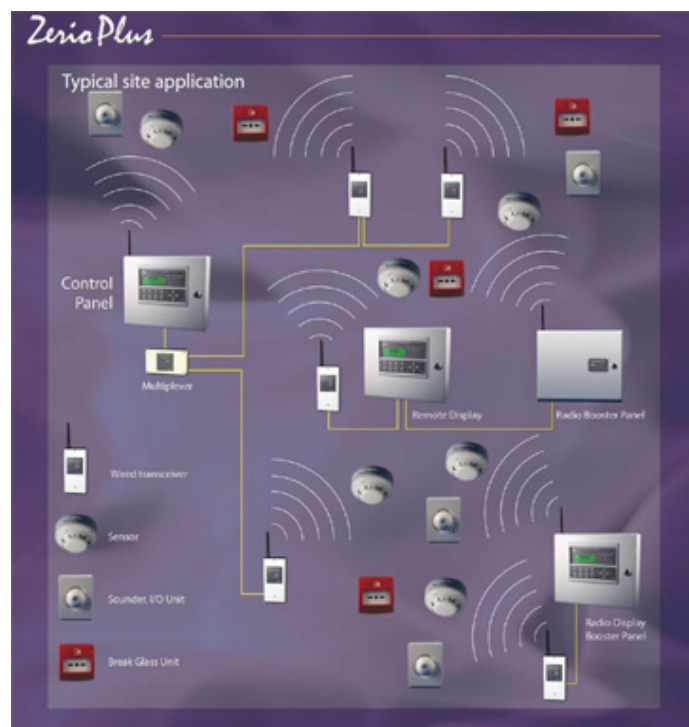
Part No.	Description
EDA-T5100	Zerio Plus Radio Silence Alarm Button
EDA-Q620	Sounder Main Battery
EDA-Q630	Sounder Standby Battery
EDA-Q670	Call Point Battery
EDA-Q690	Zerio Plus Device Battery
EDA-Q650	Old Call Point Battery
EDA-Q660	Millennium Detector Battery

As with any wireless equipment, a survey of the installation site must be completed to check suitability



Zerio Plus Devices

Part No.	Description
EDA-R5000	Zerio Plus Radio Optical Smoke Detector
EDA-R6000	Zerio Plus Radio Optical Smoke Detector c/w Sounder
EDA-R6030	Zerio Plus Radio Optical Smoke Detector c/w Sounder and LED Beacon
EDA-D5000	Zerio Plus Radio Heat Detector
EDA-D6000	Zerio Plus Heat Detector c/w Sounder
EDA-D6030	Zerio Plus Heat Detector c/w Sounder and LED Beacon
EDA-R5100	Zerio Plus Enhanced Multisensor Detector
EDA-R6100	Zerio Plus Enhanced Multisensor Detector c/w Sounder
EDA-C5000	Zerio Plus Red Manual Call Point
EDA-C5040	Zerio Plus Red Weatherproof Manual Call Point



Mx Pro 5 Addressable Panels

Mx Pro 5 is Advanced's highest performance, analogue addressable fire alarm control panel and is approved to EN54 parts 2, 4 and 13. It is the result of decades of fire alarm and detection experience and research and development involving installers, specifiers, consultants and end users across the world. Mx Pro 5 has been designed to offer more power and performance in a user-friendly enclosure. It packs more configuration, display, status and control options into its interface as standard than any other Advanced fire panel, which means less time and expense customising a system with peripherals. Mx Pro 5 is also compatible with AlarmCalm, the fire alarm false management solution from Advanced.

- 1, 2, 4 or 8 Loop formats.
- Up to 2000 fire detection zones.
- True peer to peer networking.
- 5000 event log entries.
- 201 Programmable false alarm management areas per panel.
- Up to 254 devices per loop (Protocol Dependent).
- Networkable up to 200 nodes.
- Compatible with Apollo Discovery, Argus Vega, Hochiki ESP & Nittan Evolution protocols.
- Programmable logo on screen.
- 20 built in, fully programmable LEDs.
- Backward compatible with MX Pro 4 network.



Part No.	Description
Mx Pro 5 Control Panels	
Mx-5101	1 Loop Panel - No Expansion
Mx-5201	1-2 Loop Panel c/w 1 Loop Card
MX-5401	1-4 Loop Panel c/w 1 Loop Card
MX-5010	Remote Display Terminal
MX-5010/FT	Remote Display Terminal Fault Tolerant
MX-5020	Remote Control Terminal
MX-5020/FT	Remote Control Terminal Fault Tolerant
MX-5030	Remote Control Terminal c/w four programmable push buttons
Mx Pro 5 Peripherals	
MXP-502	Loop Driver Card (Apollo or Hochiki)
MXP-503	Standard Network Card
MXP-509	Fault Tolerant Network Card
MMX-503	Semi Flushing Bezel Large Enclosure
MXM-502	Semi Flushing Bezel Medium Enclosure
MXM-501	Semi Flushing Bezel Small Enclosure
MXM-521	Semi Flushing Bezel for Mx 5010/5020

AlarmCalm



The AlarmCalm Button is a fully intelligent loop device that allows building occupants to acknowledge a fire alarm signal locally, for example if they believe a smoke detector has signaled an alarm because of burnt toast or water vapour from a shower. The AlarmCalm Button then extends the verification time set in the Building Area by a specified amount, giving time for any transient signal to clear. AlarmCalm Buttons are loop-powered and can be placed at any required address on the loop. On activation the Button starts a pre-programmed 2nd Stage Time.

- 20 built-in, fully programmable LED's.
- AlarmCalm, the fire alarm false alarm management solution from Advanced with 201 programmable false alarm management areas per panel.
- Complete device history from each panel.
- Timed enablement of isolated zones, input and output devices.

Part No.	Description
MXP-541A-002	AlarmCalm button with Buzzer Apollo Protocol
MXP-541V-002	AlarmCalm Button with Buzzer Argus Vega Protocol

Mx Pro 4 Addressable Panels

Mx Pro 4 is a world proven fire panel. Built on Advanced's well established MX-4000 platform, it's a fire system installed in 100,000's of locations world wide, from single panels; single loop installations to large networks. The precursor to the Mx Pro 5, it offers uncomplicated operation as standard and can be expanded with a huge range of peripherals and accessories to meet most needs and configurations. Mx Pro 4 utilises a simplified version of Advanced's Dynamix Tools fire system software allowing easy set up and management.

Part No.	Description
Mx Pro 4 Control Panels	
Mx-4100	1 Loop Panel - No Expansion
Mx-4201	1-2 Loop Panel c/w 1 Loop Card
Mx-4401	1-4 Loop Panel c/w 1 Loop Card
Mx-4010	Remote Display Terminal
Mx-4010/FT	Remote Display Terminal Fault Tolerant
Mx-4020	Remote Control Terminal
Mx-4020/FT	Remote Control Terminal Fault Tolerant
Mx Pro 4 Peripherals	
MXP-002	Loop Driver Card (Apollo or Hochiki)
MXP-003	Standard Network Card
MXP-009	Fault Tolerant Network Card
MXP-024	20 Zone LED card for Mx-4100
MXP-025	20 Zone LED card for Mx-4200/4400/4800
MXM-001	4 Semi Flushing Bezel for Mx-4100
MXM-002	Semi Flushing Bezel for Mx-4200/4400



- 1, 2, 4 or 8 Loop formats.
- Up to 1000 fire detection zones.
- True peer to peer networking.
- 1000 event log entries.
- Approved to EN54 parts 2 and 4.
- Up to 254 devices per loop (Protocol Dependent).
- Networkable up to 200 nodes.
- Compatible with Apollo Discovery, Argus Vega, Hochiki ESP and Nittan Evolution protocols.
- Programmable logo on screen.

TouchControl



TouchControl delivers Advanced customers unprecedented fire system control and reporting features, including active maps. TouchControl is a fully functional remote control terminal and repeater, offering full fire panel and network control and reporting. TouchControls high resolution 10 inch touch screen shows pixel perfect information via Active Maps and its custom designed interface.

Part No.	Description
TOUCH-10	TouchControl for Standard Network
TOUCH-10/FT	TouchControl for Fault Tolerant Network

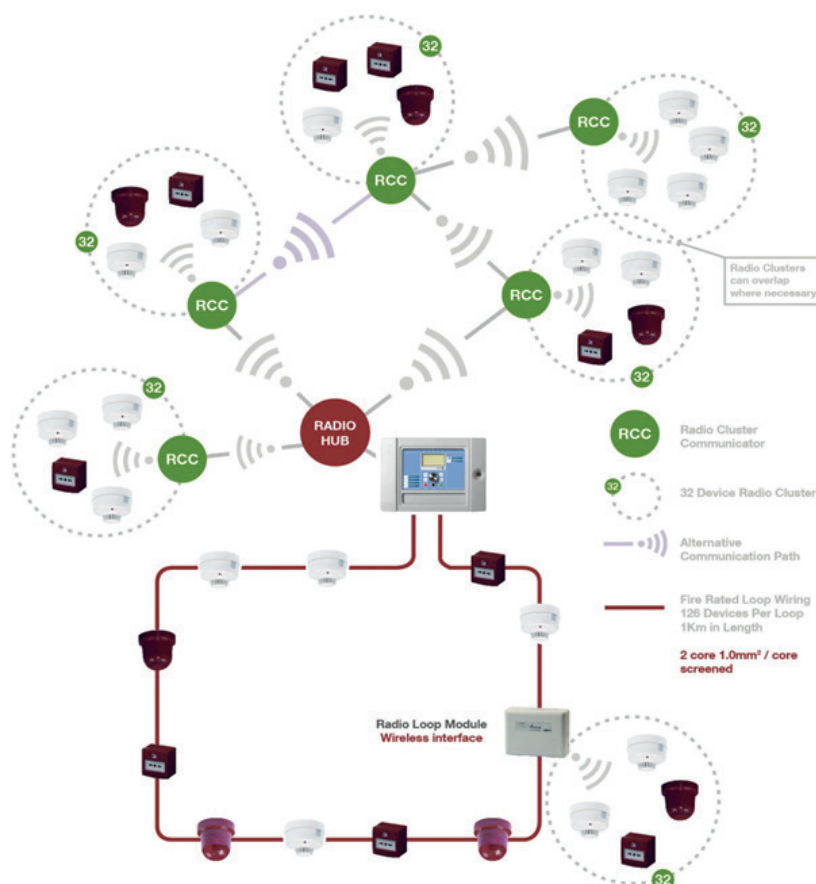
Advanced
Specials

Advanced also offer a Bespoke Design and Manufacture. The AdSpecials department work with customers to design and manufacture unique panels and control interfaces for their fire systems.

Ziton Fire

Ziton Configurable Solution

- EN54 certified products with 3rd party approval.
- Full wireless capability.
- Hybrid capability.
- Diversity aerials to provide greater coverage.
- Up to 127 wireless devices on a 1 loop panel.
- Programmable wireless devices.
- Free radio integrity test to give you total peace of mind.



Conventional Wireless Interface

The ZCR452 is an interface between a conventional fire detection zone and a range of wireless, 868MHz field devices. It provides a method of interfacing any conventional or closed/managed protocol fire alarm system with a zone of wireless field devices in areas where the installation of wiring is not an option.



Wireless Integration Equipment

Part No.	Description
ZPR868	Radio Loop Module (RLM)
ZPR868-H	Radio Hub
ZPR868-CM	Radio Cluster Communicator mains (RCC)
ZCR452	Conventional wireless interface
ZCR868-C	Conventional wireless communicator

Wireless Field Devices

Part No.	Description
ZR432-2P	Multi-criteria detector
ZR432-2PA	Multi-criteria detector with sounder base
ZR485-3	Manual Call Point
ZR451-3	I/O Unit
ZR455-3W	Radio Sounder White

Ziton Fire



ZP2

The ZP2 Series life safety control systems are bringing the speed and functionality of high-end intelligent processing to small to mid size addressable applications. They feature an attractive contemporary design that fits with any decor.

Hardwired Field Devices

Part No.	Description
ZP730-2P	Optical Smoke Detector
ZP720-3P	Heat Detector
ZP832-3P	Multi-sensor Detector
ZP755B-2P	Sounder Base
ZPC760W	Sounder Base with Visual Indicator
SPB-2P	First Fix Base
DMN782	MCP Cover
172101	Manual Call Point
99202	Monitored Input Unit
99102	Output Unit
104BL	Optical Smoke Detector, Black

Control and Indication Equipment

Part No.	Description
ZP2-F1-S-99	ZP2 1 Loop Addressable Panel
ZP2-F2-S-99	ZP2 2 Loop Addressable Panel
ZP2-ZI-24-S	24 Zone LEDs - small cabinet only
2010-2T-FM-S	ZP2 Flush Mount Kit
2010-2-NB	ZP2 Network Card
2010-2-PAK-RMOH	Contact ID PAK; enables communication with Remote Monitoring Station



- 1, 2 or 4 loop panel.
- Up to 127 devices per loop.
- True peer to peer networking.
- EN, BS, Vds and LPCB approvals.
- TCP/IP connectivity.
- Software Integration with CCTV and Access Control.
- USB port with memory stick support.
- Email notification of events direct from panel.
- Wired, wireless and hybrid field device options.

Entry Level Hybrid CCTV Kits

- Plug and Play configuration.
- Supports standard analogue, HD-TVI and IP technology.
- Up to 4 analogue cameras.
- Up to 4 IP cameras (when disabling all analogue channels).
- Up to 5 MPX HD-TVI camera support.
- Up to 4 MPX IP camera support.
- Start-up wizard for quick and easy installation.
- TruVision Navigator license-free client/host or standalone application.
- TVRmobile app for iOS and Android.
- Use existing coax cabling for HD-TVI cameras.
- Real time Full HD recording.
- Up to 4TB internal storage.

Part No.	Description
TVR-504HD-KB1	TruVision DVR Kit; TVR-1504CHD-1T 1TB 4 Channel Recorder, 4 x TVB-2401 Bullet Cameras
TVR-1504HD-KT1	TruVision DVR Kit; TVR-1504CHD-1T 1TB 4 Channel Recorder, 4 x TVT-2401 Turret Cameras

Video Management Software is available for free to download



Entry Level NVR CCTV Kits

- Up to 4 Plug & Play PoE ports.
- Automatic setup of IP address, resolution & other settings through Plug&Play ports.
- Up to 4 IP network cameras, depending on model.
- 40 Mbps for incoming streams.
- PoE-af & PoE-at support.
- Up to 5 MPX resolution support.
- HD & Full HD real-time support.
- ezDDNS.
- H.264 & MPEG-4 dual streaming.
- Compatible with TruVision Navigator.
- Compatible with TVRmobile for Android & iOS.
- Up to 4TB internal storage.

Part No.	Description
TVN-1004-KB4	TruVision NVR Kit; TVN-1004cS-1TB 1TB 4 Channel Recorder, 4 x TVB-5301 Bullet Cameras
TVN-1004-KT1	TruVision NVR Kit; TVN-1004cS-1T 1TB 4 Channel Recorder, 4 x TVT-5301 Turret Cameras

Video Management Software is available for free to download



Smoke & Heat Alarms

Serious about Safety, Passionate about Protection

Kidde Safety is one of the world's leading manufacturers of smoke, heat and carbon monoxide alarms and other fire safety products.

All alarms are manufactured in Kidde's own factory and every alarm is individually tested before supply. Kidde alarms are approved to the highest British and European standards and are BSI Kitemarked.

When choosing to specify and install Kidde alarms remember:

- There should be at least one smoke alarm on every floor of the property, particularly in areas that may be an escape route.
- Select the most appropriate alarm for the location (see below) to avoid nuisance alarms and have the maximum effect.
- A CO alarm should be installed near any fuel-burning appliance such as a central heating boiler, gas fire or log burner. Be sure to install it around 1.5 metres up from the floor on the wall, or free-standing on a shelf or bookcase for best detection.

Kidde Firex 230V Smoke & Heat Alarms



KF10



KF20



KF30

FIREX

Kidde Mains Accessories

for use with all Kidde interlinked smoke, heat and CO alarm systems



RBUN Trigger Input and Relay Module Base

- Any connected triggered closing relay (eg sprinkler switch) causes activation



REMTH Remote Test & Hush™ Unit

- Allows separate one man testing or 'hushing' of all interconnected alarms



* compared to previous Firex alarms

Kidde Firex smoke and heat alarms can interlink with up to 23 other Kidde Firex alarms – all alarms sound if danger is detected. They have reduced energy consumption for lower lifetime running costs. All Kidde Firex hard-wired alarms have a 6-year warranty.

- **Ionisation Alarms** are ideal where a fast-flaming fire may occur, say from electrical equipment.
- **Optical Alarms** are better for slow, smouldering fires, from PVC cabling, soft furnishings and bedding.
- **Heat Alarms** are designed for humid, dusty or high ambient temperature locations such as kitchens, garages, unconverted lofts.

Kidde Firex Ionisation Smoke Alarms

Part No.	Description	Power Source
KF10	Ionisation with Test & Hush™ + Base Plate	Mains + 9V Alkaline
KF10LL	Ionisation with Test & Hush™ + Base Plate	Mains + 9V Lithium
KF10R	Ionisation with Test & Hush™ + Base Plate	Mains + Lithium Cell

Kidde Firex Optical Smoke Alarms

Part No.	Description	Power Source
KF20	Optical with Test & Hush™ + Base Plate	Mains + 9V Alkaline
KF20LL	Optical with Test & Hush™ + Base Plate	Mains + 9V Lithium
KF20R	Optical with Test & Hush™ + Base Plate	Mains + Lithium Cell

Kidde Firex Heat Alarms

Part No.	Description	Power Source
KF30	Heat with Test & Hush™ + Base Plate	Mains + 9V Alkaline
KF30LL	Heat with Test & Hush™ + Base Plate	Mains + 9V Lithium
KF30R	Heat with Test & Hush™ + Base Plate	Mains + Lithium Cell

CO Alarms

Kidde 230V Carbon Monoxide Alarms

Designed for professional hard-wired installations, the 4MCO interlinks with the Kidde Firex range of smoke and heat alarms and can be wall- or ceiling-mounted. It will monitor the environment every 15 seconds to detect intermittent and low levels of CO using its unrivalled and independently verified long-term sensor technology.

Part No.	Description	Power Source
4MCO	Carbon Monoxide Alarm	Mains + Lithium Cell
4MDCO	CO Alarm with Digital Display	Mains + Lithium Cell



Kidde CO alarms

can interlink with up to 23 other Kidde Firex alarms – of which 18 can be initiating alarms.

The 4MDCO Digital Display version offers further benefits:

- **'Fire' or 'CO'** displayed depending which interconnected alarm has triggered the event.
- **Peak Level memory** detects and displays CO problems even when the property is unoccupied.

Kidde Battery-Powered CO Alarms

Where space or portability is an issue, Kidde provides battery-powered alternatives. Slim and lightweight, with either Alkaline or sealed-in Lithium batteries, each range comes with a Digital Display version that clearly shows levels of CO in the environment with Peak Level display. All have a 10-year life CO sensor and a 10-year warranty.



Kidde Alkaline Battery CO Alarms

Part No.	Description	Power Source
7CO	Carbon Monoxide Alarm	3 x AA Alkaline
7DCO	CO Alarm with Digital Display	3 x AA Alkaline



Kidde Lithium Battery CO Alarms

Part No.	Description	Power Source
10LLCO	Carbon Monoxide Alarm	Lithium
10LLDCO	CO Alarm with Digital Display	Lithium

The Battery CO range offers these useful benefits:

- **Use at home or on holiday.** Being so small and light, these alarms can be used away from home, in boats and caravans.
- **Reliable additional protection.** Ease of use and 10-year reliability make these alarms ideal for use with hard-wired installations.

Kidde Fire Safety Products

Ask us for more information about these products

- Fire Extinguishers



- Fire Blankets



- Escape Ladders



Alarm Systems



Powering Business Worldwide

Smart Security Alarms

A smart Security Alarm System Protecting what Matters Most

Keeping you and your customers securely connected.

Control of your system - 24/7 anywhere in the world with Eaton SecureConnect™ App and Cloud.

Class leading Scantronic radio - 40 years of reliable radio technology you can depend on.

Provide peace of mind - add Eaton cameras to view events happening in your home and receive notifications straight to your smart device.

Independently approved and third party tested - ensuring quality, reliability and resilience.

Add an extra layer of security - Eaton external detection devices extend security to the boundary of your property.

Future Flexible - allowing you to adopt new technologies and add devices.

The SecureConnect™ End-User App is available on...



Fire Alarms

BiWire Flexi Control Panel

Electrical engineers understand that time is money. Eaton's BiWire Flexi provides a simple, cheaper wiring solution.

Choose Flexi to increase install speed and reduce time on site by utilising two-core cable.

Choose Flexi for new builds or to extend any existing 4 core systems without replacing the devices.

Choose Flexi for compliance and versatility. Eaton is the world's no.1 manufacturer of notification devices.

Projects change, your panel doesn't have to.


Part No.	Description
Panels	
EFBW2ZFLEXI	Bi-Wire Flexi 2 Zone Panel (Batteries not Supplied)
EFBW4ZFLEXI	Bi-Wire Flexi 4 Zone Panel (Batteries not Supplied)
EFBW8ZFLEXI	Bi-Wire Flexi 8 Zone Panel (Batteries not Supplied)
Accessories	
MB512	12V 5Ah Battery (2 Required per Panel)
EFBW5IN1DET	BiWire, Detector, 5 in 1
FXN520	BiWire Common Detector Base
EF5021BWS	BiWire, Base Sounder, First Fix
EF5021BWSB	BiWire, Base Sounder, VAD Beacon, First Fix
EF201BWCP	BiWire, Callpoint
CXPC	Protective Hinged Cover (Pack of 10)
EF009SB	BiWire, Wall Sounder, VAD Beacon
EF009	BiWire Wall Sounder



- 2, 4 or 8 zone options.
- Lower Cabling Costs - save up to 40%.
- Wire in an Existing conventional zone without changing devices.
- Easy to commission & maintain.
- Quick installation.
- Up to 52 devices per zone.
- Supports Expansion card for FRE & FPE.
- Easy Test function.
- Flush or wall mount.
- EN54 part 2, 4 and 23 compliant.
- 2 Year Guarantee.

Security Alarms

Honeywell

THE POWER OF **CONNECTED**

Control Panels & Keypads

Optima Compact GEN4

- Built-in keypad and speaker.
- 8 Zones, fully programmable PA input.
- Bell output (1 to 99 minutes).
- Strobe output.
- Extension speaker.
- Entry/exit timers (10 to 990 seconds).
- Dimensions: 200 x 253 x 55mm.
- Battery type: 12V / 2.1Ah.



Accenta Gen4

- RKP Indication supplied.
- 8 Zones, fully programmable.
- PA input.
- Bell output (1 to 99 minutes).
- Strobe output.
- Extension speaker.
- Entry/exit timers (10 to 990 seconds).
- Communicator outputs.
- Dimensions: 200 x 253 x 55mm.
- Battery type: 12V / 2.1Ah.



Part No.	Description
8EP396A	On-board illuminated keypad panel with PA and tamper

Part No.	Description
8SP400A	Mini cased Accenta control panel with LED remote keypad
8SP399A	Mini cased Accenta control panel with LCD remote keypad

Movement Detectors

Pet Tolerant Kit



- 1 x 8SP399A-UK Accenta Mini Gen4 control panel with LCD keypad.
- 3 x IS312B Activ8 pet tolerant PIR sensors.
- 2 x AC035 door contacts.
- 1 x AC030 panic button.
- 1 x AC066 100m 6 core cable.
- 1 x 8EP420 Reson8 bell box.
- 1 x 12V 1.2Ah battery.
- 1 x 6BB002 fixing kit.

Part No.	Description
8EP407N	ADE GEN4 KIT

IntelliSense PIR



- Sleek, Sturdy Housing - 12 x 17m detection range.
- Pet friendly Selectivity (up to 36kg).
- Integrated Screw Retention Features.
- Uniform Sensitivity.
- Optics Wall-to-Wall Coverage.
- Superior Detection and False Alarm Immunity.
- Selectable Look Down PIR White Light Immunity.

Part No.	Description
IS312	Passive Infra Red Motion Sensor
IS312B	Passive Infra Red Motion Sensor with bracket
DT8012F5	Dual technology detector with Pet Immunity

Reson8 External Sounder

- Fully integrated sounder/strobe.
- Self-activating cut-off timer.
- Aesthetic enclosure.
- Dual anti-tamper operation.
- NiCad battery backup and twin LED status indication.
- Dimensions (h x w x d): 291 x 268 x 69mm.



Part No.	Description
8EP420	White/Blue Bell Box has 115dB sounder output

Batteries



Part No.	Description
UC1212	12V 12Ah Battery
UC12102	12V 1.2Ah Battery
UC1221	12V 2.1Ah Battery
UC1270	12V 7Ah Battery
UC1230	12V 3Ah Battery

Safe Isolation Kits

KEWTECH

Protect your staff with KEWTECH's easy to use safe isolation kits

Remember, it is required by law that we;
Work on de-energised electrical circuits.

Provide safe working practices for our employees.

Ensure their tools help them to do their job.

Introducing the unique Kewtech range of Safe Isolation Kits.

- A choice of two pole voltage tester
- A proving unit that checks all voltage levels
- A lock-off device that fits all MCB and toggle Main Switches, it even comes with re-writable warning labels
- A strong carry case



Choice of four two pole voltage testers - All specifically designed for the UK

Proving unit – always readily available. Tests all voltage ranges of your two pole tester

Long slender probes - fits deep terminals - with NO covers needed to make them comply

Strong carry case, with window for the proving unit. Keeps everything neat and tidy

Comes with the popular Kewlok, one size fits all lock-off device. It also comes with warning labels and has a user selectable combination, so no keys to lose!

Four great kits to choose from:

KEWISO1



High spec, no nonsense, contractor friendly KT1710 with continuity, and slim GS38 probes make for a great safe isolation testing solution.

KEWISO2



High spec and fully featured, contractor friendly KT1780 voltage detector. Also features continuity, phase indicator, bright torch and slim GS38 probes.

KEWISO3

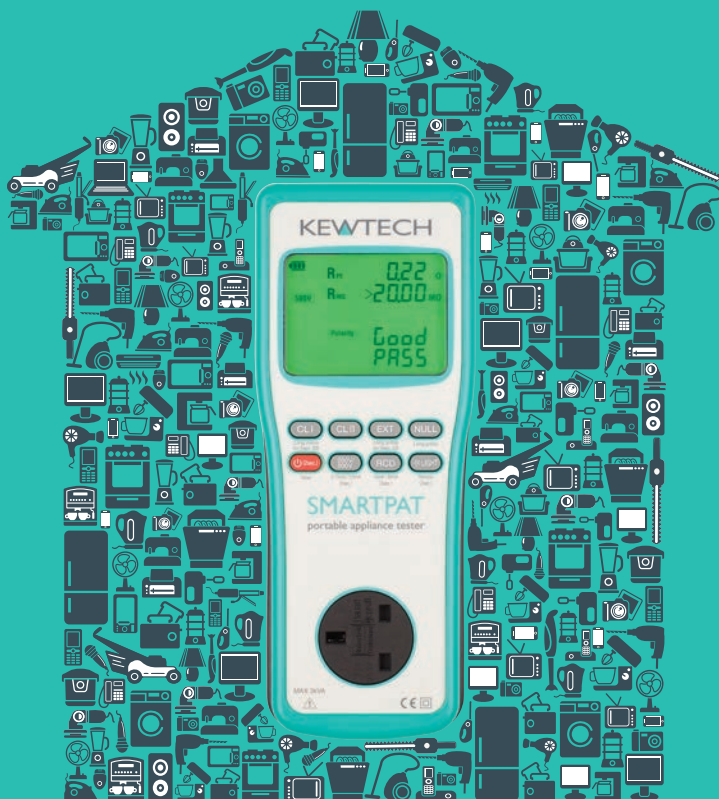


High spec and fully featured, contractor friendly KT1790 (LED & LCD display) voltage detector. Also features continuity, phase indicator, bright torch and slim GS38 probes.

KEWISO4



Dual LED (for each level) KT1720 dedicated voltage detector. Retractable probe shrouds for extra safety and does not undertake continuity testing - which means no ambiguity.



KEWTECH

SUPER FAST SUPER EASY SMARTPATS

Introducing the NEW complete EZY and SMARTPAT testing solutions from Kewtech

The EZYPAT, EZYPAT PLUS & SMARTPAT are battery operated, have a large easy-to-read display, a PASS (green) / FAIL (red) screen and each benefits from a light, ergonomic design. The testers also work in conjunction with the new KEWPAT APP, which enables fast documentation detailing the appliance and test results.

SMARTPAT – the ultimate PAT tester


- Live (110V & 230V) and dead testing
- Control it manually or by the Free KEWPAT APP

EZYPAT PLUS – the ultimate manual tester

- Live (110V & 230V) and dead testing
- 250V & 500V insulation tests

EZYPAT – The easy to use PAT test covering the essentials


- All mandatory dead tests
- 250V & 500V insulation tests



FREE download

KEWPAT APP

Use it manually to collect your appliance information or use it to have ultimate control over your SMARTPAT. Automatically saves test results and lets you make your own test sequences.



Find out more at kewtechcorp.com

Multifunction Testers

KEWTECH

Whatever your needs - we have the right multifunction tester for you and all with robust loop impedance performance


KT65DL

KT64DL

Description	KT63	KT64DL	KT65DL
Continuity at 200mA with auto null function for test leads	•	•	•
Insulation 250 V, 500 V & 1000 V	•	•	•
PAT testing with optional PAT ADAPTER 1	•	•	•
PAT results memory, auto ID advance and download with software			•
Continuous Live warning	•	•	•
55V loop test (tests 110V CTE on-site systems)			•
High voltage LED light	•	•	•
Low current ATT non RCD trip loop test		•	•
High current loop test	•	•	•
PSC / PFC test	•	•	•
0.001 Ω resolution high current loop test			•
'Hands free' testing	•	•	•
Backlight	•	•	•
RCD type AC & ACS	•	•	•
RCD type A & AS		•	•
10mA & 1000 mA RCDs		•	•
RCD auto test 30 mA	•	•	•
RCD auto test 10, 30, 100, 300, 500, 1000 mA		•	•
RCD auto test all results on one screen		•	•
Test probe with remote test button		•	•
Advanced memory software included			•
Phase rotation			•
Earth resistance with optional ACCES KIT		•	•
Protective lid on instrument		•	•
Carry case with extra space for testing accessories	Soft	Soft	Soft
Fused test leads	Option	Option	Option
IP40 / 54	54	40	40
Wiring & lead polarity check	•	•	•
Mains polarity check	•		
Magnetic base	•		
Touch pad for earth potential limits 25 V or 50 V		•	•
Voltage measurement	•	•	•

The KT64DL and KT65DL are top quality instruments with great performance even in noisy circuits. They are easy to use with only one rotary switch and four soft keys.

Three ways to start a test

1. Single press of the test button
2. Lockdown the test button
3. Pressing the test button on the special test probe


KT63

The small and light MFT packed with BIG features.

Test Leads

KEWTECH

High quality G7 test leads fit all popular makes of testers

ACC016E

Three Wire Fused Distribution Board Lead Set

Instrument conn: IEC (with slot)

Probe conn: 4mm connector

Probes (fused):

1 x blue,
1 x brown

Croc Clips:

1 x blue,
1 x brown,
1 x green

For: SFT/MFT
17th Ed testers



ACC020

Two Wire Lead Set

Instrument conn: Right angled 4mm connector

Probe conn: 4mm connector

Probes: 1 x red, 1 x black

Croc Clips: 1 x red,
1 x black

For: Ins. / cont.
testers,
Clamp meters,
DMMs and
testing accessories



ACC063

Three Wire Distribution Board Lead Set

Instrument conn: 4 mm connector

Probe conn: 4mm connector

Earth probe has piggy
back feature

Probes: 1 x blue,
1 x brown, 1 x green

Croc Clips: 1 x blue,
1 x brown, 1 x green

For: SFT MFT
17th Ed testers



ACC060

Two Wire Fused Test Lead Set

Instrument conn: 4mm connector

Probe conn:

Fixed

Probes:

1 x red,
1 x black

Croc Clips:

1 x red,
1 x black

For: DMMs,
Clamps



ACC040

Two Fused Probes

Fused probes

Probes:

1 x red,
1 x black

Croc Clips:

1 x red,
1 x black

For: Making
the ACC020
into a fused lead set



KAMP12

Mains Lead for MFTs

Instrument conn:

4 mm connectors



ACC65

Three Wire Distribution Board Lead Set

Instrument: 4 mm connector

Probe conn:
4mm Connector

Probes: 1 x blue,
1 x brown,
1 x green

Croc Clips:

1 x blue,
1 x brown,
1 x green

For: SFT/MFT
17th Ed testers



ACC070

Three Fused Probes

Probe conn: 4mm connector

Probes: 1 x blue,
1 x brown, 1 x green

Croc Clips:

1 x blue,
1 x brown,
1 x green

For: Making
the ACC063
& ACC065
into a fused
lead set



ACC064 SP

Probe with Test Button incorporated

Instrument conn: Special

Probe conn: Fixed


For: KT64DL & KT65DL



JUMPLD1

Four jump or link leads with
small crocodile clips. Two
short and two long leads.

- Speeds up R1 + R2 and insulation testing
- Small croc clips to suit terminal head screws and bus bars
- 2 x 150 mm,
2 x 450 mm




G7 PRECISION

The G7 range of test leads are strong, robust and fit all leading brands of test instruments.



Any standard 4mm sockets



Any standard IEC sockets

Hole Saws



Fast Cut Bi-Metal Hole Saws



The Fast Cut saw combines a new tooth material, with enhanced heat and wear resistance, and a new tooth design, providing a smoother, faster cut on a wide range of materials, when compared against the previous Constant Pitch saw.

Specifically suited to cutting stainless and mild steel sheet, the Fast Cut will also cut through tubes with a wall thickness of up to 3mm (1/8").

- New tooth material for enhanced heat and wear resistance and greater product life.
- Ideal for stainless and mild steel sheet and tubes with wall thickness of up to 3mm (1/8").
- New 5.5 TPI / 25mm tooth form provides a smoother, faster cut in all materials.
- Hole saw depth of 41mm (1.5/8").

Part No.	Diameter	
	Inch	mm
FCH0034	3/4"	19mm
FCH2532	25/32"	20mm
FCH1036	13/16"	21mm
FCH0078	7/8"	22mm
FCH1056	15/16"	24mm
FCH0100	1"	25mm
FCH0116	1.1/16"	27mm
FCH0118	1.1/8"	29mm
FCH0136	1.3/16"	30mm
FCH0114	1.1/4"	32mm
FCH0156	1.5/16"	33mm
FCH0138	1.3/8"	35mm
FCH0176	1.7/16"	37mm
FCH0112	1.1/2"	38mm
FCH0196	1.9/16"	40mm
FCH0158	1.5/8"	41mm
FCH1116	1.11/16"	43mm
FCH0134	1.3/4"	44mm
FCH1136	1.13/16"	46mm
FCH0178	1.7/8"	48mm
FCH0200	2"	51mm
FCH0216	2.1/16"	52mm
FCH0218	2.1/8"	54mm
FCH056M	2.3/16"	56mm
FCH0214	2.1/4"	57mm
FCH0256	2.5/16"	59mm
FCH0238	2.3/8"	60mm
FCH0212	2.1/2"	64mm

Part No.	Diameter	
	Inch	mm
FCH0296	2.9/16"	65mm
FCH0258	2.5/8"	67mm
FCH068M	2.11/16"	68mm
FCH0234	2.3/4"	70mm
FCH0278	2.7/8"	73mm
FCH0300	3"	76mm
FCH0318	3.1/8"	79mm
FCH0314	3.1/4"	83mm
FCH0338	3.3/8"	86mm
FCH0312	3.1/2"	89mm
FCH0358	3.5/8"	92mm
FCH0334	3.3/4"	95mm
FCH0378	3.7/8"	98mm
FCH0400	4"	102mm
FCH0418	4.1/8"	105mm
FCH0414	4.1/4"	108mm
FCH0438	4.3/8"	111mm
FCH0412	4.1/2"	114mm
FCH0434	4.3/4"	121mm
FCH0500	5"	127mm
FCH0514	5.1/4"	133mm
FCH0512	5.1/2"	140mm
FCH0600	6"	152mm
FCH160MM	6.5/16"	160mm
FCH168MM	6.5/8"	168mm
FCH177MM	6.31/32"	177mm
FCH210MM	8.9/32"	210mm

Bi-Metal Cordless Smooth Cut Hole Saws



Part No.	Diameter	
	mm	Inch
CSC16	16mm	5/8"
CSC20	20mm	25/32"
CSC22	22mm	7/8"
CSC25	25mm	1"
CSC32	32mm	1.1/4"
CSC38	38mm	1.1/2"

- Ideal for cutting stainless, tool and mild steel sheeting plus plasterboard, wood and thin plastics.
- Safety stop at the base of the hole saw prevents saw travel beyond the hole saw depth - 13mm (1/2").
- Complete assembly - arbor, pilot drill and ejector spring included.
- Constant pitch teeth provide exceptionally smooth cuts
- Pitch 8 teeth per 25mm / inch.
- Recommended cutting depth 2mm.

Tungsten Carbide Tipped Multi Purpose Hole Saws



Part No.	Diameter	
	mm	Inch
MPH2532	20mm	25/32"
MPH0078	22mm	7/8"
MPH0100	25mm	1"
MPH0118	29mm	1.1/8"
MPH0114	32mm	1.1/4"
MPH0138	35mm	1.3/8"
MPH0196	40mm	1.9/16"
MPH0200	51mm	2"

- Rapid, heat free stock removal of wood, MDF, plastics, plasterboard, and ceramic tiles.
- Carbide tipped teeth for outstanding cutting performance and product durability.
- Smooth cutting with minimal heat build up.
- Suitable for use in electric and battery powered tools.
- Hole saw depth of 54mm (2.1/8").
- Special arbors featuring extended length pilot drills are available, alternatively fit the longer A014CE pilot drill to our standard Starrett arbors.

Tungsten Carbide Tipped Stainless Steel Sheet Metal Hole Saw



- Ideal for production cutting, and particularly suitable for use in drills with limited speed control.
- Tungsten carbide tipped teeth provide superb product life and cutting performance.
- Replacement pilot drills are available.
- Complete assembly - there is no requirement to purchase a separate arbor and pilot drill.
- Safety stop at the base of the hole saw prevents saw travel beyond the hole saw depth - 13mm (1/2").
- Recommended cutting depth 2mm (1/8").

Part No.	Diameter	
	mm	Inch
SM15	15mm	19/32"
SM16	16mm	5/8"
SM17	17mm	11/16"
SM18	18mm	23/32"
SM19	19mm	3/4"
SM20	20mm	25/32"
SM21	21mm	13/16"
SM22	22mm	7/8"
SM23	23mm	29/32"
SM24	24mm	15/16"
SM25	25mm	1"
SM26	26mm	1.1/32"
SM27	27mm	1.1/16"
SM28	28mm	1.3/32"
SM29	29mm	1.1/8"

Part No.	Diameter	
	mm	Inch
SM30	30mm	1.3/16"
SM31	31mm	1.7/32"
SM32	32mm	1.1/4"
SM33	33mm	1.5/16"
SM34	34mm	1.11/32"
SM35	35mm	1.3/8"
SM36	36mm	1.13/32"
SM37	37mm	1.7/16"
SM38	38mm	1.1/2"
SM39	39mm	1.17/32"
SM40	40mm	1.9/16"
SM45	45mm	1.25/32"
SM50	50mm	1.31/32"
SM51	51mm	2

Hacksaw Blades

Starrett®

Bi-Metal Unique High Speed Steel Safe-Flex



- Massive increase in tooth strength and reduction in tooth breakage and fracture when compared against traditional bi metal blades.
- Excellent for interrupted cuts in cramped places or where the blade is subject to bending or twisting stresses.

Part No. 2 Blades Pack	Part No. 10-Blade Pack	Part No. 50 Blade Pack	Dimensions Length x Width x Thickness	TPI (25mm)
KBS1218-2	KBS1218-10	BS1218	300mm x 13mm x 0.65mm	18
KBS1224-2	KBS1224-10	BS1224	12" x 1/2" x .025"	24
KBS1232-2	KBS1232-10	BS1232	12" x 1/2" x .025"	32

Redstripe High Speed Steel Blades



- Ideal when the blade is not subject to bending and twisting stresses.
- Uniformly hardened blade holds the edge when cutting hard-to-machine alloys, maintaining the straightness of the cut.

Part No. 2 Blades Pack	Part No. 10-Blade Pack	Part No. 50 Blade Pack	Dimensions Length x Width x Thickness	TPI (25mm)
KRS1218-2	KRS1218-10	RS1218	300mm x 13mm x 0.65mm	18
KRS1224-2	KRS1224-10	RS1224	12" x 1/2" x .025"	24
KRS1232-2	KRS1232-10	RS1232	12" x 1/2" x .025"	32

Dual Cut Unified Shank Jigsaw Blades

Part No.	Description 2 Blade Pack	Dimensions* Length x Width x Thickness
BU3DC-2	75mm (3") Dual Cut Jig Saw Blade	75mm x 8mm x 1.5mm 3" x 5/16" x .060"
BU2DCS-2	50mm (2") Scroll-Cutting Dual Cut Jig Saw Blade	50mm x 5mm x 1.3mm 2" x 3/16" x .050"

* Length dimension references tooth bearing section of jig saws.
The total length, including blade shank, is approximately 25mm (1") longer.

Redstripe HSS Solid High Speed Steel Power



Part No.	Length x Width x Thickness (mm)	TPI TP/ 25mm	Pinhole Ø (mm)
RS1210-5	300 x 25 x 1.25	10	8.5
RS1214-5	300 x 25 x 1.25	14	8.5
RS1410-5	350 x 25 x 1.25	10	8.5
RS1414-5	350 x 25 x 1.25	14	8.5
RS1406-6	350 x 32 x 1.60	6	8.5
RS1410-6	350 x 32 x 1.60	10	8.5
RS1414-6	350 x 32 x 1.60	14	8.5
RS1606-6	400 x 32 x 1.60	6	8.5
RS1610-6	400 x 32 x 1.60	10	8.5
RS1604-7	400 x 38 x 2.00	4	8.5
RS1606-7	400 x 38 x 2.00	6	8.5
RS1706-6	425 x 32 x 1.60	6	8.5
RS1710-6	425 x 32 x 1.60	10	8.5
RS1806-6	450 x 32 x 1.60	6	10.5
RS1810-6	450 x 32 x 1.60	10	10.5
RS1804-7	450 x 38 x 2.00	4	10.5
RS1806-7	450 x 38 x 2.00	6	10.5
RS1810-7	450 x 38 x 2.00	10	10.5

Part No.	Length x Width x Thickness (mm)	TPI TP/ 25mm	Pinhole Ø (mm)
RS2006-7	500 x 38 x 2.00	6	10.5
RS2010-7	500 x 38 x 2.00	10	10.5
RS2004-8	500 x 45 x 2.25	4	10.5
RS2110-7	525 x 38 x 2.00	10	10.5
RS2104-8	525 x 45 x 2.25	4	10.5
RS2106-8	525 x 45 x 2.25	6	10.5
RS2404-8	600 x 45 x 2.25	4	12.5
RS2406-8	600 x 45 x 2.25	6	12.5
RS2404-0	600 x 50 x 2.50	4	12.5
RS2406-0	600 x 50 x 2.50	6	12.5
RS2604-0	650 x 50 x 2.50	4	12.5
RS3004-0	750 x 63 x 2.50	4	12.5
RS300-6	300 x 32 x 2.00	6	-
RS300-10	300 x 32 x 2.00	10	-
RS350-6	350 x 32 x 2.00	6	-
RS350-10	350 x 32 x 2.00	10	-
RS400-4	400 x 32 x 2.00	4	-
RS400-6	400 x 32 x 2.00	6	-
RS400-10	400 x 32 x 2.00	10	-

Part No.	Length x Width x Thickness (mm)	TPI TP/ 25mm	Pinhole Ø (mm)
RS450-4	450 x 38 x 2.00	4	-
RS450-6	450 x 38 x 2.00	6	-
RS450-10	450 x 38 x 2.00	10	-
RS500-4	500 x 45 x 2.00	4	-
RS500-6	500 x 45 x 2.00	6	-
RS500-10	500 x 45 x 2.00	10	-
RS550-4	550 x 45 x 2.00	4	-
RS550-6	550 x 45 x 2.00	6	-
RS550-10	550 x 45 x 2.00	10	-
RS575-4	575 x 50 x 2.50	4	-
RS575-6	575 x 50 x 2.50	6	-
RS600-4	600 x 50 x 2.50	4	-
RS600-6	600 x 50 x 2.50	6	-
RS650-4	650 x 55 x 2.50	4	-
RS650-6	650 x 55 x 2.50	6	-
RS700-4	700 x 55 x 2.50	4	-
RS700-6	700 x 55 x 2.50	6	-
RS850-4	850 x 60 x 3.00	4	-
RS850-6	850 x 60 x 3.00	6	-
RS1000-2.1/2	1000 x 126 x 3.50	2.5	-

Grey-Flex High Carbon Steel



These all-purpose blades are an economical alternative when cutting mild steel, copper, brass, aluminium and other similar materials. The blades feature an all carbon construction with a hardened cutting edge and flexible back.

Part No. 2 Blades Pack	Part No. 10-Blade Pack	Part No. 50 Blade Pack	Dimensions Length x Width x Thickness	TPI (25mm)
KGF1218-2	KGF1218-10	GF1218	300mm x 13mm x 0.65mm	18
KGF1224-2	KGF1224-10	GF1224	12" x 1/2" x .025"	24
KGF1232-2	KGF1232-10	GF1232	12" x 1/2" x .025"	32

Carbide Grit Rod Saw Ceramics and Fibreglass Cutting



- Constructed of a tough steel alloy rod that has been coated by carbide grit.
- This unique rod saw blade effectively cuts abrasive materials.

Cat. No.	Length x Width x Thickness	Tooth Type
X1200	300mm x 2.4mm 12" x 3/32"	Grit



The two new wood-cutting saw designs with teeth in both directions offer a burr-free cut on both sides. Bi-metal unique saw technology provides 170% greater resistance to tooth breakage, longer life and a lower cost per cut than other blade manufacture techniques.

The solid, fully hardened molybdenum high speed steel composition of Redstripe power hacksaw blades delivers extended life and efficient cutting action in a broad range of materials. These blades can withstand heavier feed pressures and provide faster cut rates than blades made from composite designs. Redstripe power hacksaw blades will effectively cut tough alloys such as stainless steels.

VDE Tools



C.K Redline VDE Pliers



Premium Quality Safety Pliers and Cutters

Made in Germany

- Two component ergonomic design, with anti-slip horns for increased comfort, control and safety.
- Induction hardened jaws for outstanding long term performance.
- Cutting jaws with C.K optimised geometry for unsurpassed cutting performance.
- Special alloy steel, drop forged, hardened and tempered for exceptional strength and durability.

Part No.	Description	Size
431003	C.K Redline VDE Combination Pliers	200mm
431004	C.K Redline VDE CombiCutter1	160mm
431005	C.K Redline VDE Side Cutters	180mm
T37021	C.K RedLine VDE High Leverage Side Cutters	180/200mm
431008	C.K Redline VDE CombiCutter3	160mm
431012	C.K Redline VDE Wire Stripper	160mm
431014	C.K Redline VDE Snip Nose Pliers	200mm
431018	C.K VDE Side Cutters	140mm
431030	C.K Redline VDE Heavy Duty Cable Cutters	165mm
431031	C.K Redline VDE Heavy Duty Cable Cutters	210mm

C.K Dextro VDE



Premium Quality Safety Screwdrivers

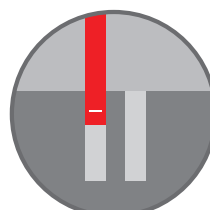
- Tip type marking for easy identification.
- Ergonomically shaped, dual component handles for increased comfort, control and safety.
- Long, fine neck for precise fingertip control.
- Ridges along the head give extra grip in that last ¼ turn.
- Handle injection moulded directly to blade giving the ultimate bond for increased reliability and durability.
- Premium quality chrome vanadium steel blade for exceptional strength and durability.
- Precision machined tips for an exact screw fit and damage free screwdriving.

Part No.	Description
T49244-035	C.K DextroVDE Slim Screwdriver SL3.5 x 100mm
T49244-040	C.K DextroVDE Slim Screwdriver SL4.0 x 100mm
T49244-055	C.K DextroVDE Slim Screwdriver SL5.5 x 125mm
T49243-1	C.K DextroVDE Slim Screwdriver PZ1 x 100mm
T49243-2	C.K DextroVDE Slim Screwdriver PZ2 x 125mm
T49242-1	C.K DextroVDE Slim Screwdriver PH1 x 100mm
T49242-2	C.K DextroVDE Slim Screwdriver PH2 x 125mm
T49245-1	C.K DextroVDE Slim Screwdriver MOD2 x 125mm
T49283	C.K DextroVDE Slim Screwdriver Set 5 PZ/SL



C.K Dextro VDE Screwdrivers

T49142-0	PH0x60
T49142-1	PH1x80
T49142-2	PH2x100
T49142-3	PH3x150
T49143-0	PZ0x60
T49143-1	PZ1x80
T49143-2	PZ2x100
T49143-2200	PZ2x200
T49143-3	PZ3x150
T49144-025	Slotted 2.5x75
T49144-030	Slotted 3.0x100
T49144-035	Slotted 3.5x100
T49144-040	Slotted 4x100
T49144-055	Slotted 5.5x125
T49144-065	Slotted 6.5x150



Mighty Rods & Storage



Mighty Rods Pro



**MIGHTY RODS
PRO**

12m **SUPER** KIT

5 **2** **3**
RODS FLEX ACCS

5 x RODS

- 5 x 1m MightyRod PRO 6mmØ

3 x ACCESSORIES

- Flexi Lead • Ring • Hook

10m **STANDARD** KIT

10 **4** **7**
RODS FLEX ACCS

10 x RODS

- 2 x 1m MightyRod PRO 7mmØ
- 7 x 1m MightyRod PRO 6mmØ
- 1 x 1m MightyRod Spira-Flex 4mmØ

7 x ACCESSORIES

- Flexi Lead • Ring • Hook
- Gender Changer • Flat Bullet
- In-line Swivel • Domed Bullet

12m **SUPER** KIT

12 **4** **10**
RODS FLEX ACCS

12 x RODS

- 2 x 1m MightyRod PRO 7mmØ
- 8 x 1m MightyRod PRO 6mmØ
- 1 x 1m MightyRod Spira-Flex 4mmØ
- 1 x 1m MightyRod GLO 6mmØ

10 x ACCESSORIES

- Flexi Lead • Ring • Hook
- Gender Changer • Flat Bullet
- In-line Swivel • Domed Bullet
- Torch • Magnet • Chain



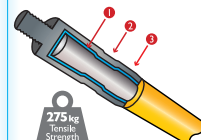
next GEN ADVANCED TECHNOLOGY

100% SPLINTER PROOF RODS



1 Fibreglass Core 2 100% Splinter-proof Shield
GAIN WITHOUT THE PAIN

TRIPLE FIXED MIGHTY-FIX connectors



1 Glued 2 Indented 3 Crimped
UNSURPASSED STRENGTH



Part No.	Description
T5410	C.K. Mighty Rod 10m Cable Rod Set
T5411	C.K. Mighty Rod Tool Box Cable Rod Set 3.3m
T5420	C.K. Mighty Rod Pro Cable Rod Starter Set 5m
T5421	C.K. Mighty Rod Pro Cable Rod Standard Set 10m
T5422	C.K. Mighty Rod Pro Cable Rod Super Set 12m
T5430	C.K. Mighty Rod Pro Cable Rods 6mm Pk 2
T5431	C.K. Mighty Rod Pro Cable Rods 7mm Pk 2
T5432	C.K. Mighty Rod Pro Cable Rods 6mm Pk 1
T5433	C.K. Mighty Rod Pro SpiraFlex Cable Rod 4mm Pk 1
T5440	C.K. Mighty Rod 7pc Standard Kit Accessory Pack
T5441	C.K. Mighty Rod 3pc Super Kit Accessory Pack

C.K. Magma Tools Storage

- C.K. Magma, C.K.'s range of premium tool storage, are manufactured from heavyweight polyester for exceptional durability and are truly smarter by design.
- Developed in collaboration with an extensive panel of cross trade professionals, C.K. Magma storage solutions are engineered to offer leading performance, durability, accuracy and strength, all of which are key requirements for professional results.



Adjustable padded compartments for safe storage of test equipment and accessories



Convenient tool kit storage



Carrying handle and padded shoulder strap

Part No.	Description
MA2638	C.K. Magma Test Equipment Case <ul style="list-style-type: none"> • Adjustable padded compartments for safe storage of test equipment & accessories • Convenient tool kit storage • Carrying handle & padded shoulder strap

Tools



Nail-Proof Stubby WoodBeaver

- The Armeg Nail-Proof WoodBeaver is the solution to drilling in nail embedded wood. The robust profile of the four precision ground cutting teeth provides extreme resistance to hard objects whilst the HSS cutting head increases durability in tough materials to give longer tool life.
- The Nail-Proof Stubby has a 120mm compact length making it perfect for inter joist drilling and working in tight spaces.
- Sizes up to 25mm have a 1/4" impact rated shank for use within impact drivers.



Part No.	Size
WWBNPST16	16mm
WWBNPST20	20mm
WWBNPST22	22mm
WWBNPST25	25mm
WWBNPST32	32mm

Contents

- 1 X 16 / 20 / 25mm
- 1 X Quick-Change SDS Plus to 1/4" Adaptor




Part No.	Description
WWBNP4PCSET	4 Piece Nail-Proof Stubby Set

QFDS SDS Plus Hammer Drill Bits

Armeg's premium line SDS Plus Hammer Drill Bits are the only UK manufactured SDS Plus hammer drill bits available on the market.

- Clean and accurate holes in multiple material types.
- Latest carbide tip technology - increased penetration and efficiency of cut.



Part No.	Size
S10.0X1000	10 x 1000
S12.0X1000	12 x 1000
S14.0X1000	14 x 1000
S16.0X1000	16 x 1000
S18.0X1000	18 x 1000
S20.0X1000	20 x 1000
S22.0X1000	22 x 1000
S25.0X1000	25 x 1000

SDS Plus Channelling Chisels

Designed with forged steel for rapid channel production in soft brick and medium density block.

The products come with the SDS Plus drive system for machines with roto-stop facility and a cranked off set design which maximises ease of use.



Part No.	Description
G225B4CC30	30mm
G225B4CC50	55mm
G310B4CCSB	20mm Extended Channelling Chisel

SDS Plus 80mm Hard Material Chisel

SDS Plus 80mm Hard Material Chisel, effectively and easily creates back box holes in hard materials. Avoid hours of labour intensive manual chiselling.



Part No.	Description
EBS.BSC.HM	80mm Wide EBS Hard Material Chisel

Dry Diamond Core Kit

- Designed to give rapid, clean service entries with virtually no making good required.
- 130mm throat designed for deep core drilling, can core through a standard brick in one action.
- Features laser welded Diamond Segments for extreme durability.



Contents

- 1 X 42, 52, 65, 117 & 127mm Dry Diamond Core drill.
- 1 X SDS Plus to 1/2" BSP Adaptor
- 1 X Hexagon to 1/2" BSP Adaptor
- 1 X 200mm 1/2" BSP Extension
- 1 X 400mm Masonry Pilot Drill
- 1 X 225mm A-Taper Guide Rod
- 1 X Extractor Pin

Part No.	Description
CDD5PCSET	5 Piece Core Set

SDS Plus Scutch Comb Chisels

The SDS Plus Scutch Comb Chisel is the perfect choice for general electricians preparation work in masonry.



Part No.	Description
G150B4SCH	Scutch Comb Chisel - for 40mm Combs
SCCOX5	40mm Scutch Comb - pack of 5
G150B4SCH1	Scutch Comb Chisel - for 25mm Combs
SCCO1X5	25mm Scutch Comb - pack of 5

27 Piece Socket & Screwdriver Bit Set

- Multi-purpose set allows both direct and 90° drive of screwdriver bits and sockets for extreme versatility and cost effectiveness.
- Features 'Click & Drive' adaptor & AAA Ratchet for time saving and hassle free bit changes.



Part No.	Description
SDB&SSET27	27 Piece Set

32 Piece Screwdriver Bit Set

- Impact rated bits for use within impact drivers.
- Click & Drive adaptor for time saving and hassle free bit changes.



Part No.	Description
SDBSET32	32 Piece Set

11 Piece PZ2 Screwdriver Bit Set

- Multi pack set features most popular screwdriver bit size in a pocket sized compact case for convenient bit accessibility.
- Impact rated bits for use within impact drivers.



Part No.	Description
SDBSET11PZ2	11 Piece PZ2 Set

Acceler8% Sheet Steel Holesaw

- Designed specifically for drilling sheet steel the Acceler8% is built for speed.
- Perfect for users drilling steel trunking, cabinets, enclosures, panels and steel cladding, it is the ultimate time saving and hassle free solution.
- 1/4" quick-change shank for added convenience and rapid diameter tool change. Impact rated for impact drivers.
- 8% cobalt for durability.



Part No.	Size
SSH014	14mm
SSH016	16mm
SSH018	18mm
SSH020	20mm
SSH022	22mm
SSH025	25mm
SSH030	30mm
SSH032	32mm
SSH035	35mm
SSH038	38mm
SSH040	40mm

CVP Holesaw

- Designed for extreme durability and extended tool life Armeg's CVP (Cobalt Vari-Pitch) Holesaws are the ultimate choice for the ultimate drilling performance.
- Offering an incredibly cost-effective and reliable solution for producing holes in Metals, Wood and Plastics, the bi-metal CVP holesaw has been manufactured using the most advanced technology available.



Part No.	Description
PCH020	20mm CVP Holesaw
PCH025	25mm CVP Holesaw
PCH032	32mm CVP Holesaw
PCH040	40mm CVP Holesaw
PCH051	51mm CVP Holesaw
PCH060	60mm CVP Holesaw
PCH064	64mm CVP Holesaw
PCH073	73mm CVP Holesaw
PCH076	76mm CVP Holesaw
PCH102	102mm CVP Holesaw
CHD16-29HEX	9.5mm Hexagon Shank Drive Adaptor (14-29mm)
CHD16-29SDS	SDS Plus Shank Drive Adaptor (14-29mm)
CHD32-64HEX	13mm Hexagon Drive Shank Drive Adaptor (32-152mm)
CHD32-64SDS	SDS Plus Shank Drive Adaptor (32-152mm)
CHPD	Holesaw Pilot Drill

VDE Tools



Insulated VDE Pliers



Manufactured and tested to EN 609000.

Knipex products are manufactured to exacting standards in one of Germany's largest and most modern tool factories using the latest technology and the finest materials. Cutting edges are induction hardened to guarantee efficient cutting performance and great durability. Knipex manufacture over 10 million pairs of pliers every year. Stringent quality control ensures that these products are amongst the finest in the world and particularly suited to industrial applications. New developments and improvements are the normal day to day work of Knipex designers and engineers. They guarantee high quality products which satisfy the constantly growing demands of industry.

VDE Combination Pliers



Part No.	Size (mm)
32019	160
31918	180
31920	200

VDE Diagonal Side Cutters



Part No.	Size (mm)
32020	125
31925	140
31926	160
32021	180

VDE High Leverage Diagonal Side Cutters



Part No.	Size (mm)
32022	160
31927	180
31929	200

VDE Electricians Universal Installation Pliers



Part No.	Size (mm)
31460	200

VDE Long Nose Pliers



Part No.	Size (mm)
31944	160
32012	200

VDE 'X Cut' High Leverage Diagonal Side Cutters



Part No.	Size (mm)
25885	160

Expert Ergo Plus® Fully Insulated VDE Pliers



Expert quality, special steel hardened and tempered with cutting edges separately induction hardened. Ergonomic shape of head and handles allow user to access difficult working areas and still keep a tight grip on the workpiece.

- **Wire stripping:** 1.5mm² and 2.5mm².
- **Pattress screw/bolt cutting:** M3.5, M4.
- **Wire cutting:** medium 3.5mmØ; hard 2.5mmØ, piano 2.0mmØ.
- **Terminal crimping:** 1.5mm² and 2.5mm².
- **Wire loop forming:** 4, 5, 6mm.
- **Flush cutting:** plastic and copper only.
- Slimline ergonomic design.

Part No.	Size (mm)
26482	185

Insulated VDE Screwdriver Sets



11 Piece VDE Fully Insulated Screwdriver Set

- **5 plain slot, sizes:** 2.5 x 75, 3.0 x 100, 4.0 x 125, 5.5 x 125 & 6.5 x 150mm.
- **3 cross slot, sizes:** No.0, No.1 & No.2.
- **3 PZ Type:** No.0, No.1 & No.2.

Part No.	Description
69234	11 Piece VDE Screwdriver Set



10 Piece VDE Fully Insulated Interchangeable Blade Screwdriver Set

- **4 plain slot, sizes:** 3.0 x 100, 4.0 x 100, 5.5 x 100 & 6.5 x 100mm.
- **2 cross slot, sizes:** No.1 & No.2.
- **2 PZ Type:** No.1 & No.2.
- Fully insulated high torque screwdriver handle.
- Fully insulated precision screwdriver handle.

Part No.	Description
05721	10 Piece VDE Interchangeable Blade Screwdriver Set



MORE THAN JUST TOOLS

drapertools.com

A COMPREHENSIVE RANGE OF OVER 11,000 GUARANTEED QUALITY PRODUCTS FOR THE TRADE



2kVA PETROL INVERTER GENERATOR

A powerful, super quiet, compact and lightweight inverter generator, capable of producing 100% pure sine wave power

Stock No.80956



DIGITAL CLAMP METER (AUTO-RANGING)

Auto and manual ranging clamp meter capable of voltage, current, resistance, diode, continuity, capacitance, frequency, duty cycle and temperature testing

Stock No.41911

235L/min 700W 230V STAINLESS STEEL BODY SUBMERSIBLE DIRTY WATER PUMP WITH FLOAT SWITCH

Ceramic shaft for long life, thermal overload protection and float switch.

Stock No.64274



35L 1200W M-CLASS WET AND DRY VACUUM CLEANER

Manufactured to fully comply with the 'M' class standard

Stock No.86685



FOLLOW US ON



Safetywear

Safety Helmets



- Fully adjustable head harness within an impact tested, high density polyethylene shell.
- Helmets in standard construction site colours.

Part No.	Description
51140	Blue Safety Helmet
51139	White Safety Helmet
51138	Yellow Safety Helmet

Riggers Gloves



- Manufactured with split pig leather palm, thumb and knuckle guard, providing excellent abrasion resistance.

Part No.	Description
82748	Riggers Gloves

Latex Coated Work Gloves - Large



- Multi purpose 10g polyester seamless gloves natural latex coated palms and fingertips providing extra grip and good protection from tears and punctures.

Part No.	Description
82603	Green Heavy Duty Latex Coated Work Gloves - Large

Safety Goggles



- Compact and lightweight PVC frame and tough polycarbonate lens provide protection from flying debris.
- Vented body keeps air circulating whilst working.

Part No.	Description
51129	Safety Goggles

Professional Safety Goggles



- Traditional pattern with indirect ventilation, anti-mist impact resistant polycarbonate lens and adjustable elasticated strap.
- For protection against particles i.e cinders, low grade debris etc.

Part No.	Description
51130	Professional Safety Goggles

Rigger Style Safety Boot



- Upper boot made from leather with acrylic fur lining.
- Each boot has an epoxy coated steel toecap, stainless spring steel midsole, padded ankles and a pull on loops.

Part No.	Description
85972	Size 7
85973	Size 8
85974	Size 9
85975	Size 10
85976	Size 11
85977	Size 12

Chukka Style Safety Boots



- Upper boot made from leather with a mesh fabric lining.
- Each boot has an epoxy coated steel toecap, stainless spring steel midsole.

Part No.	Description
85950	Size 7 (S1-P-SRC)
85951	Size 8 (S1-P-SRC)
85952	Size 9 (S1-P-SRC)
85953	Size 10 (S1-P-SRC)
85954	Size 11 (S1-P-SRC)
85955	Size 12 (S1-P-SRC)

100% Non-Metallic Composite Safety Shoe



- 100% nonmetallic shoe featuring an upper made from leather with a mesh fabric lining.
- Each shoe has a composite toecap, non metallic penetration resistant insole and a pull on heel tab.

Part No.	Description
85956	Size 4 (S1-P-SRC)
85957	Size 5 (S1-P-SRC)
85958	Size 6 (S1-P-SRC)
85959	Size 7 (S1-P-SRC)
85960	Size 8 (S1-P-SRC)
85961	Size 9 (S1-P-SRC)
85962	Size 10 (S1-P-SRC)
85963	Size 11 (S1-P-SRC)
85964	Size 12 (S1-P-SRC)

Dust Masks



- Dust masks for protection against non toxic dusts and powders.
- Suitable only to reduce discomfort caused by exposure to coarse non-toxic particles.

Part No.	Description
82748	50 Disposable Nuisance Dust Masks

Leather Knee Pads



- Expert Quality, made from top grain leather with high quality felt inners.

Part No.	Description
72932	Leather Knee Pads

Medium First Aid Kit



First aid kit in durable plastic box with carrying handle. Essential for emergency situations around the home or workplace.

- 30 x Saline wipes.
- 9 x Large powder-free nitrile gloves.
- 6 x Medium sterile first aid dressing 12cm x 12cm pad size.
- 1 x Box of 60 washproof plasters.
- 3 x Non-woven triangular bandage 90cm x 90cm x 127cm.
- 3 x No.16 sterile eye pad first aid dressing with bandage.
- 3 x Sterile individually wrapped finger dressing 3.5cm x 3.5cm.
- 2 x Pack of six safety pins.
- 2 x Emergency thermal blanket 210cm x 130cm.
- 2 x Hydrogel burn dressing 10cm x 10cm.
- 2 x Conforming bandage 7.5cm x 4.5M.
- 2 x Large sterile first aid dressing 18cm x 18cm pad size.
- 1 x Revive aid mouth to mouth resuscitator.
- 1 x Small tuff cut scissors.
- 1 x Micro-porous tape 2.5cm x 5M.
- 1 x First aid at work guidance leaflet BS8599-1 Compliant Workplace First Aid Kit.

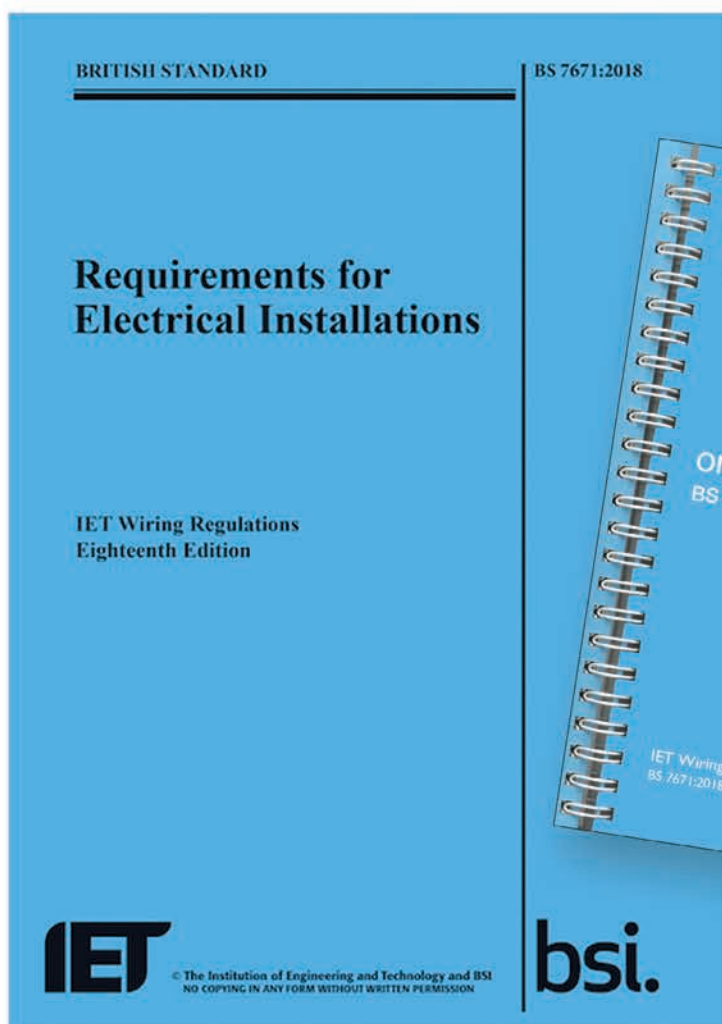
Part No.	Description
81289	Medium First Aid Kit

IET WIRING REGULATIONS

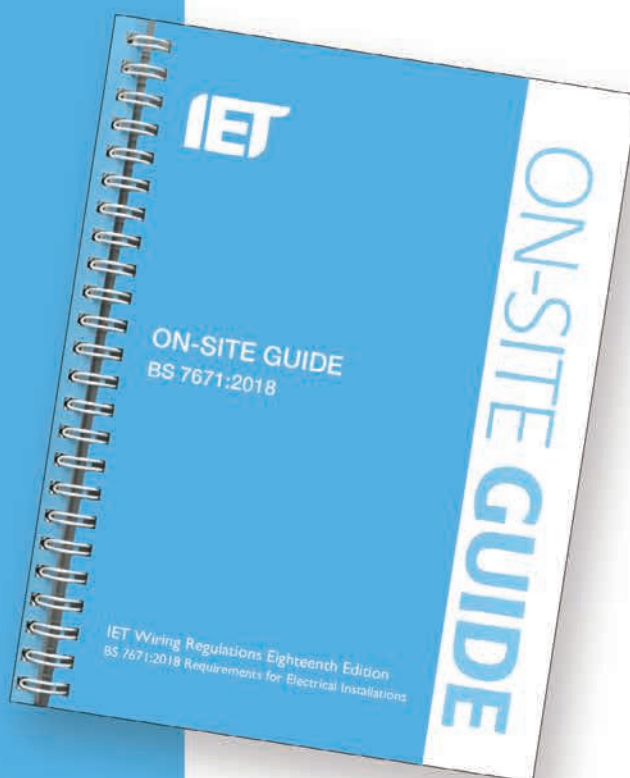
18th EDITION

Major Changes to NEW Regulations Announced

The new regulations will come into effect from 1st January 2019, making it a requirement for all electrical installations on and after this date to be compliant with BS 7671:2018



ISBN: 978-1-78561-170-4
(WIRING REGULATIONS)



ISBN: 978-1-78561-442-2
(ON-SITE GUIDE)

Construction Products Regulation

Substandard cable - the facts

- Substandard cable causes fires in buildings
- 18% of electrical fires are caused by wiring, cables or plugs
- It is illegal to sell or install cable that is not up to standard or not correctly marked
- Up to 20% of cable currently on sale does not conform to regulations
- At least 4 million metres of substandard cable is unaccounted for in the UK market

“ALL UNMARKED CABLE TESTED BY THE ACI TO DATE HAS FAILED TEST AGAINST THE RELEVANT STANDARDS”

Substandard, unsafe and counterfeit cable can cost you money and it could cost lives. Prysmian manufactures cable to the latest regulations, including the new Construction Products Regulations, and British Standards for cable. All cables are approved by BASEC

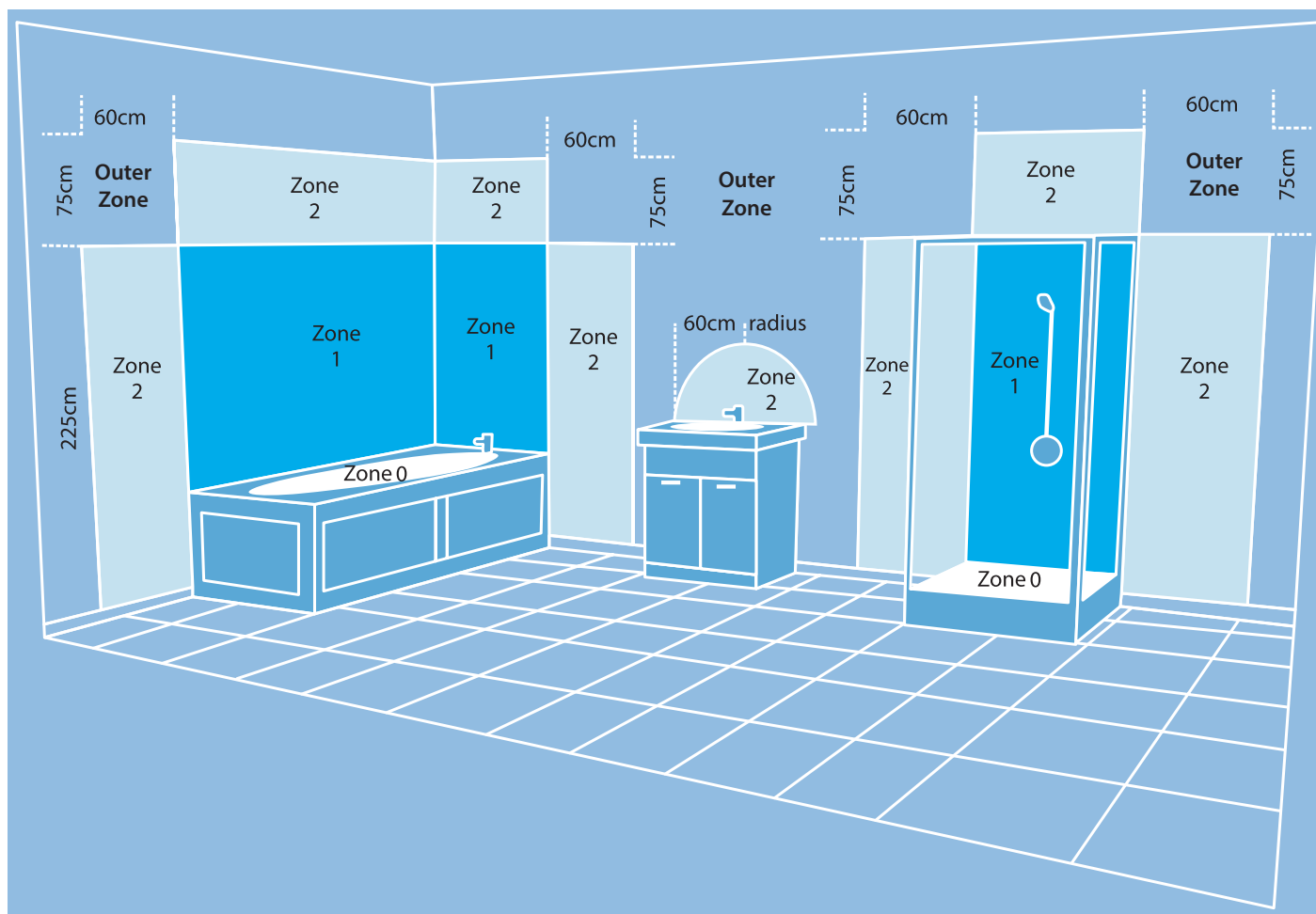
Once cable is installed it can remain hidden for years, but the trouble really starts if substandard cable was used in the first place. Undersized conductor is the common method of reducing the manufacturing cost of cable, i.e. not enough copper to operate at the rated current, which results in overheating of the cable. Overheating quickly



deteriorates the insulation and sheathing materials: they crack and fall off exposing the live conductors at a high temperature. This is a recipe for a fire, a fire that could start out of sight in a void in living accommodation for instance. Purchase cable you trust from a supplier you trust.

All cables in this catalogue “where applicable” conform to the new CPR regulations

Bathroom Zone Chart



The following information is a guide to help you understand what fittings can be placed where in a bathroom. This is not an installation guide and reference should be made to the IEE Wiring Regulations 18th Edition (BS 7671:2018) or a qualified electrician.

Firstly it is important to understand the rating by which bathroom lights are classified. IP rating stands for "Ingress Protection" and is always followed by two characters. These two numbers refer to the level of protection and it is important that you choose fittings with the correct rating according to where they are to be sited within the bathroom.

The diagram above shows a bathroom split into four clear zones: 0, 1, 2 and "Outside Zones".

Zone 0 is inside the bath or shower itself. Any fitting used in this zone must be low voltage, (max 12v) and be rated at least IP67 which is total immersion proof.

Zone 1 is the area above the bath to a height of 2.25m from the floor. In this zone a minimum rating of IP44 is required. If the fitting is 240v a 30ma residual current device (RCD) must also be used to protect the circuit in this zone.

Zone 2 is an area stretching 0.6m outside the perimeter of the bath and to a height of 2.25 from the floor. In this zone IP rating of at least IP44 is required.

In addition it is good practice to consider the area around a wash basin, within a 60cm radius of any tap to be considered as zone 2.

Outside Zones is anywhere outside zones 0, 1 and 2 (subject to specific limits) and where no water jet is likely to be used. No IP rating is required.

In addition to the above, if there is a likelihood of water jets being used for cleaning purpose in zones 1,2 and "Outside Zones" a fitting rated a minimum of IP65 must be used.

Full details can be found in the latest copy of the IEE wiring regulations.

Product Index

A

Adhesives

Schneider	18
Unicrimp	31
Wiska	32

Air Conditioning

CED	216
-----	-----

Air Curtains

Dimplex	203
---------	-----

All Round Band

SWA	21
-----	----

B

Blank Plates

BG Luceco	73
-----------	----

Bootlace Ferrules

Termination Technology	25
------------------------	----

C

Cable 5 - 11

Cable Cleats

SWA	21
-----	----

Cable Clips

D-Line	40
Schneider Electric	18
Unicrimp	29

Cable Glands

SWA	20, 22
Termination Technology	27
Unicrimp	28
Wiska	32

Cable Indicators

Termination Technology	26
------------------------	----

Cable Joints

Lucas	17
SWA	21
Wiska	33

Cable Ladder

Unistrut	52
Unitrunk	60

Cable Protectors

D-Line	41
--------	----

Cable Reels

BG Luceco	75
-----------	----

Cable Rods

CK Tools	247
----------	-----

Cable Ties

SWA	23
Termination Technology	26
Unicrimp	29

Cable Tray

Unistrut	52
Trench	57
Unitrunk	60

Caravan Hook-Ups

Rolec	121
-------	-----

Cartridge Fuse-Links

Lawson	164
--------	-----

CCTV Cameras

ESP	223
-----	-----

CCTV Kits

ESP	222 - 223
FireSense	235
Ziton	235

Ceiling Accessories

BG Luceco	73
Hager	83

Channel Nuts

Metpro	61
--------	----

Chisels

Armeg	248
-------	-----

Combination Units

Rolec	120
-------	-----

Commercial Ventilation

Vent-Axia	198
Xpelair	199

Compounds & Gels

Lucas	14 - 15
-------	---------

Connector Boxes

Schneider Electric	19
--------------------	----

Connectors

Unicrimp	31
----------	----

Consumer Units

Contactum	131
Crabtree	133
Europa Components	139
Hager	142
Lewden	143
Luceco	130
MK	144
Schneider Electric	145 - 146
Wylex	152

Contactors

Schneider Electric	165
--------------------	-----

Copper Terminals

SWA	22
Termination Technology	25
Unicrimp	28

Crimp Tools

SWA	23
Termination Technology	26

D

Dado Trunking

Dietzel Univolt	38
Marshall Tufflex	44
Marshall Tufflex	45
MK	47
Marco	49
Schneider Electric	54

Data Accessories

FCS	123
-----	-----

Data Cabinet Accessories

FCS	127
-----	-----

Data Cabinets

FCS	126
-----	-----

Data Cables

FCS	122
-----	-----

Data Cabling Tools

FCS	124
-----	-----

Data Modules

Scolmore	108
----------	-----

Decorative Wiring Accessories

Deta	79
Hamilton	84 - 88
Legrand	89
Schneider Electric	100 - 101
Scolmore	102, 104 - 106

DIN Rail Terminals

IMO	157
Europa Components	161

Disabled Refuge Systems

FireSense	229
-----------	-----

Distribution Boards

ABB	128 - 129
Contactum	132
Crabtree	134
Eaton	135
Europa Components	141
Lewden	143
Schneider Electric	147, 149
Wylex	153

Domestic Ventilation

Airflow	184 - 187
Deta	190
Envirovent	191 - 192
Greenbrook	194
Manrose	195 - 196
Vent-Axia	197
Xpelair	199

Door Entry Systems

ESP	224
-----	-----

Drill Bits

Armeg	248
-------	-----

Dry Lining Boxes

Appleby	111
	110

Ducting

Airflow	189
---------	-----

Dust Masks

Draper Tools	251
--------------	-----

E

Earthing Products

Furse	13
SWA	20
Unicrimp	30

Electric Showers

Redring	217
---------	-----

Enclosures

Schneider Electric	148
Europa Components	162
Europa Components	163

EV Charging

Masterplug	117
Rolec	118 - 119
Scame	117

Extension Leads

BG Luceco	75
-----------	----

F

Fans

CED	216
-----	-----

Fibre Optic Cables

FCS	125
-----	-----

Fire Alarms

Advanced	233
Appleby	110
Eaton	238
Electro-Detectors	232
ESP	220
EU Fire & Security	225 - 226
FireSense	232 - 234
Ziton	234

Product Index

Fire Detection

Aico	218 - 219
Apollo	230 - 231
Electro-Detectors	232
ESP	220
EU Fire & Security	225 - 226
FireAngel	227
FireSense	229 - 235
Kidde	236 - 237
Ziton	235

Fire Detector Testers

FireSense	229
-----------	-----

Fire Rated Clips

D-Line	40
--------	----

Fire Rated Downlights

Appleby	110
---------	-----

Fire Resistant Cable

Prysmian	8
Ventcroft	9

First Aid Kits

Draper Tools	251
--------------	-----

Fixings

Schneider Electric	12
Unicrimp	19
	30

Flatplate Wiring Accessories

BG Luceco	70
Deta	81

Flexible Conduit

ABB	64 - 65
Flexicon	68

Flexible Conduit Contractor Packs

ABB	65
Flexicon	67

Flexible Conduit Fittings

ABB	64
ABB	66
Flexicon	67
Flexicon	68

Floor Boxes

Marshall Tufflex	46
Marco	50
Schneider Electric	55

Flow Wiring System

Scolmore	107
----------	-----

Footwear

Draper Tools	251
--------------	-----

G

Gel

Wiska	32
-------	----

Gel Connectors

Lucas	15
-------	----

Gel Covers

Lucas	16
-------	----

Girder Clamps

E-Klips	34
---------	----

Girder Clips

E-Klips	34
---------	----

Gland Packs

Schneider Electric	18
SWA	20

Gloves

Draper Tools	251
--------------	-----

Goggles

Draper Tools	251
--------------	-----

Gridswitch

Crabtree	77
MK	96
Scolmore	108 - 109

Grommets

Schneider Electric	18
Unicrimp	29

H

Hacksaw Blades

Starrett	245
----------	-----

Hand Dryers

Airflow	188
---------	-----

Heating Controls

Timeguard	176
Warmup	214

Heating Timers

Greenbrook	181
Timeguard	183

Heatshrink

Termination Technology	25
------------------------	----

Heavy Duty Plugs & Sockets

BG Luceco	75
-----------	----

Hole Saws

Starrett	244
Armeg	248

I

In-Line Duct Fans

Envirovent	193
------------	-----

Incoming Devices

ABB	129
Schneider Electric	146 - 147

Industrial Cable

Nexans	10
UK Cables	11

Industrial Control

Europa Components	159, 161
Schneider Electric	166

Industrial Plugs & Sockets

Europa Components	167
Gewiss	168
Palazzoli	169
Mennekes	170 - 171
Scame	172 - 173

Insulated Terminals

SWA	22
Termination Technology	24
Unicrimp	28

J

Junction Boxes

BG Luceco	111
Europa Components	74
Gewiss	163
Wiska	112
	33

K

Knee Pads

Draper Tools	251
--------------	-----

L

LED Monitors

ESP	223
-----	-----

Lighting Controls

Hager	83
-------	----

M

Maxi Trunking

Marco	49
-------	----

MCBs

Crabtree	133 - 134
Europa Components	139, 141
Hager	142
IMO	154
Lewden	143
Luceco	130
MK	144
Schneider Electric	145 - 146, 148 - 149
Wylex	152 - 153

Metal Back Boxes

Appleby	110
---------	-----

Metal Framing

Unistrut	51
----------	----

Metalclad Wiring Accessories

BG Luceco	69
Crabtree	77
Deta	80
MK	94
Schneider Electric	97

Meterpacks

Eaton	137
-------	-----

Mini Trunking

D-Line	41
Marco	49

Mirror Demisters

Heatmat	213
---------	-----

Modular Enclosures

Gewiss	158
--------	-----

Motor Control Gear

IMO	155 - 156
Stag	156

Mounting Boxes

MK	36
Schneider Electric	93
	99

Multifunction Testers

Kewtech	242
---------	-----

O

Occupancy Sensors - See Presence Detection

Outdoor Switches & Sockets - See Weatherproof

Outlet Boxes

Dietzel Univolt	39
-----------------	----

Overload Relays

Schneider Electric	165
--------------------	-----

P

Panel Boards

Eaton	137
Schneider Electric	151

Patch Leads

FCS	123
-----	-----

Pattresses

Deta	79
------	----

Power Distribution

Legrand	43
---------	----

Product Index

Power Poles

Dietzel Univolt	39
Marco	50
Schneider Electric	55

Powertrack

Marshall Tufflex	46
------------------	----

PPE

Draper Tools	251
--------------	-----

Presence Detection

Danlers	177 - 178
Elkay	179
Hager	83

PVC Conduit

35 - 36

R

Raised Plate Wiring Accessories

BG Luceco	71 - 72
-----------	---------

RCBOs

Crabtree	133 - 134
Eaton	135 - 136
Europa Components	139, 141
Hager	142
IMO	154
Lewden	143
Luceco	130
MK	144
Schneider Electric	145, 146, 148, 150
Wylex	152 - 153

RCCBs

Schneider Electric	145
IMO	154

RCD Protected Sockets

Greenbrook	114
PowerBreaker	114
Timeguard	115

RCDs

MK	144
Schneider Electric	148, 150
Wylex	153

Rotary Isolator Switches

Gewiss	158
--------	-----

RPTS Timers

Sangamo	182
---------	-----

S

Safety Helmets

Draper Tools	251
--------------	-----

Screwless Wiring Accessories

Deta	81
------	----

Sealants

Schneider Electric	18
--------------------	----

Security Alarms

Eaton	238
Honeywell	239

Security Cameras

ESP	221
-----	-----

Security Lighting

ESP	221
-----	-----

Shower Units

Contactum	131
-----------	-----

Site Lighting

Brackenheath	174 - 175
--------------	-----------

Site Transformers

Brackenheath	175
--------------	-----

Skirting Trunking

Dietzel Univolt	38
Marshall Tufflex	44
MK	47
Schneider Electric	54

Sleeving

Unicrimp	30
----------	----

Space Heating

Dimplex	200 - 203
Electrorad	204 - 205
Elnur	206 - 207
Haverland	208
Rointe	209 - 210
Zehnder	211

Steel Adaptable Boxes

Appleby	63
---------	----

Steel Conduit

Metpro	61 - 63
--------	---------

Steel Lighting Trunking

Unitrunk	59
----------	----

Steel Mounting Boxes

111

Steel Trunking

Trench	56
--------	----

Surge Traps & Protection

ABB	129
Europa Components	140

Switch Disconnectors

Contactum	132
Eaton	138
Europa Components	160
Schneider	150

Switch Fuses

Schneider Electric	150
--------------------	-----

T

Tape

Schneider Electric	18
SWA	22
Unicrimp	29

Test Instruments

Kewtech	240 - 243
---------	-----------

Three Phase Boards

Europa Components	139, 141
-------------------	----------

Three Phase Metering

Schneider Electric	148
--------------------	-----

Timer Switches

Elkay	179 - 180
-------	-----------

Toilet Alarms

ESP	221
-----	-----

Towel Rails

Dimplex	202
Electrorad	205
Haverland	208
Rointe	209 - 210
Zehnder	211

Trade Tubs

Schneider Electric	19
Unicrimp	30

Trunking

D-Line	37
Marco	41
Marshall Tufflex	44 - 45
MK	47 - 48
Legrand	42
Schneider	54

U

Underfloor Heating

Rointe	210
Heatmat	212 - 213
Warmup	215

USB Sockets

BG Luceco	70
Deta	78
Knightsbridge	91

V

VDE Tools

CK Tools	246
Draper Tools	249

Ventilation Switches

Airflow	189
---------	-----

W

Wall Plugs

Unicrimp	31
----------	----

Water Heating

Redring	217
---------	-----

Weatherproof Boxes

Gewiss	112
--------	-----

Weatherproof Switches & Sockets

Greenbrook	113
Luceco	74
MK	95
PowerBreaker	113
Schneider Electric	97
Scolmore	108
Timeguard	116

White Wiring Accessories

BG Luceco	69
Crabtree	76
Deta	78
Hager	82
Knightsbridge	90
MK	92 - 93
Schneider Electric	98 - 99
Scolmore	103

WiFi Sockets

BG Luceco	70
-----------	----

Wire Basket

Marshall Tufflex	45
Marco	50
Pemsa	53
Trench	58
Unitrunk	60

Wireless Sockets

MK	95
----	----

Supplier Index

A

ABB	
Flexible Conduit	64 - 65
Flexible Conduit Contractor Packs	65
Flexible Conduit Fittings	64, 66
Protecta Plus	128
USB Accessories	129
Aico	
Fire Detection	218 - 219
Airflow	
Domestic Ventilation	184 - 187
Ducting	189
Hand Dryers	188
Ventilation Switches	189
Apollo	
Fire Detection	230 - 231
Appleby	
Dry Lining Boxes	110
Fire Alarms	110
LED Fire Rated Downlights	110
Metal Back Boxes	110
Steel Adaptable Boxes	63
Armeg	
Chisels	248
Drill Bits	248
Hole Saws	248

B

BG Luceco	
Blank Plates	73
Cable Reels	75
Ceiling Accessories	73
Extension Leads	75
Flatplate Wiring Accessories	70
Heavy Duty Plugs & Sockets	75
Junction Boxes	74
Metalclad Wiring Accessories	69
Outdoor Switches & Sockets	74
Raised Plate Wiring Accessories	71 - 72
USB Sockets	70
White Wiring Accessories	69
WiFi Sockets	70
Brackenhath	
Site Lighting	174 - 175
Site Transformers	175

C

CED	
Air Conditioning	216
Fans	216
CK Tools	
Cable Rods	247
VDE Tools	246
Contactum	
Consumer Units	131
Distribution Boards	132
Shower Units	131
Switch Disconnectors	132
Crabtree	
Consumer Units	133
Distribution Boards	134
Gridswitch	77
MCBs	133 - 134
Metalclad Wiring Accessories	77
RCBOs	133 - 134
White Wiring Accessories	76

D

D-Line	
Cable Protectors	41
Fire Rated Clips	40
Mini Trunking	41
Danlers	
Presence Detection	177 - 178

De

Decorative Wiring Accessories	79
Domestic Ventilation	190
Flatplate Wiring Accessories	81
Metalclad Wiring Accessories	80
Patresses	79
Screwless Wiring Accessories	81
USB Sockets	78
White Wiring Accessories	78

Dimplex

Air Curtains	203
Space Heating	200 - 203
Towel Rails	202

Dietzel Univolt

Dado Trunking	38
Power Poles	39
Skirting Trunking	38

Draper Tools

Dust Masks	251
First Aid Kits	251
Footware	251
Gloves	251
Goggles	251
Knee Pads	251
PPE	251
Safety Helmets	251
VDE Tools	249

E

E-Klips

Girder Clamps	34
Girder Clips	34

Eaton

Distribution Boards	135
Fire Alarms	238
Meterpacks	137
Panelboards	137
RCBOs	135 - 136
Security Alarms	238
Switch Disconnectors	138

Electrorad

Space Heating	204 - 205
Towel Rails	205

Elkay

Presence Detection	179
Timer Switches	179 - 180

Elnur

Space Heating	206 - 207
---------------	-----------

Envirovent

Domestic Ventilation	191 - 192
In-Line Duct Fans	193

ESP

CCTV Cameras	223
CCTV Kits	222 - 223
Door Entry Systems	224
Fire Alarms	220
Fire Detection	220
LED Monitors	223
Security Cameras	221
Security Lighting	221
Toilet Alarms	221

EU Fire & Security

Fire Alarms	225 - 226
Fire Detection	225 - 226

Europa Components

3 Phase Boards	139 - 141
Consumer Units	139
DIN Rail Terminals	161
Distribution Boards	141
Enclosures	162 - 163
Industrial Control	159, 161
Industrial Plugs & Sockets	167
Junction Boxes	163
MCBs	139, 141
RCBOs	139, 141
Surge Traps	140
Switch Disconnectors	160

F

FCS

Data Accessories	123
Data Cabinet Accessories	127
Data Cabinets	126
Data Cables	122
Data Cabling Tools	124
Fibre Optic Cables	125
Patch Leads	123

FireAngel

Fire Detection	227
----------------	-----

FireSense

CCTV Kits	235
Disabled Refuge Systems	229
Fire Alarms	232 - 234
Fire Detection	229 - 235
Fire Detector Testers	229

Flexicon

Flexible Conduit	68
Flexible Conduit Contractor Packs	67
Flexible Conduit Fittings	67 - 68

Furse

Earthing Products	13
-------------------	----

G

Gewiss

Industrial Plugs & Sockets	168
Junction Boxes	112
Modular Enclosures	158
Rotary Isolator Switches	158
Weatherproof Boxes	112

Greenbrook

Domestic Ventilation	194
Heating Timers	181
RCD Protected Sockets	114
Weatherproof Switches & Sockets	113

H

Hager

Ceiling Accessories	83
Consumer Units	142
Lighting Controls	83
MCBs	142
Occupancy Sensors	83
RCBOs	142
White Wiring Accessories	82

Hamilton

Decorative Wiring Accessories	84 - 88
-------------------------------	---------

Haverland

Space Heating	208
Towel Rails	208

Heatmat

Mirror Demisters	213
Underfloor Heating	212 - 213

Honeywell

Security Alarms	239
-----------------	-----

I

IMO

DIN Rail Terminals	157
MCBs	154
Motor Control Gear	155 - 156
RCBOs	154

K

Kewtech

Multifunction Testers	242
Test Instruments	240 - 242
Test Leads	243

Kidde

Fire Detection	236 - 237
----------------	-----------

Knightsbridge

USB Sockets	91
White Wiring Accessories	90

Supplier Index

L

Lawson	
Cartridge Fuse-Links	164
Legrand	
Decorative Wiring Accessories	89
Power Distribution	43
Trunking Systems	42
Lewden	
Consumer Units	143
Distribution Boards	143
MCBs	143
RCBOs	143
Lucas	
Cable Joints	17
Compounds & Gels	14 - 15
Gel Connectors	15
Gel Covers	16
Luceco	
Consumer Units	130
MCBs	130
RCBOs	130

M

Manrose	
Domestic Ventilation	195 - 196
Marco	
Dado Trunking	49
Floor Boxes	50
Maxi Trunking	49
Mini Trunking	49
Power Poles	50
Wire Basket	50
Marshall Tufflex	
Dado Trunking	44 - 45
Floor Boxes	46
Powertrack	46
Skirting Trunking	44
Wire Basket	45
Masterplug	
EV Charging	117
Mennekes	
Industrial Plugs & Sockets	170 - 171
Metpro	
Channel Nuts	61
Steel Conduit	61
MK	
Consumer Units	144
Dado Trunking	47
Gridswitch	96
MCBs	144
Metalclad Wiring Accessories	94
Mounting Boxes	93
RCBOs	144
RCDs	144
Skirting Trunking	47
Trunking	48
Wetherproof Switches & Sockets	95
White Wiring Accessories	92 - 93
Wireless Sockets	95

N

Nexans	
Industrial Cable	10

P

Palazzoli	
Industrial Plugs & Sockets	169
Pemsa	
Wire Basket	53
PowerBreaker	
RCD Protected Sockets	114
Weatherproof Switches & Sockets	113
Prysmian	
Fire Resistant Cable	8

R

Redring	
Electric Showers	217
Water Heating	217
Rointe	
Space Heating	209 - 210
Towel Rails	209 - 210
Underfloor Heating	210
Rolec	
Caravan Hook-Ups	121
Combination Units	120
EV Charging	118 - 119

S

Sangamo	
RTPS Timers	182
Scame	
Industrial Plugs & Sockets	172 - 173
Schneider Electric	
3 Phase Metering	148
Cable Clips	18
Connector Boxes	19
Consumer Units	145 - 146
Contactors	165
Dado Trunking	54
Decorative Wiring Accessories	100 - 101
Distribution Boards	147, 149
Enclosures	148
Fixings	19
Floor Boxes	55
Gland Packs	18
Grommets	18
Incoming Devices	147
Industrial Control	166
MCBs	145, 146, 149
Metalclad Wiring Accessories	97
Mounting Boxes	99
Overload Relays	165
Panel Boards	151
Power Poles	55
RCBOs	145, 146, 148, 150
RCCBs	145
RCDs	148, 150
Sealants	18
Skirting Trunking	54
Switch Fuses	150
Tape	18
Trade Tubs	19
Weatherproof Wiring Accessories	97
White Wiring Accessories	98 - 99

Scolmore	
Data Modules	108
Decorative Wiring Accessories	102, 104 - 106
Flow Wiring System	107
Gridswitch	108 - 109
Wetherproof Switches & Sockets	108
White Wiring Accessories	103

Stag	
Motor Control Gear	156

Starrett	
Hacksaw Blades	245
Hole Saws	244

SWA	
All Round Band	21
Cable Cleats	21
Cable Glands	20, 22
Cable Joints	21
Cable Ties	23
Copper Terminals	22
Crimp Tools	23
Earthing Products	20
Insulated Terminals	22
Tape	22

T

Termination Technology	
Bootlace Ferrules	25
Cable Glands	27
Cable Indicators	26
Cable Ties	26
Copper Terminals	25
Crimp Tools	26
Heatshrink	25
Insulated Terminals	24

Timeguard

Heating Controls	176
Heating Timers	183
RCD Protected Sockets	115
Weatherproof Switches & Sockets	116

Trench

Cable Tray	57
Steel Trunking	56
Wire Basket	58

U

UK Cables

Industrial Cable	11
------------------	----

Unicrimp

Adhesives	31
Cable Clips	29
Cable Glands	28
Cable Ties	29
Connectors	31
Copper Terminals	28
Earthing Products	30
Fixings	30
Grommets	29
Insulated Terminals	28
Sleeving	30
Tape	29
Trade Tubs	30
Wall Plugs	31

Unistrut

Cable Ladder	52
Cable Tray	52
Metal Framing	51

Unitrunk

Cable Ladder	60
Cable Tray	60
Steel Lighting Trunking	59
Wire Basket	60

V

Vent-Axia

Commercial Ventilation	198
Domestic Ventilation	197

Ventcroft

No Burn Cable	9
---------------	---

W

Warmup

Heating Controls	214
Underfloor Heating	215

Wiska

Adhesives	32
Cable Glands	32
Cable Joints	33
Gel	32
Junction Boxes	33

Wylex

Consumer Units	152
Distribution Boards	153
MCBs	152 - 153
RCBOs	152 - 153
RCDs	153

X

Xpelair

Commercial Ventilation	199
Domestic Ventilation	199

Z

Zehnder

Space Heating	211
Towel Rails	211

Ziton

CCTV Kits	235
Fire Alarms	234
Fire Detection	235

Pinnacle

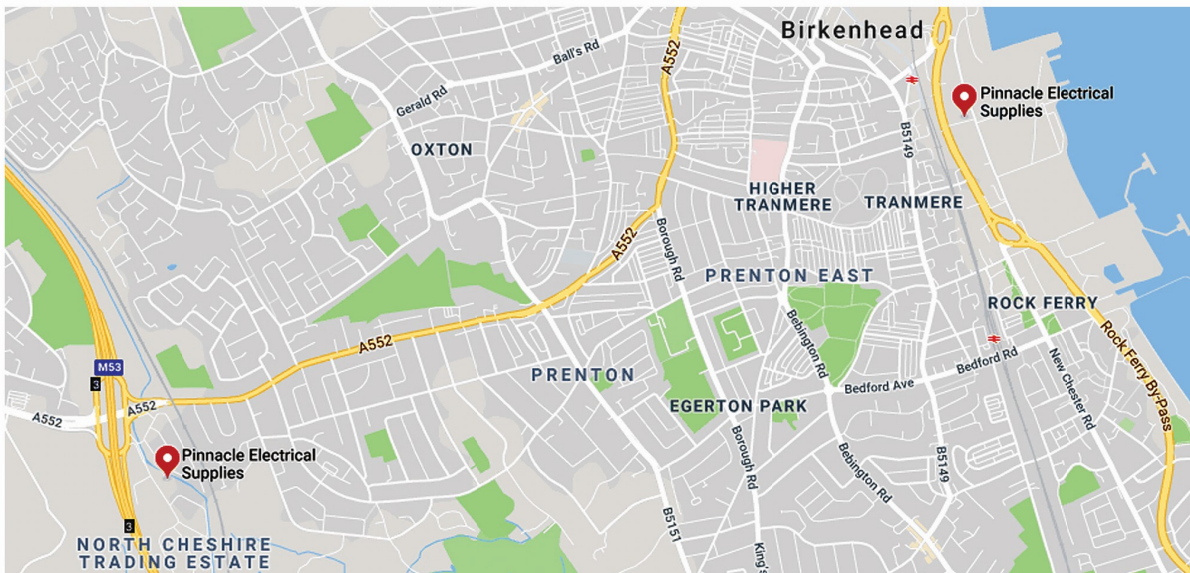
Electrical Supplies

Pinnacle hold over 30'000 products in stock at any time,
In order to effectively service all types of customers we have
technically experienced staff to listen to your enquiry and source
both standard and specialised requirements without delay

Contact Pinnacle Electrical Supplies Today !

0151 647 2386

Everything You Need



Turbine Rd
CH41 9BA
0151 647 2386

sales@pinnacle-mail.co.uk
pinnacleelectricalsupplies.co.uk

Prenton Way
CH43 3DU
0151 609 0750